


# ET Series Sealed Subminiature Rocker Switches

## Features/Benefits

- Sealed against solder and cleaning process contaminants
- Rocker, bushing & case—UL 94V-0
- Small footprint—saves space
- RoHS compliant

## Typical Applications

- Telecommunications
- Instrumentation
- Computers & peripherals



Models Available

## Specifications

CONTACT RATING: B contact material: 0.4 VA max. @ 20 V AC or DC max. Q contact material: Copper alloy, silver plated. See page H-44 for additional ratings.

ELECTRICAL LIFE: ETX1 models: 60,000 make-and-break cycles at full load. All other models: 30,000 cycles.

CONTACT RESISTANCE: Below 20 m Ω typ. initial @ 2-4 V DC, 100 mA, for both silver and gold plated contacts.

INSULATION RESISTANCE: 10<sup>9</sup> Ω min.

DIELECTRIC STRENGTH: 1000 Vrms min. @ sea level.

OPERATING TEMPERATURE: -30°C to 85°C.

SOLDERABILITY: Per MIL-STD-202F method 208D, or EIA RS-186E method 9 (1 hour steam aging).

PACKAGING: Surface mount switches standard in tape and reel packaging, see page G-45 for drawings and reel information.

## Materials

CASE & BUSHING: Glass filled nylon 6/6, flame retardant, heat stabilized (UL 94V-0) or glass filled 4/6 nylon, flame retardant, heat stabilized (UL 94V-0).

ACTUATOR: Nylon, black standard. Internal o-ring seal standard with all actuators. SA surface mount: High temperature material, glass filled 46 nylon, flame retardant, heat stabilized (UL 94V-0).

SWITCH SUPPORT: Brass, matte-tin plated.

CONTACTS & TERMINALS: B contact material: Copper alloy, with gold plate over nickel plate. Q contact material: Copper alloy, silver plated. See page H-44 for additional contact materials.

TERMINAL SEAL: Epoxy.

**NOTE:** Any models supplied with Q, B, G, S, P & R contact material are RoHS compliant.

**NOTE:** Specifications and materials listed above are for switches with standard options. For information on specific and custom switches, consult Customer Service Center.

## Build-A-Switch

To order, simply select desired option from each category and place in the appropriate box. Available options are shown and described on pages G-41 thru G-45. For additional options not shown in catalog, consult Customer Service Center. All models are process sealed to withstand machine soldering temperatures and pressure wash cleaning methods.

### Switch Function

- ET01** SP On-None-On
- ET02** SP Off-None-On
- ET03** SP On-Off-On
- ET05** SP Mom.-Off-Mom.
- ET07** SP On-Off-Mom.
- ET08** SP On-None-Mom.
- ET21** DP On-None-On
- ET27** DP On-Off-Mom.
- ET28** DP On-None-Mom.

### Actuator

- J1** Rocker
- J6** Rocker

### Terminations

- A** Right angle, PC thru-hole
- AV** Vertical Right angle, PC thru-hole
- C** PC Thru-hole
- V3** V-bracket
- AV2** Vertical Right angle, PC thru-hole
- SA** Surface mount
- SA1** Right Angle Surface mount

### Contact Material

- B** Gold
- P** Gold, matte tin
- Q** Silver
- S** Silver, matte-tin
- G** Gold over silver
- R** Gold over silver, matte-tin

### Seal

- E** Epoxy

### Actuator Color

- 2** Black
- 1** White
- 3** Red

Rocker




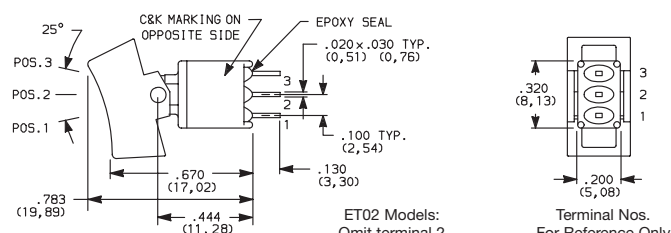

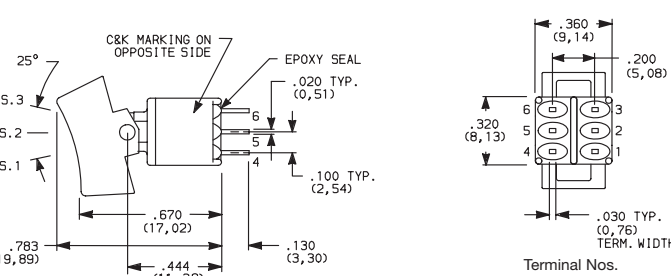
G

**C&K**

Dimensions are shown: Inches (mm)  
Specifications and dimensions subject to change

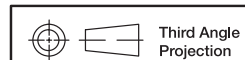
# ET Series Sealed Subminiature Rocker Switches

## SWITCH FUNCTION

NO. POLES	MODEL NO.	SWITCH FUNCTION			CONNECTED TERMINALS			SCHEMATIC
		POS. 1	POS. 2	POS. 3	POS. 1	POS. 2	POS. 3	
SP	ET01	ON	NONE	ON	2-3	N/A	2-1	
	ET03	ON	OFF	ON		OPEN		
	ET05	MOM.	OFF	MOM.		N/A		
	ET07	ON	OFF	MOM.	OPEN	N/A	3-1	SPDT
	ET08	ON	NONE	MOM.		N/A		
	ET02	OFF	NONE	ON		N/A		SPST
<b>SPDT</b>  <p>Part number shown: ET01J6CBE2</p> <p>ET02 Models: Omit terminal 2</p>								
DP	ET21	ON	NONE	ON	2-3,5-6	N/A	2-1,5-4	
	ET27	ON	OFF	MOM.		OPEN		
	ET28	ON	NONE	MOM.		N/A		
<b>DPDT</b>  <p>Part number shown: ET21J6CBE2</p>								

MOM. = Momentary

All models with all options when ordered with G, S, R or Q contact material.



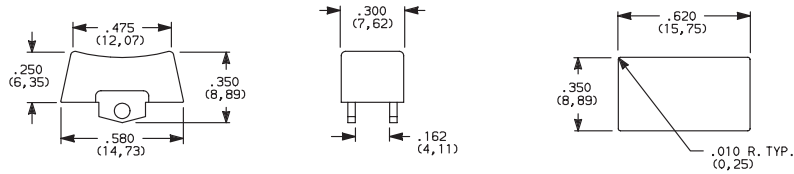
Third Angle Projection  
Dimensions are shown: Inches (mm)  
Specifications and dimensions subject to change



# ET Series Sealed Subminiature Rocker Switches

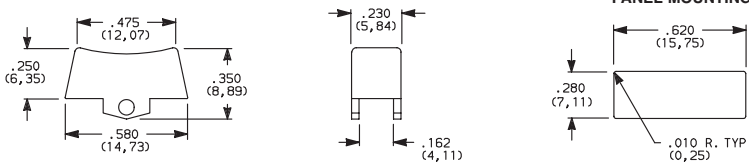
## ACTUATOR

### J1 ROCKER



Available with all models except ET0X with A & SA & SA1 terminations.

### J6 ROCKER



Standard with ET0X model with A & SA & SA1 terminations.

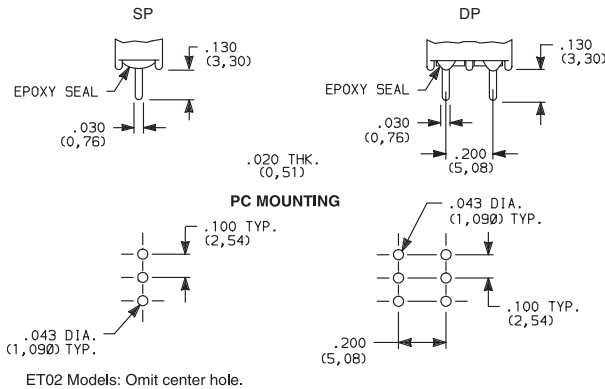
OPTION CODE	ACTUATOR COLOR
2	BLACK
1	WHITE
3	RED

Actuators available separately, see page G-45. Finish: Matte. Other colors, custom actuator markings and legends available, consult Customer Service Center.

**NOTE:** Internal o-ring actuator seal standard.

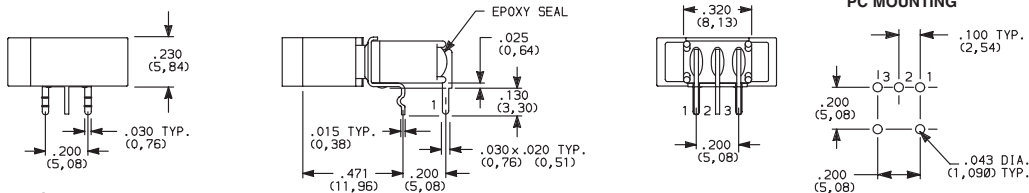
## TERMINATIONS

### C PC THRU-HOLE



### SP & DP

#### A RIGHT ANGLE, PC THRU-HOLE

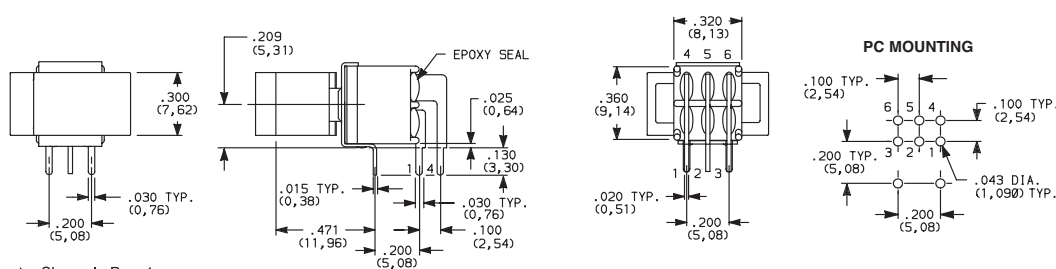


Actuator Shown In Pos. 1

Not available with ET02 model.  
J6 actuator std. only on ET0X models with A terminations.



#### A RIGHT ANGLE, PC THRU-HOLE



Actuator Shown In Pos. 1



Rocker



Dimensions are shown: Inches (mm)  
Specifications and dimensions subject to change

[www.ck-components.com](http://www.ck-components.com)

# ET Series Sealed Subminiature Rocker Switches

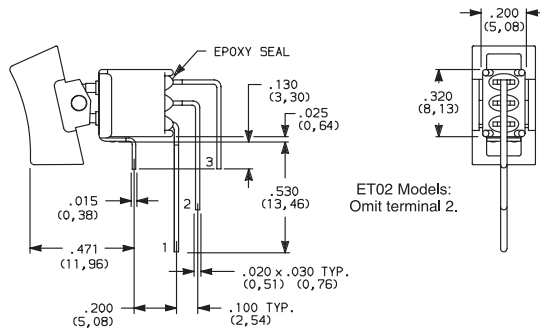
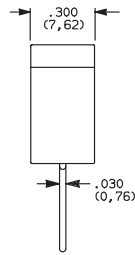
## TERMINATIONS

**AV** VERTICAL RIGHT ANGLE, PC THRU-HOLE

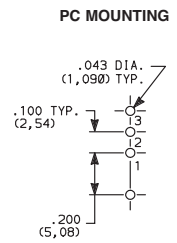


**ET01J1AVBE2**  
Vertical Actuation  
**SPDT**

Actuator Shown In Pos. 1




ET02 Models:  
Omit terminal 2.



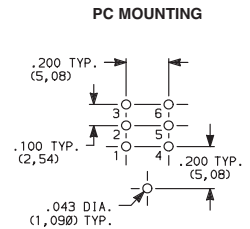
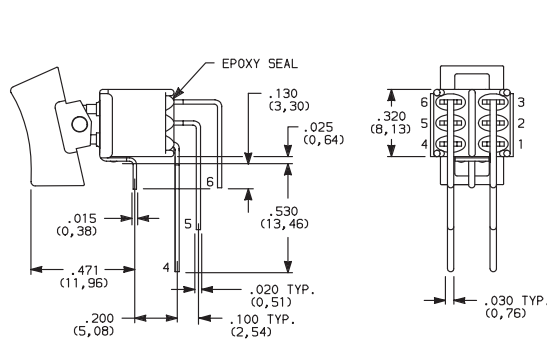
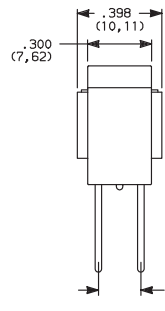
**NOTE:** Terminal bend radii and lead-in manufacturing option.

**AV** VERTICAL RIGHT ANGLE, PC THRU-HOLE



**ET21J1AVBE2**  
Vertical Actuation  
**DPDT**

Actuator Shown In Pos. 1

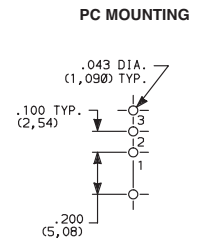
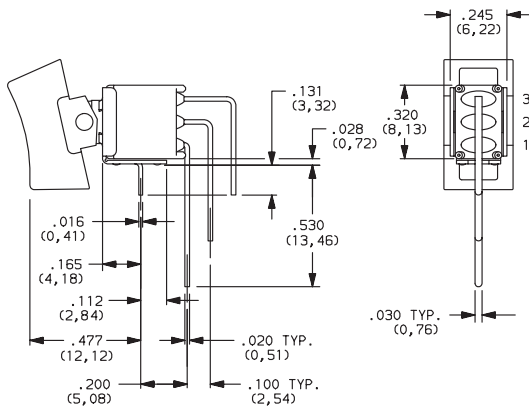
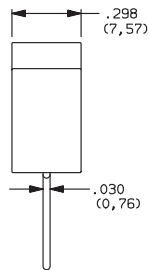


**NOTE:** Terminal bend radii and lead-in manufacturing option.

**AV2** VERTICAL RIGHT ANGLE, PC THRU-HOLE



**ET01J1AV2BE2**  
Vertical Actuation  
**SPDT**

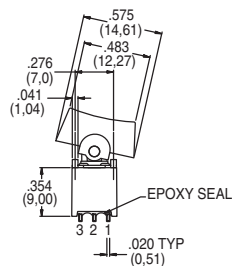


**SA1** SURFACE MOUNT

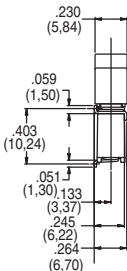
**NOTE:** Available in B contact materials only.

Available in J6 actuator black only.

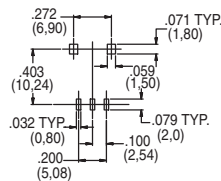
Not available in ET02.



ACTUATOR SHOWN  
POS. 1

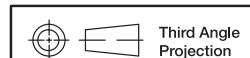


PC MOUNTING



**ET01J6SA1BE2**  
Horizontal Actuation  
**SPDT**

**NOTE:** Standard with tape & reel packaging, see page G-45.



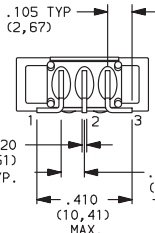
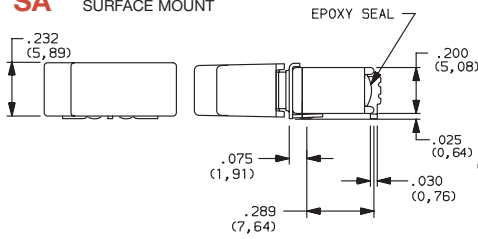
Dimensions are shown: Inches (mm)  
Specifications and dimensions subject to change

**C&K**

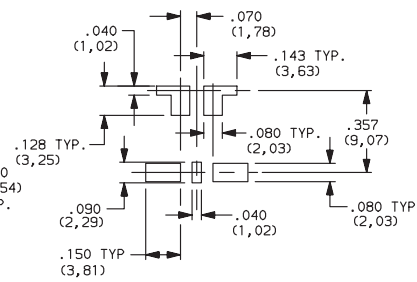
# ET Series Sealed Subminiature Rocker Switches

## TERMINATIONS

### SA SURFACE MOUNT



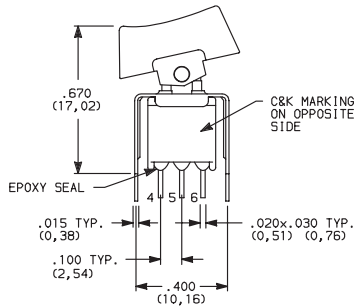
### PANEL MOUNTING



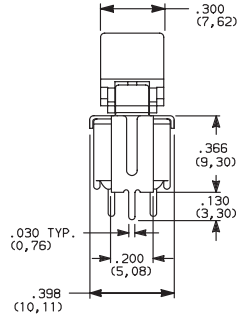
ET01J6SAKE2  
Horizontal Actuation  
SPDT

**NOTE:** Standard with tape & reel packaging, see page G-45. Available with P contact material only.

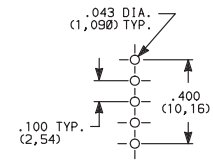
### V3 VERTICAL MOUNT, V-BRACKET



Actuator shown in Pos. 1

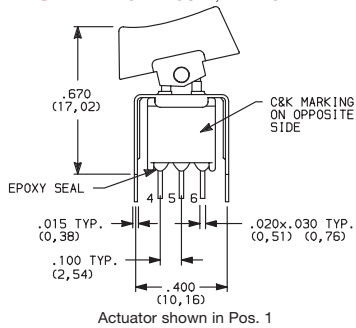


### PC MOUNTING

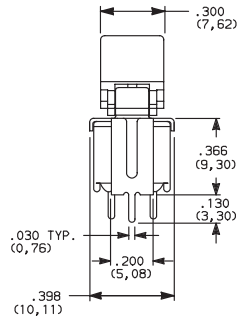


ET01J1V3BE2  
SPDT

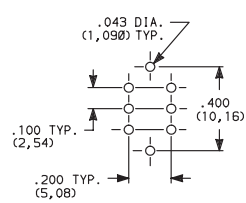
### V3 VERTICAL MOUNT, V-BRACKET



Actuator shown in Pos. 1



### PC MOUNTING



ET21J1V3BE2  
DPDT

## CONTACT MATERIAL

OPTION CODE	CONTACT MATERIAL	TERMINAL PLATING	RATINGS	
<b>B</b>	GOLD <sup>1</sup>	GOLD <sup>1</sup>	LOW LEVEL/ DRY CIRCUIT	0.4 VA MAX. @ 20 V AC OR DC MAX.
<b>P</b>		MATTE-TIN <sup>6</sup>		
<b>Q</b>	SILVER <sup>4,5</sup>	SILVER <sup>5</sup>	POWER	ETX1 MODELS: 3 AMPS @ 120 V AC OR 28 V DC. ALL OTHER MODELS: 2 AMPS @ 120 V AC OR 28 V DC.
<b>S</b>		MATTE-TIN <sup>6</sup>		
<b>G</b>	GOLD OVER SILVER <sup>2,3</sup>	GOLD <sup>3</sup>	LOW LEVEL/DRY CIRCUIT OR POWER	ETX1 MODELS: 0.4 VA MAX @ 20 V AC OR DC MAX. OR 3 AMPS @ 120 V AC OR 28 V DC. ALL OTHER MODELS: 0.4 VA MAX @ 20 V AC OR DC MAX. OR 2 AMPS @ 120 V AC OR 28 V DC.
<b>R</b>		MATTE-TIN <sup>6</sup>		

\* Note: See Technical Data section of this catalog for RoHS compliant and compatible definitions and specifications.

<sup>1</sup> CONTACTS & TERMINALS: Copper alloy, with gold plate over nickel plate.

<sup>2</sup> END CONTACTS: Coin silver, with gold plate over nickel plate.

<sup>3</sup> CENTER CONTACTS & ALL TERMINALS: Copper alloy, with gold plate over nickel plate.

<sup>4</sup> END CONTACTS: Coin silver, silver plated.

<sup>5</sup> CENTER CONTACT & ALL TERMINALS: Copper alloy, silver plated.

<sup>6</sup> TERMINALS: Copper alloy, with matte-tin over nickel plate.

**NOTE:** Any models supplied with Q, B, G, S, P & R contact material are RoHS compliant.

All models with all options when ordered with G, Q, S & R contact material.

Rocker



G



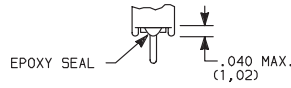
Third Angle Projection

Dimensions are shown: Inches (mm)  
Specifications and dimensions subject to change

# ET Series Sealed Subminiature Rocker Switches

SEAL

**E** EPOXY SEAL



## AVAILABLE HARDWARE

J1 Actuator



PART NO.

261A01000 WHITE  
261A02263 BLACK  
261A03000 RED

Material: Nylon  
Finish: Matte

NOT AVAILABLE WITH A, SA, SA1

J6 Actuator



PART NO.

621C01000 WHITE  
621C02263 BLACK  
621C03000 RED

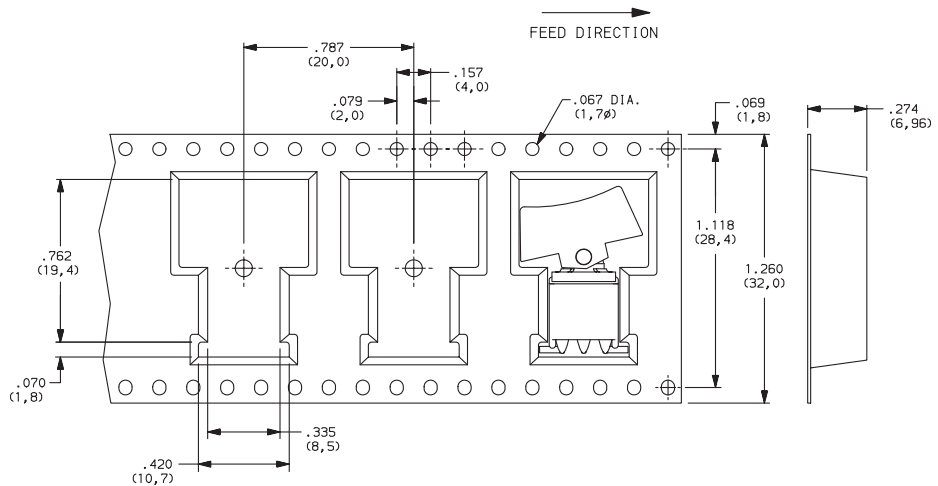
Material: Nylon  
Finish: Matte  
For Hi Temp, Consult Factory

**NOTE:** Other colors available,  
consult Customer Service Center.

## TAPE & REEL SA TERMINATION

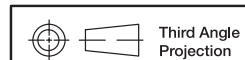
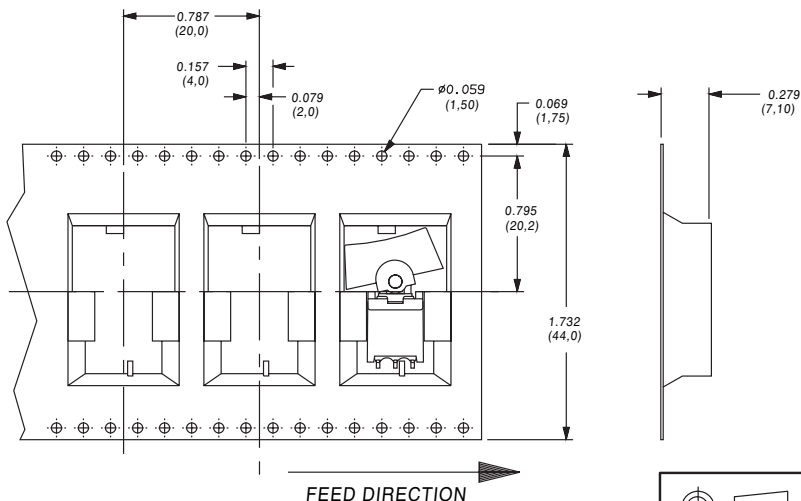
ET01J6SABE (SHOWN)

REEL INFORMATION	
OUTSIDE DIAMETER	13.00 (330,0)
PILOT HOLE	.512 (13,0)
QUANTITY PER REEL	500



ET01J6SA1BE (SHOWN)

REEL INFORMATION	
OUTSIDE DIAMETER	13.00 (330,0)
PILOT HOLE	.795 (20,20)
QUANTITY PER REEL	450



Dimensions are shown: Inches (mm)  
Specifications and dimensions subject to change

**C&K**

G-45

www.ck-components.com

Rocker



G