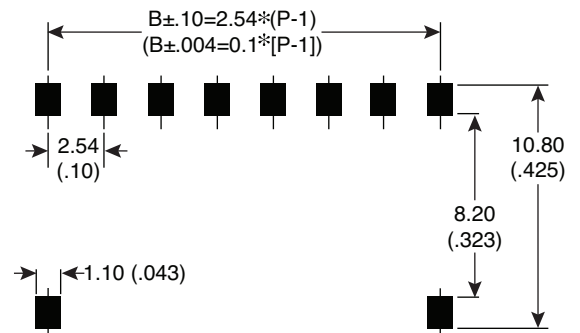
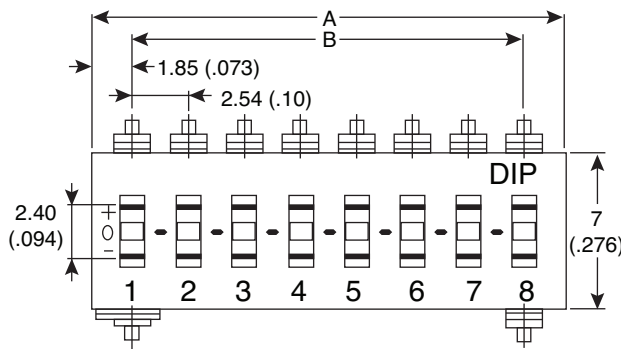
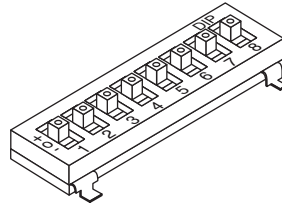
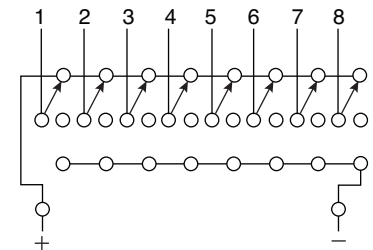
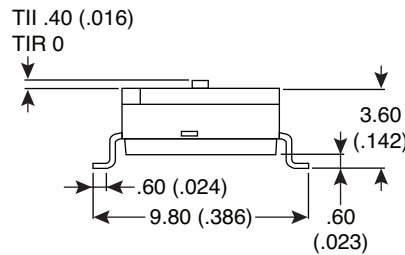
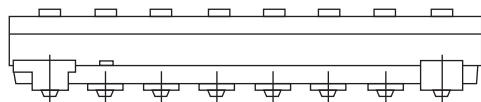


Dimensions: mm (in.)



P.C.B. Layout



Circuit Diagram

Electrical Specifications:

- Rating: Non-switching: 100mA/50V DC
Switching: 25mA/24V DC
- Contact resistance: 100mΩ max. (initial)
- Insulation resistance: 100MΩ min.

Note:

- RoHS Compliant

Mechanical Specifications:

- Operating temperature: -20°C ~ +85°C
- Operation force: 1000gf max.

Mouser Stock No.	No. of Pos.	Dim A. mm (in.)	Dim B. mm (in.)	Actuator
106-TIM4-EV	4	11.32 (.446)	7.62 (.30)	Raised
106-TIM10-EV	10	26.56 (1.05)	22.86 (.90)	Raised
106-TMR8T-EV	8	21.48 (.846)	17.78 (.70)	Recessed
106-TMR9T-EV	9	24.02 (.946)	20.32 (.80)	Recessed

Dip Switches (SMT)

106-TIM4-EV, 106-TIM10-EV, 106-TMR8T-EV, 106-TMR9T-EV



Available from Mouser Electronics

www.mouser.com

1-800-346-6873

Specifications are subject to change without notice. No liability or warranty implied by this information. Environmental compliance based on producer documentation.