


# Half-pitch DIP Switch A6H

## Ultra-low Profile, Half-pitch, Surface-mounting DIP Switch

- Very low profile of 1.55 mm
- Half-pitch (1.27-mm) design allows greater compactness and reduces mounting space by 63%. (compared with conventional models)
- Washable, seal tape models available
- Embossed taping models available
- RoHS Compliant



## Ordering Information

	Part numbers							
	Standard models				Models with seal tape			
	Tube packaging		Embossed taping packaging		Tube packaging		Embossed taping packaging	
Number of poles		Quantity per tube		Quantity per reel		Quantity per tube		Quantity per reel
2	A6H-2101	125	A6H-2101-P	4,000	A6H-2102	125	A6H-2102-P	4,000
4	A6H-4101	75	A6H-4101-P		A6H-4102	75	A6H-4102-P	
6	A6H-6101	54	A6H-6101-P		A6H-6102	54	A6H-6102-P	
8	A6H-8101	40	A6H-8101-P		A6H-8102	40	A6H-8102-P	
10	A6H-0101	33	A6H-0101-P		A6H-0102	33	A6H-0102-P	

Note: 1. Small reels of 500 pieces are also available. Order "-PM" version instead of "-P".  
2. Switches cannot be water washed.

## Specifications

### Characteristics

<b>Switching capacity</b>		25 mA at 24 VDC
<b>Minimum permissible load</b>		10 $\mu$ A at 3.5 VDC
<b>Contact resistance</b>		200 m $\Omega$ max.
<b>Insulation resistance</b>		100 M $\Omega$ min. (at 100 VDC)
<b>Dielectric strength</b>		300 VAC for 1 min between terminals
<b>Operating force</b>		30 to 500 gf ( 0.3 to 4.9 N)
<b>Vibration resistance</b>	<b>Malfunction durability</b>	10 to 55 Hz, 1.5-mm double amplitude
<b>Shock resistance</b>	<b>Malfunction durability</b>	300 m/s <sup>2</sup> min.
<b>Service life</b>	<b>Mechanical</b>	1,000 operations min.
	<b>Electrical</b>	1,000 operations min.
<b>Ambient operating temperature</b>		-20 to 70°C at 60% RH max. (with no icing or condensation)
<b>Ambient operating humidity</b>		35% to 95% (at 5 to 35°C)
<b>Weight</b>		0.06 g (2 poles), 0.09 g (4 poles), 0.12 g (6 poles), 0.15 g (8 poles), 0.18 g (10 poles)

Note: Data shown are of initial value.

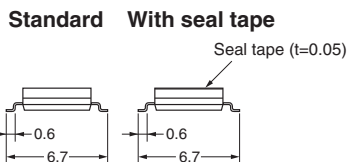
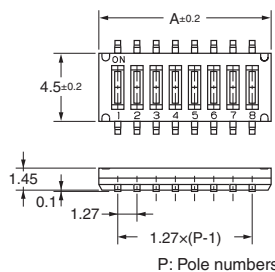
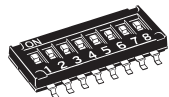
# Dimensions

**Note:** 1. All units are in millimeters unless otherwise indicated.  
 2. Unless otherwise specified, a tolerance of  $\pm 0.4$  mm applies to all dimensions.

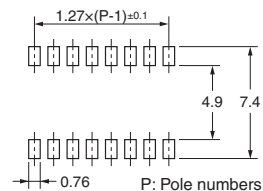
## ■ Standard

A6H-□101

A6H-□101-P




## Dimensions of PCB Pad (Top View)



## ■ With Seal Tape

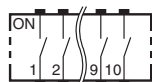
A6H-□102


A6H-□102-P



No. of poles	Model		Dimension A
	Standard	With seal tape	
2	A6H-2101	A6H-2102	3.77
4	A6H-4101	A6H-4102	6.31
6	A6H-6101	A6H-6102	8.85
8	A6H-8101	A6H-8102	11.39
10	A6H-0101	A6H-0102	13.93

## Internal connections (top view)





All sales are subject to Omron Electronic Components LLC standard terms and conditions of sale, which can be found at [http://www.components.omron.com/components/web/webfiles.nsf/sales\\_terms.html](http://www.components.omron.com/components/web/webfiles.nsf/sales_terms.html)

**ALL DIMENSIONS SHOWN ARE IN MILLIMETERS.**  
To convert millimeters into inches, multiply by 0.03937. To convert grams into ounces, multiply by 0.03527.

---

**OMRON**<sup>®</sup>

**OMRON ELECTRONIC  
COMPONENTS LLC**

55 E. Commerce Drive, Suite B  
Schaumburg, IL 60173

**847-882-2288**

**OMRON ON-LINE**

Global - <http://www.omron.com>

USA - <http://www.components.omron.com>

Cat. No. X303-E-1

11/10

Specifications subject to change without notice

Printed in USA

---

Half-pitch DIP Switch **A6H**