

Detector Switch Compact One-way Operation Type

SPVE Series



Applicable for use in compact digital devices. One of the smallest detector switches in the industry with a size of 3.4×3.0mm.

Detector

Push

Slide

Rotary


Encoders

Power

Dual-in-line
Package Type

TACT Switch™

Custom-
Products



Typical Specifications

Items		Specifications
Rating (max.) / (min.) (Resistive load)		0.1A 30V DC/50μA 3V DC
Contact resistance (Initial /After operating life)		500mΩ max./1Ω max.
Operating force		0.3N max.
Operating life	Without load	50,000cycles
	With load	50,000cycles (0.1A 30V DC)

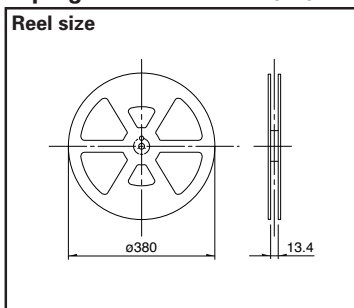
Product Line

Poles	Positions	Terminal type	Slider height (mm)	ON start position (mm)	Total travel (mm)	Style	Location lug	Minimum order unit (pcs)	Product No.	Drawing No.
1	1	For PC board (Reflow)	h=3.8	h ₁ =3.5	h ₂ =2.5	Standard	Without	22,400	SPVE110100	1
							With		SPVE110600	
			h=4.1	h ₁ =3.8	h ₂ =2.9		Without		SPVE110401	
							With		SPVE110801	
			h=4.8	h ₁ =4.5	h ₂ =3.6	Standard	Without	17,600	SPVE110200	
							With	16,000	SPVE110900	
			h=5.2	h ₁ =4.9	h ₂ =4.0				SPVE111300	
			h=5.5	h ₁ =5.2	h ₂ =4.3		SPVE111200			
			3.3	3.0	2.0	Low-profile	—	22,400	SPVE210100	2

Packing Specifications

Taping

Unit:mm



Product No.	Number of packages (pcs.)			Tape width (mm)	Export package measurements (mm)
	1 reel	1 case /Japan	1 case /export packing		
SPVE110100 SPVE110600 SPVE110401 SPVE110801	2,800	5,600	22,400	12	406 × 406 × 190
SPVE110200 SPVE110900	2,200	4,400	17,600		
SPVE111300 SPVE111200	2,000	4,000	16,000		
SPVE210100	2,800	5,600	22,400		

Notes

- Standard type dimensions indicate "with location lug" version.
- Products other than those listed in the above chart are also available. Please contact us for details.
- Please place purchase orders per minimum order unit N (integer).

Dimensions

Unit:mm

No.	Style	PC board mounting hole and land dimensions (Viewwd from direction A)
1	<p>Standard type</p>	<p>Reflow pattern</p>
2	<p>Low-profile type</p>	

Detector

Push

Slide

Rotary

Encoders

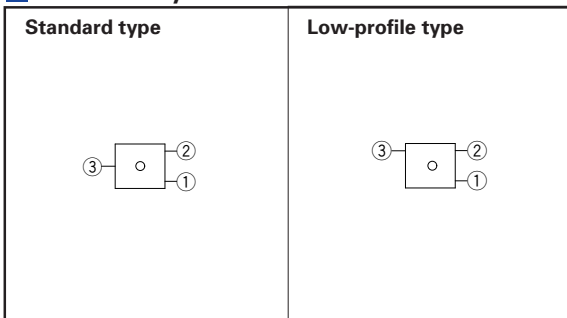
Power

Dual-in-line
Package Type

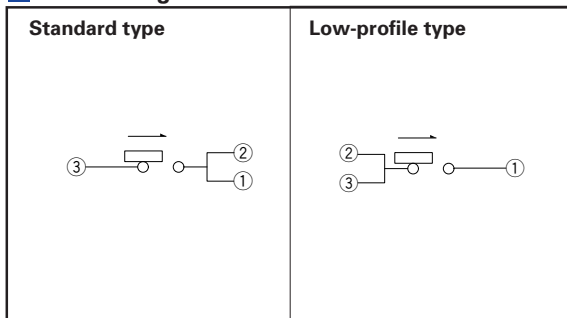
TACT Switch™

Custom-
Products

Terminal Layout (Viewed from Direction A)















Circuit Diagram



List of Varieties (General-purpose Type)

- Detector
- Push
- Slide
- Rotary
- Encoders
- Power
- Dual-in-line Package Type
- TACT Switch™
- Custom-Products

Series	General-purpose Type						
	SPPB	SPVE	SPPW8	SPVM	SPVR	SSCU	
Photo							
Operation type							
Operating temperature range	-40°C to +85°C	-10°C to +60°C		-40°C to +85°C			
Automotive use	●	—	—	●	●	●	
Rating (max.) (Resistive load)	0.1A 30V DC			1mA 5V DC		0.1A 12V DC	
Rating (min.) (Resistive load)	50μA 3V DC		100μA 3V DC	50μA 3V DC	100μA 3V DC	50μA 3V DC	
Electrical performance	Initial contact resistance	1Ω max.	500mΩ max.	1Ω max.	2Ω max.	3Ω max.	
	Insulation resistance	100MΩ min. 100V DC					100MΩ min. 250V DC
	Voltage proof	100V AC for 1 minute					250V AC for 1 minute
Mechanical performance	Terminal strength	3N for 1 minute	0.5N for 1 minute	3N for 1 minute	1N for 1 minute	0.5N for 1 minute	
	Actuator strength	10N	5N	10N	5N	2N	
Durability	Operating life without Load	50,000cycles 2Ω max.	50,000cycles 1Ω max.	100,000cycles 2Ω max.	50,000cycles 5Ω max.		
	Operating life with Load	(0.1A 30V DC) 50,000cycles 2Ω max.	(0.1A 30V DC) 50,000cycles 1Ω max.	(0.1A 30V DC) 100,000cycles 2Ω max.	(1mA 5V DC) 50,000cycles 5Ω max.		
Environmental performance	Cold	-40±2°C for 500h	-20±2°C for 96h		-40±2°C for 500h		
	Dry heat	85±2°C for 500h	85±2°C for 96h		85±2°C for 500h		
	Damp heat	60±2°C, 90 to 95%RH for 500h	40±2°C, 90 to 95%RH for 96h		60±2°C, 90 to 95%RH for 500h		
Dimensions (mm)	W	6.3	3.4	5	2.8	3.6	
	D	3		4	3.5	4.2	
	H	4.9	2.3		1.5	1.2	
Soldering	Manual soldering	300±5°C, 5s max.	350±5°C, 3s max.				
	Dip soldering	255±5°C, 5±1s	—	255±5°C, 5±1s	—		
	Reflow soldering	Please see P.97					—
Number of poles	1						
Operation force	0.35N max.	0.3N max.		0.4N max.	0.35N max.	0.5N max.	
Page	45	51	53	55	57	58	

- Detector Switches Soldering Conditions97
- Detector Switches Cautions98

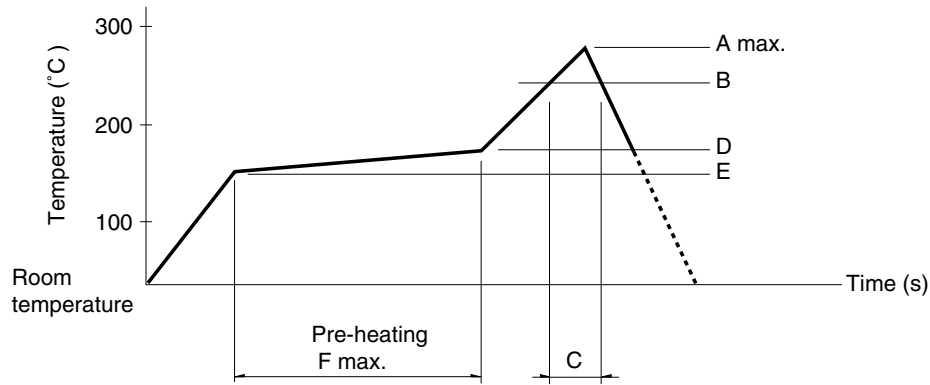
Note

●marks in "Available for automotive use" indicate that all of the series products can work at the operating temperature range from -40°C to +85°C.

Soldering Conditions

Example of Reflow Soldering Condition

1. Heating method: Double heating method with infrared heater.
2. Temperature measurement: Thermocouple 0.1 to 0.2 ϕ CA (K) or CC (T) at soldering portion (copper foil surface). A heat resisting tape should be used for fixed measurement.
3. Temperature profile



Series (Reflow type)	A (°C) 3s max.	B (°C)	C (s)	D (°C)	E (°C)	F (s)
SPPB	250	230	40			
SPPW8		200	20			
SPVE	260	230	40	180	150	120
SPVG						
SPVL						
SPVM						
SPVN						
SPVP						
SPVR						
SPVS						
SPVT						
SSCM						
SPPY5	240		20	150	Room temperature	180

Notes

1. The condition mentioned above is the temperature on the mounting surface of a PC board. There are cases where the PC board's temperature greatly differs from that of the switch, surface depending on the PC board's material, size, thickness, etc. The above-stated conditions shall also apply to switch surface temperatures.
2. Soldering conditions differ depending on reflow soldering machines. Prior verification of soldering condition is highly recommended.

- Detector**
- Push
- Slide
- Rotary
- Encoders
- Power
- Dual-in-line Package Type
- TACT Switch™
- Custom-Products