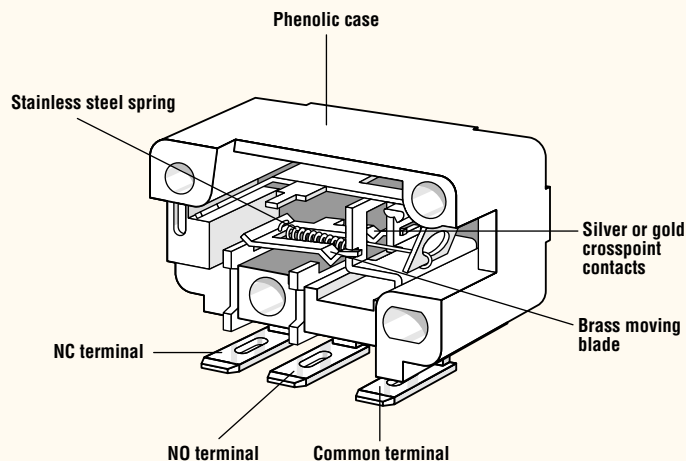


MINIATURE LOW TORQUE E Series

Features

- Long life coil spring mechanism
- Low torque rotary actuation
- Clockwise or counter clockwise actuation
- 6 terminal types
- Double rivet sturdy case construction
- 3 contact arrangements



Electrical Ratings

Switch Series	EN61058 Rating	UL1054 Rating	Electrical Life at Rated Load	
			According to VDE (Min. Operations)	According to UL (Min. Operations)
E51	N/A	6A, 250VAC	N/A	6,000
E53	N/A	0.1A, 125VAC	N/A	6,000

Specifications

Electrical

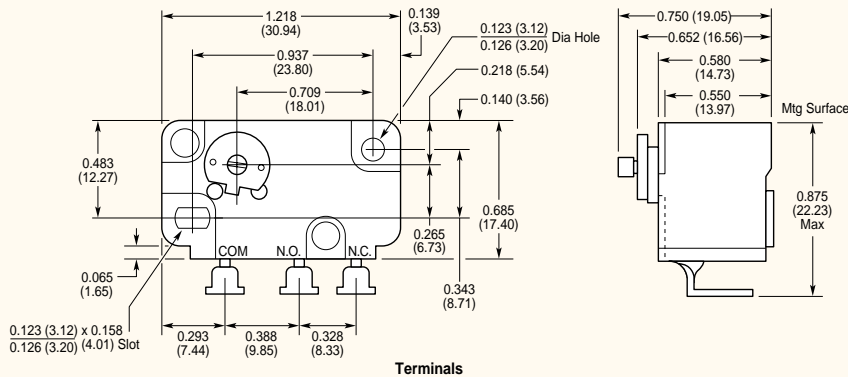
Temperature Rating:	-40° to +85°C
Flammability Rating:	UL94HB

Materials

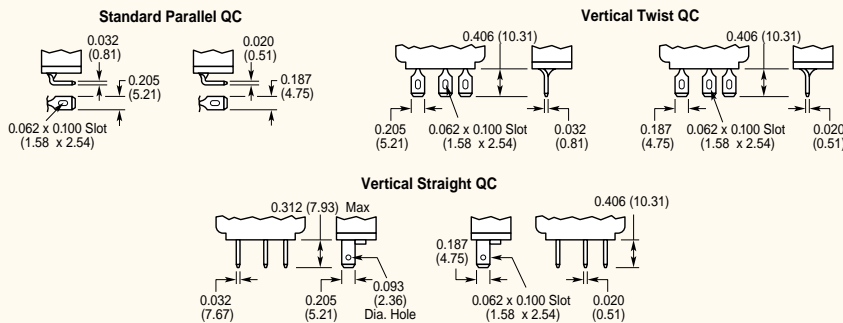
Case:	General Purpose Phenolic
Terminal:	Silver-Plated Brass
Moving Blade:	Brass
Contacts:	Silver Alloy (E51), Gold Crosspoint (E53)
Spring:	Stainless Steel



Dimensions inches (mm)

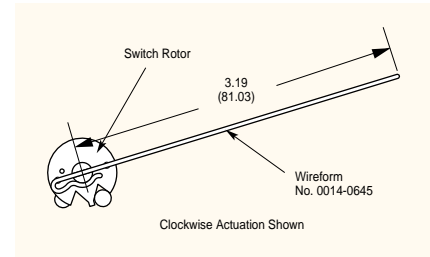


Terminals



Actuators

Wireform actuators are supplied unassembled for each switch. Wireforms may be readily assembled to switch rotor as shown.



Circuitry

This series is available in single pole double throw and single pole single throw either normally open or normally closed. In general, normally open may be specified by adding 01 to suffix numbers, and normally closed by adding 02.

For example, E51-00B is double throw, E51-01B is normally open and E51-02B is normally closed.

Mounting

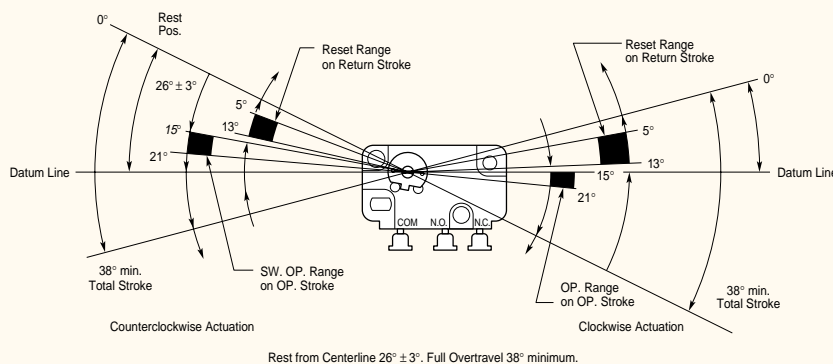
Recommended mounting screw size: #4-40 Round head. Recommended torque on screw: 4 inch lbs. max.

Operating Characteristics

Standard Force	4.0" gms. (max.)
Overtravel	15° min. (10.5 gram – cm)
Movement Differential	3° min.

Note: Special models and tooling capability available for custom wire form actuators.

Note: Additional operating forces available upon request. Consult factory.



Actuator Specifications

Switch Type	Actuator Type	Direction of Actuator	Terminals inches (mm)
	-00B	Clockwise	Standard Parallel 0.205 (5.21)
	-00R	Clockwise	Standard Parallel 0.187 (4.75)
	-00E	Counter Clockwise	Standard Parallel 0.205 (5.21)
	-00T	Counter Clockwise	Standard Parallel 0.187 (4.75)
	-50B	Clockwise	Vertical Twist 0.205 (5.21)
	-50R	Clockwise	Vertical Twist 0.187 (4.75)
	-50E	Counter Clockwise	Vertical Twist 0.205 (5.21)
	-50T	Counter Clockwise	Vertical Twist 0.187 (4.75)
	-60B	Clockwise	Vertical Straight 0.205 (5.21)
	-60R	Clockwise	Vertical Straight 0.187 (4.75)
	-60E	Counter Clockwise	Vertical Straight 0.205 (5.21)
	-60T	Counter Clockwise	Vertical Straight 0.187 (4.75)

Ordering Information

Select the current rating you need. Combine the corresponding Series/Prefix number with the appropriate suffix number for the switch type, circuitry and terminals you require.