

Honeywell

FED.MFG.CODE 91929

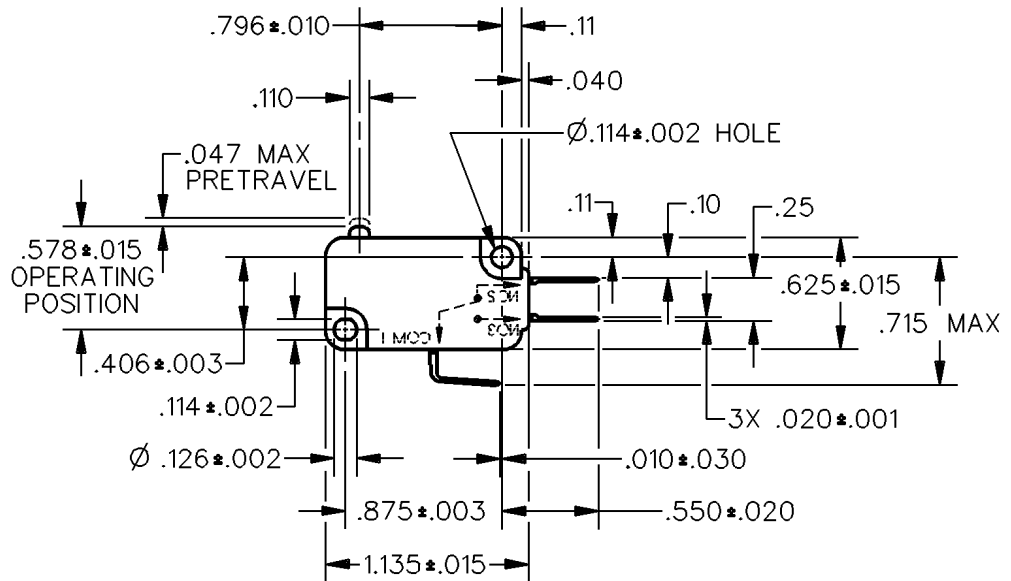
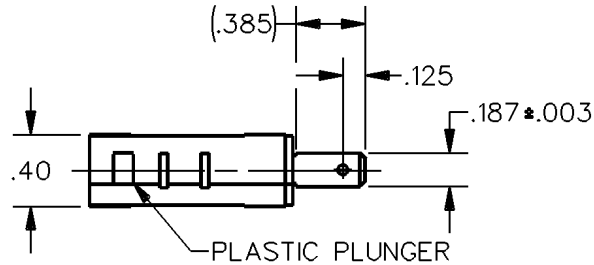
SWITCH-BASIC

CATALOG LISTING
V7-6C17D8

CW-C6018

CATALOG LISTING
V7-6C17D8
ISSUE **M**
4

REPLACES
RELEASE NO. PR-19692
CHECK
11 JUL 08
17 JAN 92
CHECK
10 JAN 92
DRAWN
GRT

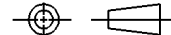


REVISIONS	
A	REL DWG PR19692
GRT	10 JAN 92
B	CO-76108
LJF	20 OCT 93
C	0041190
PK	11 JUL 08

ANSI Y14.5M-1982 APPLIES

THIS DRAWING COVERS A PROPRIETARY ITEM AND IS THE PROPERTY OF HONEYWELL. THIS DRAWING IS NOT TO BE COPIED OR USED WITHOUT THE APPROVAL OF HONEYWELL.

THIRD ANGLE PROJECTION



CHARACTERISTICS	ELECTRICAL DATA	SCALE	DO NOT SCALE PRINT	
OPERATING FORCE — — — 6-14 OZ MAX	CONTACT ARRANGEMENT S P D T	UNLESS OTHERWISE SPECIFIED TOLERANCES ARE		
RELEASE FORCE — — — — — 4 OZ MIN	15.1A 1/2HP 125, 250, 277 VAC 1/2A 125 VDC; 1/4A 250 VDC 5A 125 VAC "L"			ONE PLACE (.0) ± .030
DIFFERENTIAL TRAVEL — — — .002-.010				TWO PLACE (.00) ± .015
OVERTRAVEL — — — — — .040 MIN				THREE PLACE (.000) ± .005
FREE POSITION — — — — — .625 MAX				ANGLES ±
RELEASE TRAVEL — — — — — .010 MIN		L215	WEIGHT	