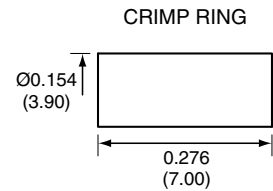
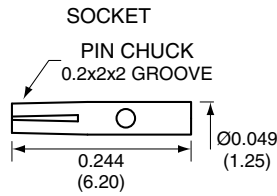
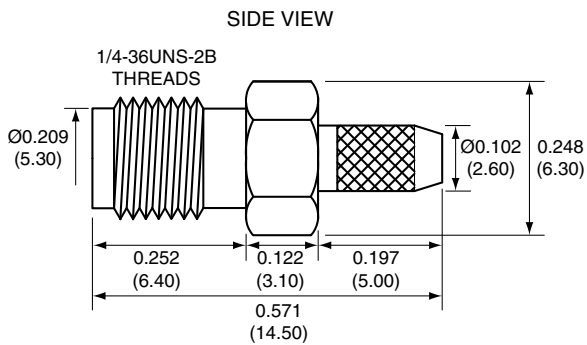
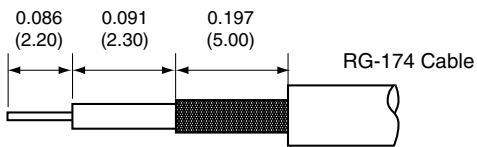


1		
Description	Material	Finish
Body	Brass	Nickel
Socket	Brass	Gold
Insulation	Teflon	Teflon
Crimp Ring	Brass	Nickel



RECOMMENDED CABLE STRIPPING DIMENSIONS



CONSMSA011 ASSEMBLY INSTRUCTIONS

1. Solder the socket to the center conductor.
2. Insert the socket, center conductor, and insulator into the body.
3. Wrap the braid around the tail of the body and crimp the ring with a 0.137" hex crimp tool (or one labeled for use with RG-174 cable)

Title	SMA FEMALE CABLE END CRIMP FOR RG174 CABLE		CONNECTOR CITY 159 ORT LANE MERLIN, OR 97532
Part No.	CONMSA011	Revision: 1.0	PH (541)-471-6256 FAX (541)-471-6251
Dimensions:	INCHES (mm)	Date: 6/2/2006	Sheet 1 of 1

CONNECTOR CITY
THE VALUE OF CONNECTIONS