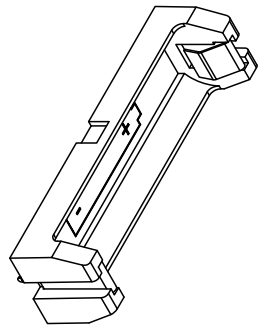
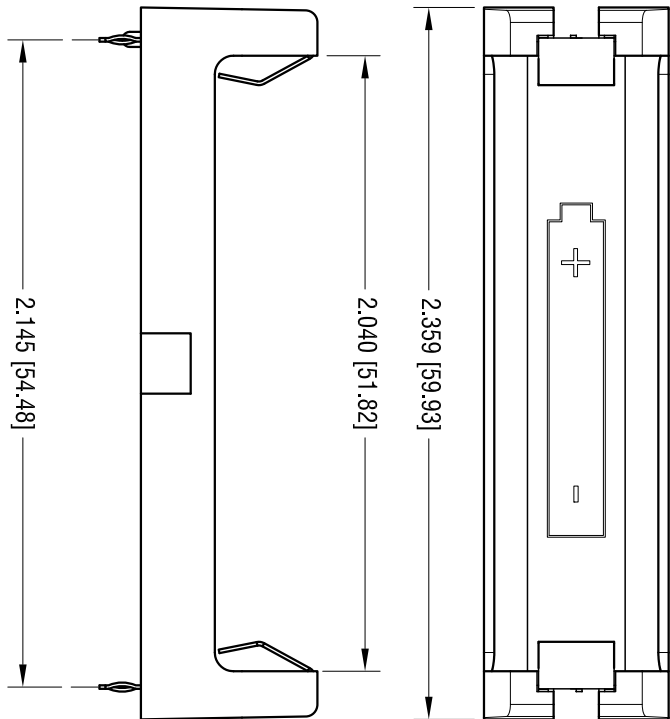
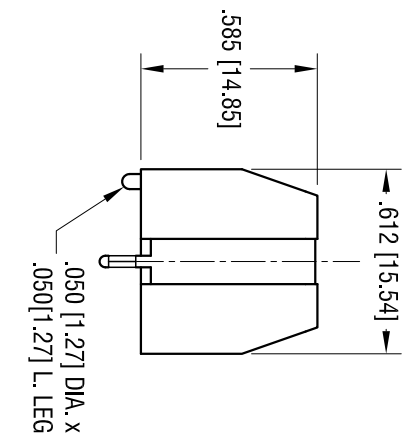
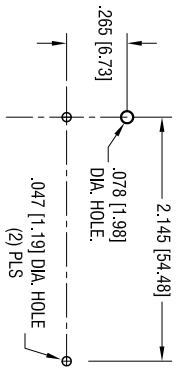


MOUNTING PAD LAYOUT



- NOTE:**
- 1. BASE:
MAT'L: HEAT RESISTANCE NYLON
STANLYL 46 OR EQUIVALENT
 - 2. CONTACT:
MAT'L: .012 [0.30] THK PHOSPHOR BRONZE
FINISH: TIN NICKEL PLATE PLATE.

THIS DOCUMENT IS THE PROPERTY OF KEystone ELECTRONICS CORP. AND SHALL NOT BE REPRODUCED, DISTRIBUTED OR COPIED IN ANY MANNER WITHOUT WRITTEN PERMISSION FROM KEystone ELECTRONICS CORP.

DATE	DESCRIPTION	REV.

KEYSTONE ELECTRONICS CORP.			
www.keystelco.com • ASTORIA, N.Y. 11105-2017 • Tel (718) 956-8900			
PART NAME		THM BATTERY HOLDER, AA	
MATERIAL		AS NOTED	
FINISH	AS NOTED	DRN BY	NT
		APPD	
		DATE	10.29.09
		SCALE	2X
		DWG NO.	1015
		CODE	C

TOLEBRANGES
DECIMAL ± .010 [± 0.25]
ANGULAR ± 1°
UNLESS OTHERWISE SPECIFIED