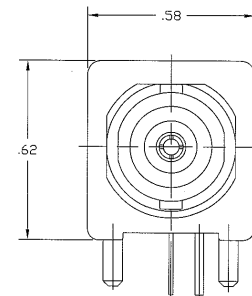
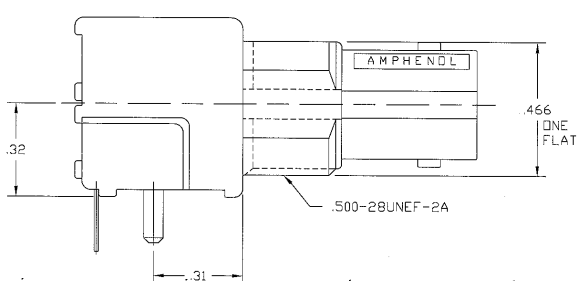
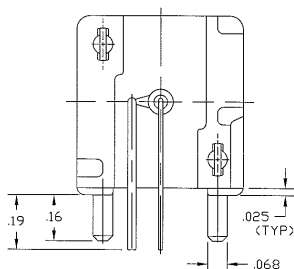
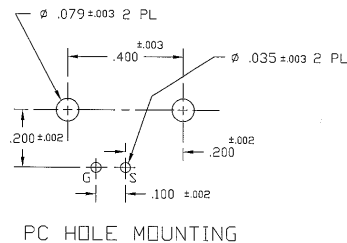
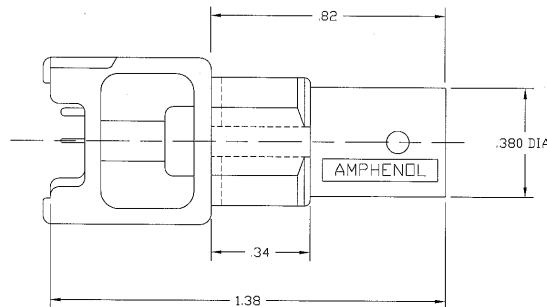
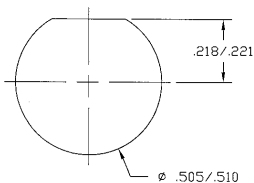


NOTES:

- MATERIAL: BODY - ZINC CASTING WITH NICKEL PLATING .00015/.00020 THICK PER QQ-N-290, OVER COPPER PLATE .0001/.0002 THICK.
INSULATOR - WHITE NORYL
CENTER CONTACT - PHOSFOR BRONZE WITH GOLD PLATE .00002/.00003 THICK PER MIL-G-45204, TYPE 2, GRADE C, OVER COPPER .00010/.00020 THICK PER MIL-C-14550
MOUNTING LEGS - TIN PLATE .0002/.0004 THICK PER MIL-P-81728 OVER COPPER .0001/.0002 THICK PER MIL-C-14550.
TERMINALS - TIN PLATED COPPER WIRE
- ACCOMMODATES UP TO .125 THICK PC BOARD AND .188 PANEL THICKNESS.
- DIELECTRIC WITHSTANDING VOLTAGE: 1500VRMS MAX.
- INSULATION RESISTANCE: 5000M Ω MIN.
- NOMINAL IMPEDANCE: 50 OHMS.
- DO NOT SCALE THIS DRAWING.
- UNLESS OTHERWISE SPECIFIED, ALL DIMENSIONS ARE AFTER PLATING.

31-5640

DRAWING NO.	REV	DESCRIPTION	DATE	ECO	APPR
THIRD ANGLE PROJ.	A	OFFICIAL ENG. RELEASE TO MFG.	11/27/91	38657	DL/DR
	K	SEE SHEET 1	3/15/96	41206	CPM/DR
	L	SEE SHEET 1	4/26/96	41291	CPM/DR
	M	SEE SHEET 1	11/18/96	41643	CPM/
	N	SEE SHEET 1	4/3/05	45258	CPM/



UNLESS OTHERWISE SPECIFIED, DIMENSIONS ARE IN INCHES AND TOLERANCES ARE:
2 PLACE DECIMAL
±.015 (0.381 mm)
3 PLACE DECIMAL
±.005 (0.127 mm)
ANGLES
± 1°

NOTICE - These drawings, specifications, or other data (1) are, and remain the property of Amphenol Corp. (2) must be returned upon request; and (3) are confidential and not to be disclosed to any person other than those to whom they are given by Amphenol Corp. The furnishing of these drawings, specifications, or other data by Amphenol Corp., or to any other person to anyone for any purpose is not to be regarded by implication or otherwise in any manner licensing, granting rights or permitting such holder or any other person to manufacture, use or sell any product, process or design, patented or otherwise, that may in any way be related to or disclosed by said drawings, specifications, or other data.

MATERIAL

REFERENCE
EAR 962146-1
EAR 962338-0
EAR 962338-2

DRAWN
T. ALBERA
DATE
1/27/92
ENGINEER
D. ROYCE
DATE
2/6/92
APPROVED
D. ROYCE
DATE
2/6/92

TITLE
BNC JACK RIGHT
ANGLE PCB MOUNT
RECEPTACLE

Amphenol
Amphenol Corporation
RF/Microwave Operations
Danbury, Conn. U.S.A. 06810

SCALE: 3:1 SHEET 2 OF 2

CAD FILE H:\DEPT611\BNC\031\ASSY\5640SH2	CODE ID 74868	DWG SIZE B	DRAWING NO. 31-5640	REV N
---	------------------	---------------	------------------------	----------