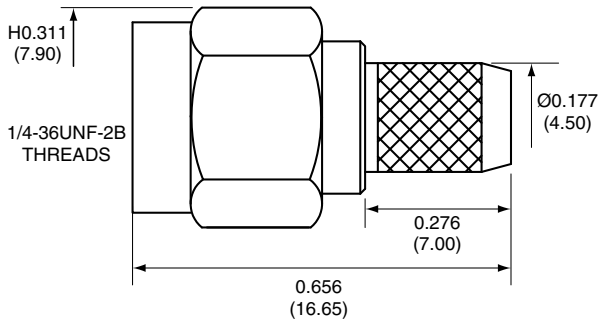
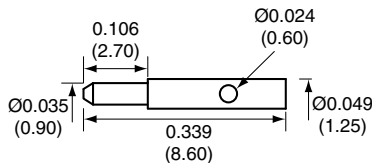


1		
Description	Material	Finish
Body	Brass	Nickel
Pin	BE CU	Gold
Insulation	Teflon	Teflon
Washer	PH Bronze	Gold
Gasket	SI Rubber	Rubber
Crimp Ring	Brass	Nickel

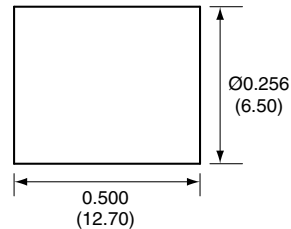
SIDE VIEW



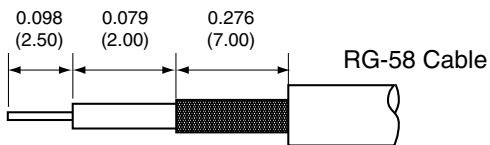
PIN



CRIMP RING



RECOMMENDED CABLE STRIPPING DIMENSIONS



CONSMA007-R58 ASSEMBLY INSTRUCTIONS

1. Solder the pin to the center conductor.
2. Insert the pin, center conductor, and insulator into the body until the top of the pin is even with the body.
3. Wrap the braid around the tail of the body and crimp the ring with a hex crimp tool.

Title SMA MALE CABLE END CRIMP FOR RG58 CABLE		CONNECTOR CITY 159 ORT LANE MERLIN, OR 97532 PH (541)-471-6256 FAX (541)-471-6251
Part No. CONSMA007-R58	Revision: 1.0	
Dimensions: INCHES (mm)	Date: 6/2/2006	Sheet 1 of 1

