



Heyco® RDD Lockit™ Strain Relief Bushings

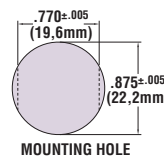
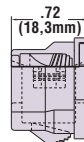
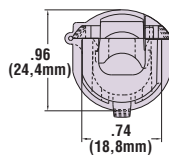
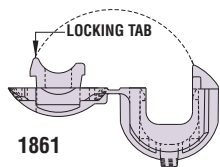
For Round Cables



WILL FIT THESE CABLES				PANEL DIMENSIONS				PART NO. Black	DESCRIPTION
UL Type Designation	AWG Conductors	Approximate Size		Mounting Hole Size		Thickness			
		in.	mm.	in.	mm.	in.	mm.		
SJ	18/2	.340	8,6	.875 w/	22,2 w/	.032	0,8	1861	RDD 301
SJO	14/2	.430	10,9	.770 flats	19,6 flats	.063	1,6		
						.099	2,5		
						.126	3,2		
						.157	4,0		
SJT	12/3	.420	10,8	.875 w/	22,2 w/	.032	0,8	1865	RDD 401
		.450	12,1	.770 flats	19,6 flats	.063	1,6		
						.099	2,5		
						.126	3,2		
						.157	4,0		
S	12/3	.525	13,5	1.109 w/	28,2 w/	.063	1,6	1868	RDD 501
SJT	14/3	.600	15,2	1.000 flats	25,4 flats	.099	2,5		
						.126	3,2		
						.157	4,0		
						.187	4,8		
S	12/3	.600	15,2	1.109 w/	28,2 w/	.063	1,6	1802	RDD 601
SJT	8/3	.700	17,8	1.000 flats	25,4 flats	.099	2,5		
						.126	3,2		
						.157	4,0		
						.187	4,8		

Standard color black. Consult Heyco for white and other colors.

- Automated application equipment speeds assembly to cable and lowers costs while greatly reducing the risk of Carpal Tunnel Syndrome.
- See page 3-1 for Heyco's Automated Pre-Assembly Equipment.
- Installs easily with fingertip pressure into a standard Double "D" hole. No clumsy hand tools required!
- Assembly friendly! Independent of insertion into the panel, RDD Lockit Strain Reliefs self-lock onto the cable. Thus, they may be preassembled offline for final assembly at a later time or remote location, for lower installed cost!
- Multiple panel locking steps secure lockit strain relief into range of panel thicknesses.



Material	6/6 Nylon
Certifications	Recognized under UL File E15331 (far exceeds UL's 35# pull out test)
	Certified by the Canadian Standards Association File LR8919
Flammability Rating	94V-2
Material Temperature Index	257°F (125°C)–Maximum temperature on part not to exceed 221°F (105°C)

Quick Specs



Heyco® Bell-Mouth Strain Relief Bushings

For Flat Cables

WILL FIT THESE CABLES				PANEL DIMENSIONS						PART NO.	DESCRIPTION	PART DIMENSIONS			
UL Type Designation	AWG/ Conductors	Approximate Size		A Mounting Hole Dia.		B To Prevent Rotation		Maximum Panel Thickness				C Head Length		B Body Length	
		in.	mm.	in.	mm.	in.	mm.	in.	mm.			in.	mm.	in.	mm.
CLOCK	20/2	.09x.18	2,3x4,6	.375	9,5	.330	8,4	.062	1,6	1020	SR 2P-5	.375	9,5	.625	15,9
SPT2	18/2	.11x.21	2,8x5,3	.437	11,1	.390	9,9	.062	1,6			1080	SR 3P-5	.375	9,5
SPT-1	18/3	.12x.22	3,0x5,6	.500	12,7	.465	11,8	.062	1,6	1108	SR 4N-5	.406	10,3	.703	17,9
SPT-1	18/3	.12x.30	3,0x7,6	.500	12,7										
SPT-2 & HPN	18/2	.15x.28	3,8x7,1	.500	12,7	.515	13,1	.062	1,6	1108	SR 4N-5	.406	10,3	.703	17,9
	16/2	.16x.30	4,1x7,6	.500	12,7										
HPN	18/3	.15x.34	3,8x8,6	.625	15,9	.550	14,0	.125	3,2	1229	SR 6K-5	.421	10,7	.813	20,7
	16/3	.16x.37	4,1x9,4												
SPT-2	16/2	.16x.30	4,1x7,6	.625	15,9	.550	14,0	.125	3,2	1229	SR 6K-5	.421	10,7	.813	20,7
	16/3	.16x.41	4,1x10,4												

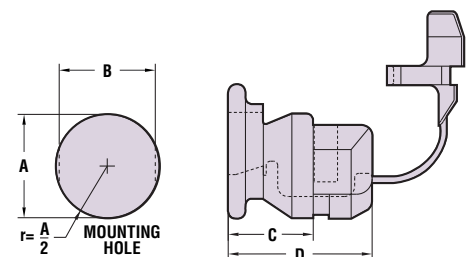
Standard color black. Consult Heyco for white and other colors.
 *Maximum Panel Thickness—Part has additional clearance.

- Protects the lifeline of your electric/electronic products by absorbing forces of pull, push, twist, and flex.
- Securely anchors, insulates, and protects cable at panel entry points.
- Flared "trumpet" exit eases the cable into a lazy bend, prevents sharp bending, and assures longer cable and product life.
- See pages 3-24, 3-25, and 3-26 for SR hole punches and assembly tools.

For Round Cables

WILL FIT THESE CABLES				PANEL DIMENSIONS						PART NO.	DESCRIPTION	PART DIMENSIONS				
UL Type Designation	AWG/ Conductors	Approximate Diameter		A Mounting Hole Dia.		B To Prevent Rotation		Maximum* Panel Thickness				C Head Length		B Body Length		
		in.	mm.	in.	mm.	in.	mm.	in.	mm.			in.	mm.	in.	mm.	
SV & SVT	18/2	.250	6,3	.500	12,7	.450	11,4	.062	1,6	1143	SR 5N-5	.406	10,3	.688	17,5	
	18/3	.255	6,5	.500-.515	12,7-13,1											
HPD	18/2	.270	6,9	.500	12,7	.450	11,4	.062	1,6	1143	SR 5N-5	.406	10,3	.688	17,5	
	16/2	.290	7,4	.500-.515	12,7-13,1											
SJ, SJO & SJT	18/2	.300	7,6	.625	15,9	.550	14,0	.125	3,2	1226	SR 6P-5	.421	10,7	.813	20,7	
	16/2	.315	8,0	.625	15,9											
	18/3	.320	8,1													
SJ, SJO & SJT	16/2	.325	8,2	.625	15,9	.550	14,0	.062	1,6	1223	SR 6N3-5	.421	10,7	.813	20,7	
	18/3	.330	8,4													
	14/2	.350	8,9													
	16/3	.355	9,0													
	18/4	.360	9,1													
Same as SR 6N3-5 above except									.125	3,2	1220	SR 6P3-5	.421	10,7	.813	20,7

Standard color black. Consult Heyco for white and other colors.
 *Maximum Panel Thickness—Part has additional clearance.



Material	6/6 Nylon
Certifications	Recognized under the Component Program of Underwriters' Laboratories File E15331 Certified by the Canadian Standards Association File LR8919
Flammability Rating	94V-2
Material Temperature Index	257°F (125°C)—Maximum temperature on part not to exceed 221°F (105°C)

Quick Specs