



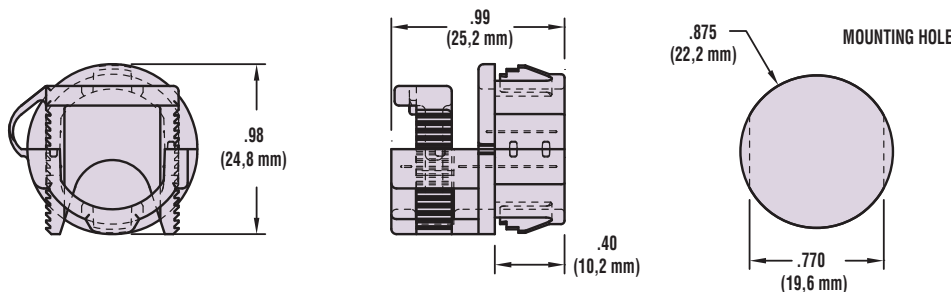
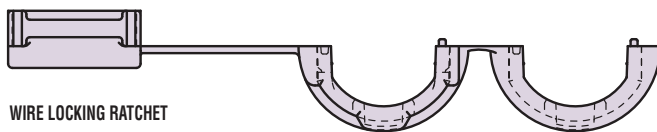
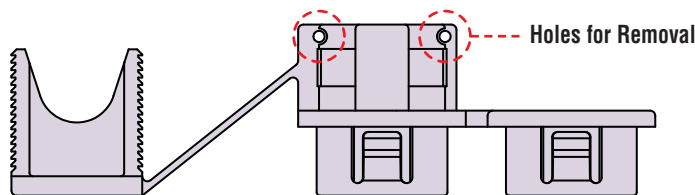
Heyco® Removable Snap-In Ratcheting Strain Relief

For Round and Double D Holes



WILL FIT THESE CABLES Cross Section	Approximate Size		Mounting Hole Size		Thickness		PART NO. Black	DESCRIPTION	BODY LENGTH	
	in.	mm.	in.	mm.	in.	mm.			in.	mm.
Round, Flat or Multiple	.115 - .575	2,9 - 14,6	.875 w/ .770 flats	22,2 w/ 19,6 flats	.125	3,2	1280	RSR-875	1.000	25,4

- Assembly friendly! Independent of insertion into the panel, the Ratcheting Strain Relief self-locks onto the cable. Thus, it may be pre-assembled offline for final assembly at a later time or remote location, for lower installed cost.
- Ratcheting Strain Relief can be easily removed by inserting standard snap ring pliers with .040" tips (Heyco PN 0054) into the two holes on the part (see drawing) and spread part open.
- Installs easily with fingertip pressure into a standard round or Double "D" hole.
- Unique wire locking ratchet allows for generous wire range from .115" (2,9 mm) to .575" (14,6 mm).
- Can be used for one cable or multiple cables (round or flat wire).
- Consult Heyco for other wire types and sizes.



Material	6/6 Nylon
Certifications	Recognized under the Component Program of Underwriters' Laboratories File E15331
	Certified by Canadian Standards Association File LR8919
Flammability Rating	94V-2
Material Temperature Index	257°F (125°C)—Maximum temperature on part not to exceed 221°F (105°C)

Quick Specs



Heyco® Straight-Thru Strain Relief Bushings

For Flat Cables



UL Type Designation	WILL FIT THESE CABLES		PANEL DIMENSIONS						PART NO. Black	DESCRIPTION	C BODY LENGTH		
	AWG/ Conductors	Approximate Size		A		B		Maximum ¹ Panel Thickness			In.	mm.	
		in.	mm.	Mounting Hole Dia. in.	mm.	To Prevent Rotation in.	mm.	in.					mm.
HPN & SPT-2	16/3	.16x.37	4,1x9,4	.562	14,3	.530	13,5	.125	3,2	1174	SR 5W-1	.609	15,5
	18/3	.15x.40	3,8x10,2										
	16/3	.16x.41	4,1x10,4										
SPT-2	18/3	.15x.40	3,8x10,2	.560*	14,2	.730*	18,5	.125	3,2	1484	SR 30-1*	.672	17,1
	16/3	.16x.41	4,1x10,4										
SPT-3	18/2	.19x.35	4,8x8,9	.560*	14,2	.730*	18,5	.125	3,2	1484	SR 30-1*	.672	17,1
	18/3	.19x.39	4,8x9,9										
	16/2	.20x.37	5,1x9,4										
SPT-2	18/3	.15x.40	3,0x7,6	.625	15,9	.550	14,0	.062	1,6	1160	SR 6N4-4	.578	14,7
	16/3	.16x.41	4,1x10,4										
Same as SR 6N4-4 above except								.125	2,5	1163	SR 6P4-4	.578	14,7
SPT-3	16/2	.20x.37	5,1x9,4	.750*	19,0	.875*	22,2	.125	3,2	1504	SR 33-1*	.781	19,8
	16/3	.20x.43	5,1x10,9										
	14/2	.24x.42	6,1x10,7										
	14/3	.24x.51	6,1x12,9										
SPT-3	14/2	.24x.42	6,1x10,7	.875	22,2	.840	21,3	.125	3,2	1517	SR 34-2	.813	20,7
	14/3	.24x.51	6,1x12,9										
	12/2	.29x.51	7,4x12,9										
	12/3	.29x.65	7,4x16,5										
SPT-3	12/3	.32x.65	8,1x16,5	.875	22,2	.835	21,2	.125	3,2	1497	SR 31-2	.812	20,6
300 OHM [†]		.06x.40	1,5x10,2	.375	9,5								
SPT-1	18/3	.12x.30	3,0x7,6	.375	9,5	.625- .640*	15,9- 16,3	.156	4,0	1804	SR 300-1*	.469	11,9
SPT-2	18/3	.15x.40	3,8x10,2	.390	9,9								
		.415	10,5										
		.422	10,7										
SPT-2	16/3	.16x.41	4,1x10,4	.422	10,7								
		.437	11,1										
Same as SR 300-1 above except								.100	2,5	1814	SR 302-1*	.469	11,9

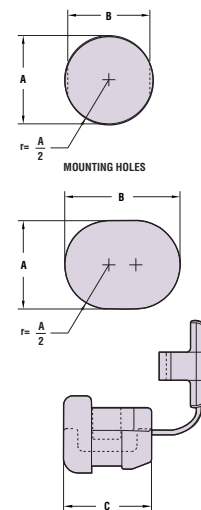
Standard color black. Consult Heyco for white and other colors.

[†]Wire is not UL/CSA covered.

*Use Elongated Hole.

¹Maximum Panel Thickness—Part has additional clearance.

- Sizes SR 2 to SR6 for mounting hole diameters from .375" (9.5 mm) to .625" (15.9 mm).
- Protects the lifeline of your electric/electronic products by absorbing the forces of pull, push and twist that maybe exerted on the flexible power cord.
- Securely anchors, insulates, and protects cables and panel entry points.
- Standardize panel design! Fill unneeded SR mounting holes with Heyco Double "D" Plugs, page 3-23.
- See pages 3-24, 3-25, and 3-26 for SR hole punches and assembly tools.



Material	6/6 Nylon
Certifications	UL Recognized under the Component Program of Underwriters' Laboratories File E15331
	CSA Certified by the Canadian Standards Association File LR8919
Flammability Rating	94V-2
Material Temperature Index	257°F (125°C)—Maximum temperature on part not to exceed 221°F (105°C)

Quick Specs



Heyco® Straight-Thru Strain Relief Bushings

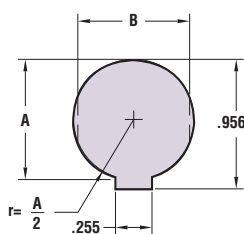
For Round Cables



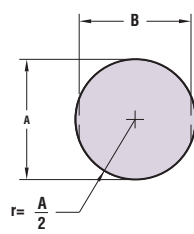
WILL FIT THESE CABLES				PANEL DIMENSIONS						PART NO.	DESCRIPTION	C												
UL Type Designation	AWG/ Conductors	Approximate Diameter		A		B		Maximum Panel Thickness¹				Black	in.	mm.										
		in.	mm.	Mounting Hole Dia. in.	mm.	To Prevent Rotation in.	mm.	in.	mm.															
SJT	18/4 14/3	.360 .370	9,1 9,4																					
S & ST	18/2 18/3 16/2	.390 .405 .405	9,9 10,3 10,3	.750	19,0	.660	16,8	.062	1,6	1244	SR 7N-2	.750	19,1											
	16/3	.430	10,9											.750- .781	19,0- 19,8									
	Same as SR 7N-2 above except								.125					3,2	1237	SR 7P-2	.750	19,1						
SJ, SJT & SJO	16/2 18/3 14/2 16/3 18/4	.325 .330 .350 .355 .360	8,3 8,4 8,9 9,0 9,1	.875	22,2	.770	19,6	.125	3,2	1240	SR 7K-2	.750	19,1											
	Same as SR 7K-2 above except													See Schematic				1271	SR 7KR-2	.750	19,1			
	SJT	14/3 12/3	.370 .425											9,4 10,8										
	S & ST	18/2 18/3 16/2 16/3	.390 .405 .405 .430											9,9 10,3 10,3 10,9	.875	22,2	.770	19,6	.125	3,2	1247	SR 7W-2	.750	19,1
		Same as SR 7W-2 above except																						
SJT		12/3	.425- .475	10,8- 12,1	.875	22,2	.835	21,2	.125	3,2	1497	SR 31-2	.812	20,6										
S & ST		14/2 14/3 12/2	.530 .560 .600	13,5 14,2 15,3																				
	Same as SR 8N-2 above except								.125 .187	3,2 4,8	1260 1274	SR 8P-2 SR 8L-1	.812	20,6										
	S	12/2 12/3 10/2	.600 .635 .640	15,2 16,1 16,3	1.093 1.125 1.093	27,7 28,6 27,7	1.000	25,4	.281	7,1	1287	SR 9P-2	1.00	25,4										
S, ST & SO	10/3	.690	17,5	1.187	28,6																			

- Sizes SR7 to SR9 for mounting hole diameters from .750" (19,0 mm) to 1.187" (28,6 mm).
- Protects the lifeline of your electric/electronic products by absorbing the forces of pull, push, and twist that may be exerted on the flexible power cord.
- Securely anchors, insulates, and protects cables at panel entry points.
- Standardize panel design! Fill unneeded SR mounting holes with Heyco Double "D" Plugs, page 3-23.
- Sizes for thin .062" (1,6 mm) panel available:
SR 7N-2
SR 8N-2
See chart for details.
- See pages 3-24, 3-25 and 3-26 for SR hole punches and assembly tools.
- See page 3-13 for Quick Specs.

Standard color black. Consult Heyco for white and other colors.
¹Maximum Panel Thickness-Part has additional clearance.



FOR SR-7KR-2 ONLY



STANDARD MOUNTING HOLES

