

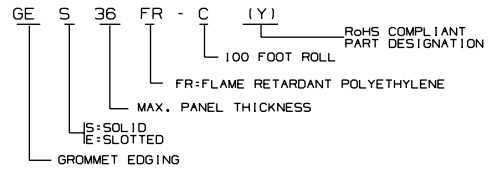
THIS COPY IS PROVIDED ON A RESTRICTED BASIS AND IS NOT TO BE USED IN ANY WAY DETRIMENTAL TO THE INTERESTS OF PANDUIT CORP.

PANDUIT PART NO. **	PANEL THICKNESS	A	B	C	D	E	F *	G *
						REF.	REF.	REF.
GE 36FR-C (Y)	TO 0.036 (0.91)	0.025 (0.64)	0.045 (1.14)	0.087 (2.21)	0.030 (0.76)	0.106 (2.69)	.105	0.150 (3.81)
GE 62FR-C (Y)	0.036 - 0.062 (0.91) - (1.57)	0.035 (0.89)	0.070 (1.78)	0.130 (3.30)	0.030 (0.76)	0.131 (3.33)	.105	0.150 (3.81)
GE 99FR-C (Y)	0.062 - 0.099 (1.57) - (2.51)	0.054 (1.37)	0.108 (2.74)	0.155 (3.94)	0.030 (0.76)	0.169 (4.29)	.125	0.150 (3.81)
GE 144FR-C (Y)	0.099 - 0.144 (2.51) - (3.66)	0.090 (2.29)	0.152 (3.86)	0.192 (4.88)	0.030 (0.76)	0.213 (5.41)	.160	0.150 (3.81)
GE 189FR-C (Y)	0.144 - 0.189 (3.66) - (4.80)	0.125 (3.18)	0.206 (5.23)	0.255 (6.48)	0.046 (1.17)	0.297 (7.55)	—	—

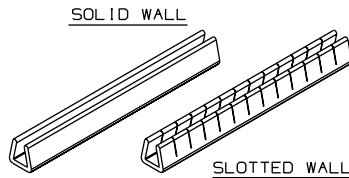
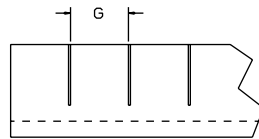
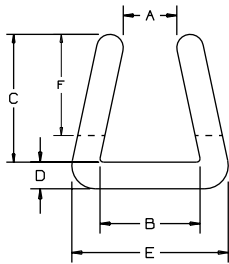
NOTES:

* 1) DIM'S F & G APPLY ONLY TO SLOTTED GROMMET EDGING.

** 2) PART NO. EXAMPLE:



- SEE CURRENT PRICE SHEET FOR PART NO. SUFFIX DESIGNATION FOR PACKAGE SIZE.
- COLOR: NATURAL
- SLOTTED WALL STYLE IS RECOMMENDED FOR INSIDE EDGE OF PANEL CUT OUTS.
- SOLID WALL STYLE IS RECOMMENDED FOR STRAIGHT, OUTSIDE EDGES.



(DIMENSIONS IN PARENTHESES ARE IN METRIC.)

CAD FILENAME/LAYERS: GB0281BA_PB_FRGROMEDGE_04

PANDUIT CORP.

TINLEY PARK, ILLINOIS

FLAME RETARDANT POLYETHYLENE GROMMET EDGING

UNLESS OTHERWISE SPECIFIED, DIMENSIONAL TOLERANCES ARE:
 (.X) ±0.1(2.5) (.XXX) ±0.02(0.5)
 (.XX) ±0.05(1.3) ANGLES ±5°

UNLESS OTHERWISE SPECIFIED, ALL DIMENSIONS ARE GIVEN IN INCHES, THIRD ANGLE PROJECTION.

DRAWN BY: SJSU

MAT'L:

SCALE: NONE

DATE: 4-15-93

SEE NOTE # 2

DRAWING NO.

GB0281BA

DRG

A

SIZE

CHK'D

REV	DATE	BY	CHK	DESCRIPTION	ECN	R	CUST	SUP
4	5/29/08	JAD		ADDED (Y) PART NUMBERS	GB0281BA	4		