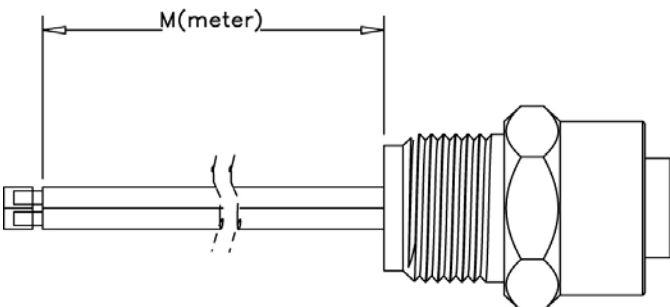
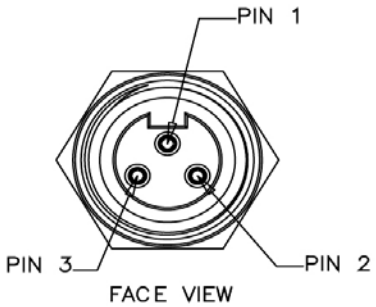


CONFIGURATION	PART NUMBER	LENGTH
3 PIN MINI, FEMALE RECEPT	MN34PW02M	NA

## DIMENSIONS

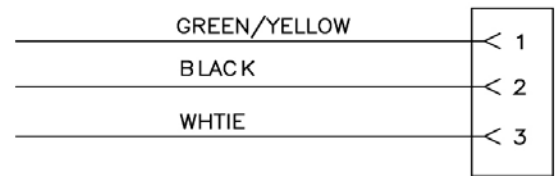




FACE VIEW

TOLERANCE
0-2.99 M = ±100.0 mm
3-8.99 M = ±150.0 mm
9-14.99 M = ±300.0 mm
15-29.99 M = ±450.0 mm
30-45.99 M = ±600.0 mm

WIRING DIAGRAM



## TECHNICAL DATA

<b>TEMPERATURE RANGE:</b>	-20C to +105C
<b>PROTECTION:</b>	IP 68, NEMA 6P
<b>VOLTAGE RATING:</b>	600VAC/600VDC
<b>AMPERAGE:</b>	10A
<b>BODY:</b>	OIL RESISTANT PVC
<b>CONTACTS:</b>	COPPER ALLOY
<b>CONTACT PLATING:</b>	5 INCHES (MIN) GOLD, OVER 25 INCHES (MIN) NICKEL
<b>CONNECTOR FACE:</b>	PVC
<b>COUPLER:</b>	MACHINED ALUMINUM, ANODIZED
<b>WIRE TYPE:</b>	16 AWG, 600 V, MTW OR UL 1015
<b>RECEPTACLE HOUSING:</b>	MACHINED ALUMINUM, ANODIZED

## 

