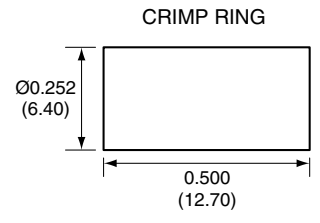
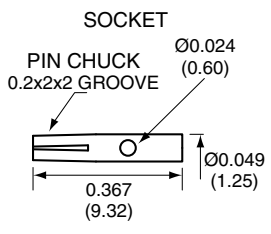
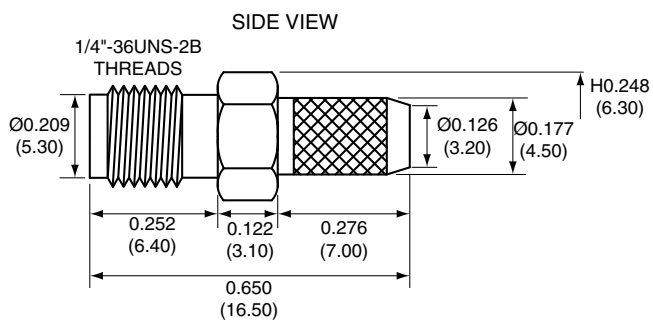
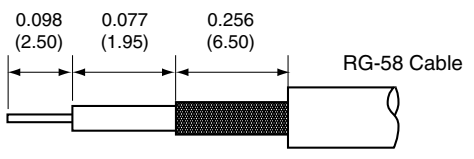


1		
Description	Material	Finish
Body	Brass	Nickel
Socket	BE CU	Gold
Insulation	Teflon	Teflon
Crimp Ring	Brass	Nickel



RECOMMENDED CABLE STRIPPING DIMENSIONS



CON SMA011-R58 ASSEMBLY INSTRUCTIONS

1. Solder the socket to the center conductor.
2. Insert the socket, center conductor, and insulator into the body.
3. Wrap the braid around the tail of the body and crimp the ring with a hex crimp tool.

Title		SMA FEMALE CABLE END CRIMP FOR RG58 CABLE		CONNECTOR CITY 159 ORT LANE MERLIN, OR 97532	
Part No.	CON SMA011-R58	Revision:	1.0	PH	(541)-471-6256
Dimensions:	INCHES (mm)	Date:	6/2/2006	FAX	(541)-471-6251
			Sheet	1 of 1	

