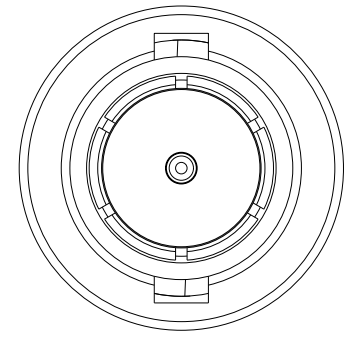
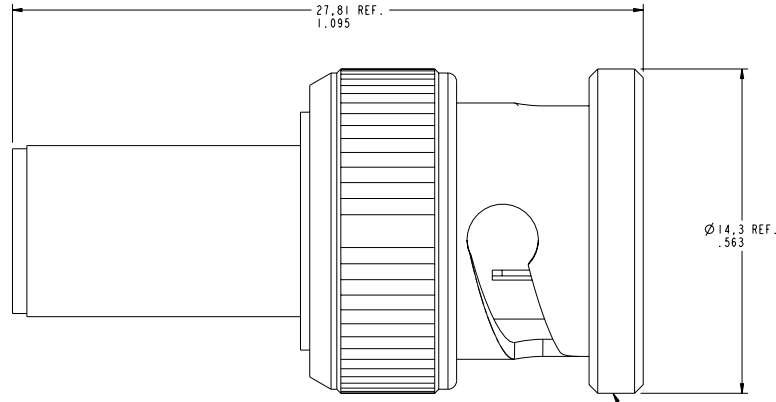
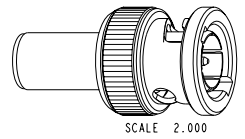


- NOTES:
- MATERIALS AND FINISHES:
 BODY - PHOSPHOR BRONZE, NICKEL PLATING (.0001 THICK)
 CONTACT - BRASS, GOLD PLATING (.00003 THICK)
 FERRULE - BRASS, NICKEL PLATING (.0001 THICK)
 INSULATOR - PTFE
 - ELECTRICAL:
 A. IMPEDANCE: 75 OHM
 B. FREQUENCY RANGE: DC - 4 GHz
 C. VSWR(RETURN LOSS): 1.3 MAX.
 D. DIELECTRIC WITHSTANDING VOLTAGE: 1500 VRMS, MIN.
 - MECHANICAL:
 A. DURABILITY: 500 CYCLES MIN.
 B. TEMPERATURE RANGE: -65° C TO +165° C
 - FERRULE TO BE CRIMPED WITH A .255 HEX DIE.
 CONTACT TO BE CRIMPED WITH A .042 SQUARE DIE
 OR A 8 PT CRIMPER AMPHENOL NUMBER CTL-T1200

31-80103		REVISIONS			
DRAWING NO.	REV	DESCRIPTION	DATE	ECO	APPR
THIRD ANGLE PROJ.	A	RELEASE TO MFG	4/10/06	45950	MY
	B	NOTE 4 SHT 2 "OR A 12 POINT..... INDENTOR TOOL": .255 WAS .178	5/11/06	46083	CPM
	C	NOTE 4 "8 PT CRIMPER AMPHENOL NUMBER CTL-T1200"	8/6/07	46681	TC



STAMP: APH 74868 31-80103 WWYY
 DATE CODE

RECOMMENDED CABLE STRIPPING DIMENSIONS
 SCALE 3.000

CUSTOMER OUTLINE DRAWING
 ALL OTHER SHEETS ARE FOR INTERNAL USE ONLY

UNLESS OTHERWISE SPECIFIED, DIMENSIONS ARE IN INCHES AND TOLERANCES ARE: 2 PLACE DECIMAL ±.015 (0,381 mm) 3 PLACE DECIMAL ±.005 (0,127 mm) ANGLES ± 1°	MATERIAL	DRAWN G. ANTONINI	DATE 03-MAR-05	TITLE	Amphenol RF Danbury, CT, USA Tainan, Taiwan Shenzhen, China www.amphenolrf.com
	REFERENCE	ENGINEER G. ANTONINI	DATE 03-MAR-05	75 OHM BNC PLUG FOR RG-59 CABLE	
NOTICE - These drawings, specifications, or other data (1) are, and remain the property of Amphenol Corp. (2) must be returned upon request; and (3) are confidential and not to be disclosed to any person other than those to whom they are given by Amphenol Corp. The furnishing of these drawings, specifications, or other data by Amphenol Corp., or to any other person for any purpose is not to be regarded by implication or otherwise in any manner licensing, granting rights or permitting such holder or any other person to manufacture, use or sell any product, process or design, patented or otherwise, that may in any way be related to or disclosed by said drawings, specifications, or other data.		APPROVED K. CAPOZZI	DATE 4/10/06	SCALE: 6.0:1	SHEET 2 OF 2
		CAD FILE &file_path31-80103	CODE ID 74868	DWG SIZE B	DRAWING NO. 31-80103