
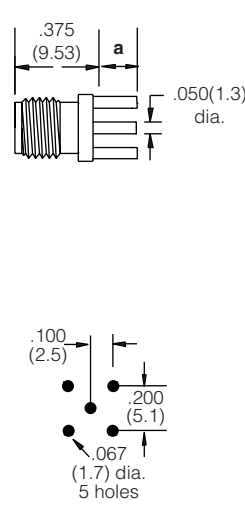

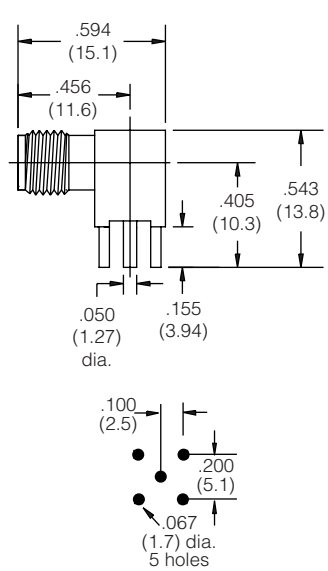



<p>Fig. 1</p>   <p>SMA Printed Circuit Receptacle Gold Plated Blunt Post Terminal Four Legs <b>901-144▲</b> .155(3.9) Legs &amp; Term. <b>901-144-2</b> .105(2.7) Solder Dipped Legs &amp; Term. <b>901-144-3</b> .155(3.9) Solder Dipped Legs &amp; Term. <b>901-144-4</b> .200(5.1) Legs &amp; Term with Stand-off Pads</p>	<p>Fig. 2</p>   <p>SMA Printed Circuit Receptacle Gold Plated Blunt Post Terminal Four Legs .025 Stand-off Pads <b>901-143▲</b> .155(3.9) Legs &amp; Term. <b>901-143-3</b> .155(3.9) Solder Dipped Legs &amp; Term. <b>901-143-4</b> .105(2.7) Solder Dipped Legs &amp; Term.</p>	<p>Fig. 3</p>  <p>SMA Printed Circuit Receptacle Edge Mount for .062" Printed Circuit Board <b>901-9850</b> for .062" Printed Circuit Board <b>901-10003</b> for .062" Printed Circuit Board <b>901-10019</b></p>
--	--	--

## SMA PRINTED CIRCUIT RECEPTACLES – female contacts

Description	Terminal Type	Pit.	Ins.	MTG Hole	Construction Notes	Dim. a	Amphenol Number	Fig.					
Printed Circuit Board Panel Jack Receptacle	Blunt Post	P11	D1	T	Captive Contact	—	▲ <b>901-144</b>	1					
						Solder Dipped Legs & Term	<b>901-144-2</b>	1					
						Solder Dipped Legs & Term	<b>901-144-3</b>	1					
						.025 Stand-off Pads	<b>901-144-4</b>	1					
Printed Circuit Board Angle Jack Receptacle	Blunt Post	P11	D1	T	.025 Stand-off Pads	—	▲ <b>901-143</b>	2					
						Solder Dipped Legs & Term	<b>901-143-3</b>	2					
						Solder Dipped Legs & Term	<b>901-143-4</b>	2					
Printed Circuit Board Edge Mt Jack Receptacle	Blunt Post	P10	D1	—	For .062" Thick PCB	Brass Body	<b>901-9850</b>	3					
						Blunt Post	P11	D1	—	For .062" Thick PCB	Brass Body	<b>901-10003</b>	3
											Brass Body	<b>901-10019</b>	3

▲ distributor stocked