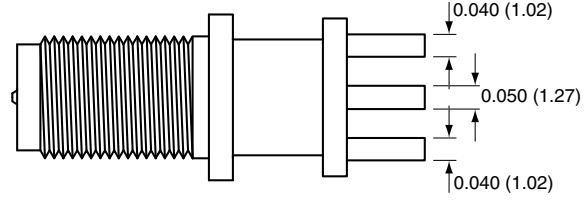
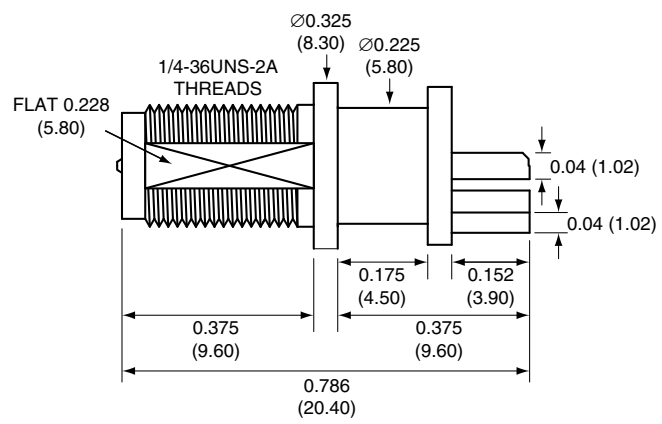


1		
Description	Material	Finish
Body	Brass	Nickel
Pin	Brass	Gold
Insulation	Teflon	Teflon
Washer	Brass	Nickel
Nut	Brass	Nickel

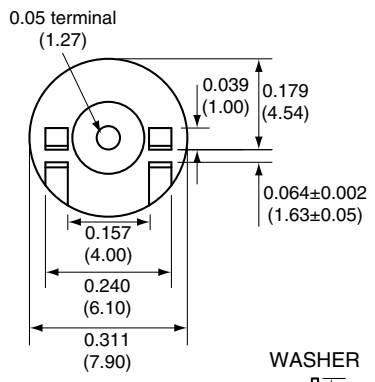
TOP VIEW



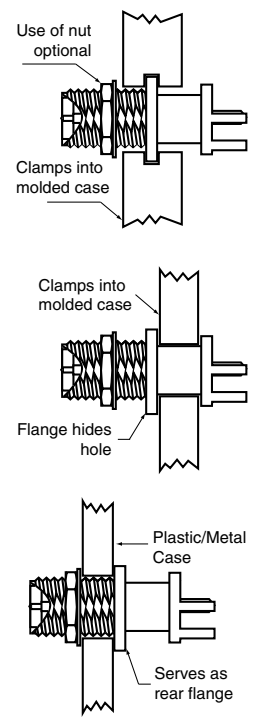
SIDE VIEW



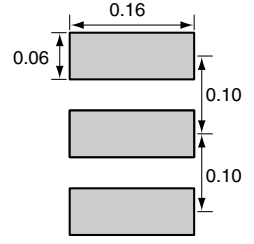
BACK VIEW



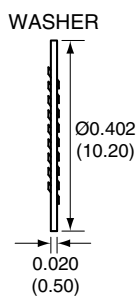
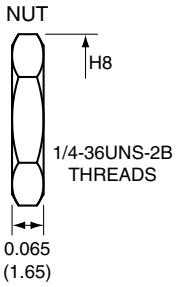
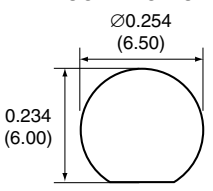
MOUNTING METHODS



RECOMMENDED FOOTPRINT



RECOMMENDED MOUNTING HOLE



Title RP-SMA FEMALE EDGE MULTI-MOUNT FOR 0.062" THICK BOARD		CONNECTOR CITY 159 ORT LANE MERLIN, OR 97532	
Part No. CONREVSMA006.062	Revision: 1.0	PH (541)-471-6256 FAX (541)-471-6251	
Dimensions: INCHES (mm)	Date: 3/2/2005	Sheet 1 of 1	



1

2

3

4