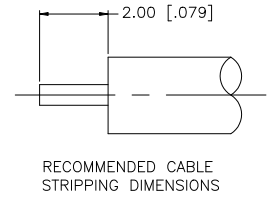
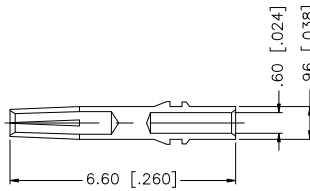
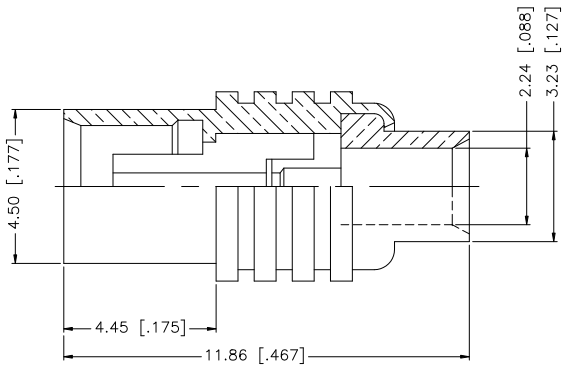


REV.	DATE	ECR NO.	DESCRIPTION
NC	01/19/98	-	INITIAL RELEASE
A	06/24/08	100039	UPDATE DRAWING FORMAT



				APPROVALS	DATE	Amphenol Connex
8				DRAWN	GRS	
7				CHECKED		PART DESCRIPTION MCX DIRECT SOLDER JACK (FOR .085", .086" CABLE)
6				ISSUED		
5				SHEET	1 OF 1	
4				CAD FILE	C:/252/252131.DWG	
3	CONTACT PIN	BER. COPPER	GOLD	1		DWG. NO. 252131.DWG
2	INSULATOR	PTFE	NATURAL	1		
1	BODY	BRASS	GOLD	1		SIZE A
	DESCRIPTION	MATERIAL	FINISH	QTY	DO NOT SCALE DRAWING	SCALE NA

UNLESS OTHERWISE SPECIFIED DIMENSIONS ARE IN MILLIMETERS. DIMENSIONS IN [] ARE IN INCHES AND FOR CUSTOMER REFERENCE ONLY.

UNLESS OTHERWISE SPECIFIED TOLERANCES FOR MILLIMETERS ARE:
0.5 - 8mm ± 0.20mm
8 - 30mm ± 0.40mm
30 - 120mm ± 0.50mm

UNLESS OTHERWISE SPECIFIED TOLERANCES FOR INCHES ARE:
.020 - .315 = ± 0.007"
.315 - 1.180 = ± 0.015"
1.180 - 4.724 = ± 0.020"