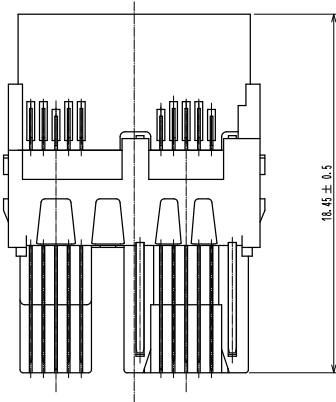
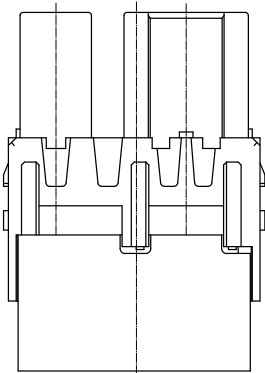
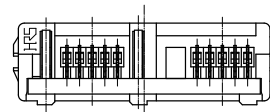
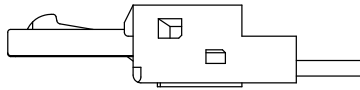
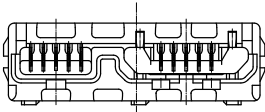
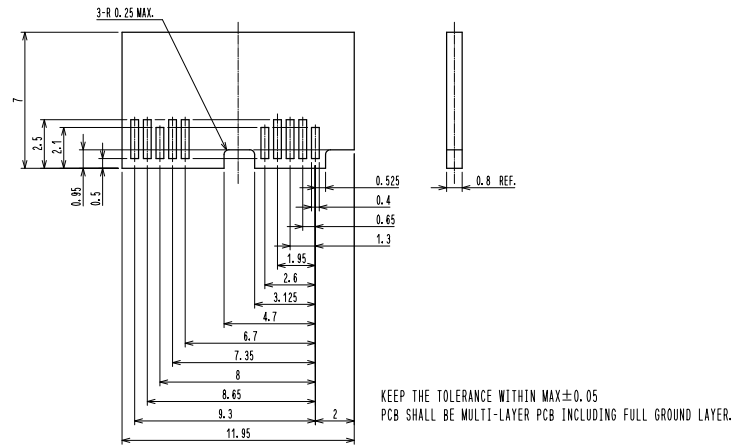


Fig-2. CONNECTOR MOUNTED ON PCB

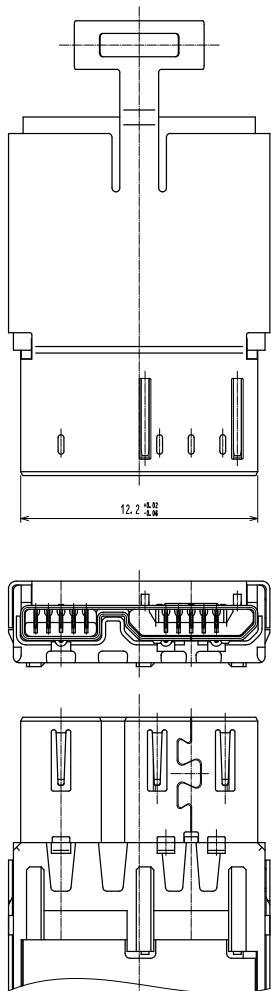


PCB LAYOUT FOR REFERENCE

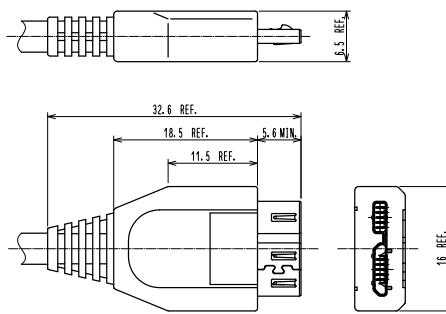


HRS	DRAWING NO.	EDC3-127029-00	
	PART NO.	ZX360-B-10S-UNIT	
	CODE NO.	CL242-0501-4-00	
	NO.		

Fig-3 SHIELDING-PLATE ASSEMBLY



OVER-MOLDING (REFERENCE) (FREE)



ZX360-B-SLDA(SOLD SEPARATELY)

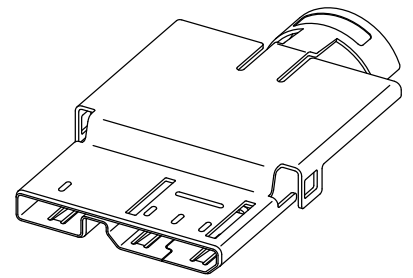
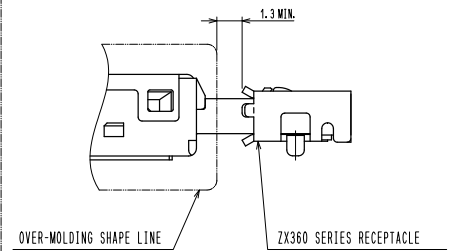
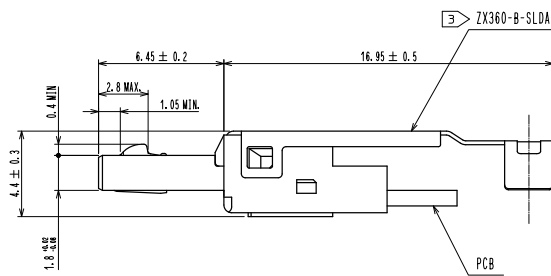


Fig-4 MATED WITH CORRESPONDING PLUG



NOTES ③ THIS COMPONENT IS ALWAYS USED WITH SEPARATELY AVAILABLE ZX360-B-SLDA

HRS	DRAWING NO.	EDC3-127029-00
	PART NO.	ZX360-B-10S-UNIT
	CODE NO.	CL242-0501-4-00