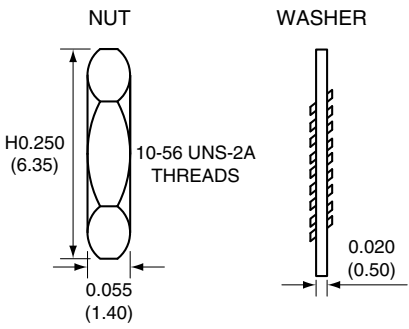
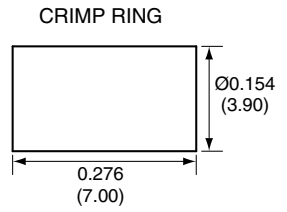
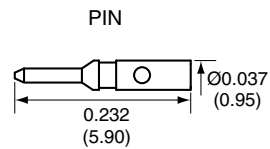
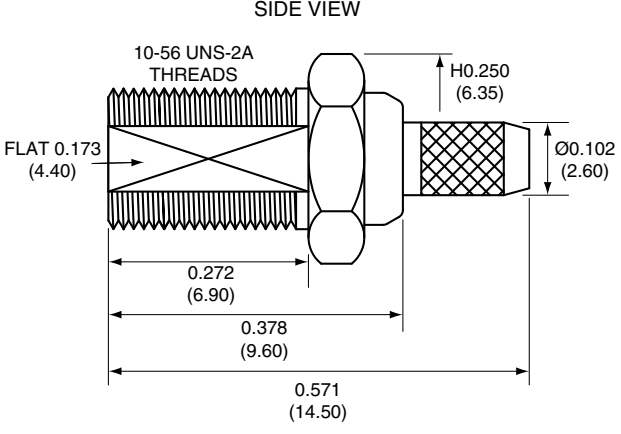
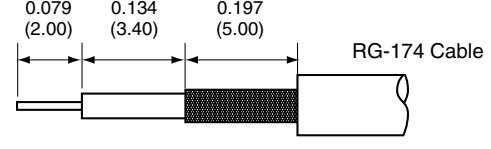
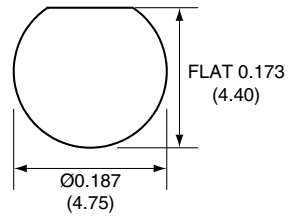


1		
Description	Material	Finish
Body	Brass	Gold
Pin	PH Bronze	Gold
Insulation	Teflon	Teflon
Crimp Ring	Brass	Gold
Nut	Brass	Gold
Washer	Brass	Gold

RECOMMENDED CABLE STRIPPING DIMENSIONS



RECOMMENDED MOUNTING HOLE



CONREVMCX005 ASSEMBLY INSTRUCTIONS

1. Solder the pin to the center conductor.
2. Insert the pin, center conductor, and insulator into the body until the pin snaps in.
3. Wrap the braid around the tail of the body and crimp the ring with a hex crimp tool.

Title RP-MCX FEMALE BULKHEAD MOUNT CABLE END CRIMP FOR RG174 CABLE		CONNECTOR CITY 159 ORT LANE MERLIN, OR 97532	
Part No. CONREVMCX005	Revision: 1.0	PH (541)-471-6256 FAX (541)-471-6251	
Dimensions: INCHES (mm)	Date: 6/5/2006	Sheet 1 of 1	

