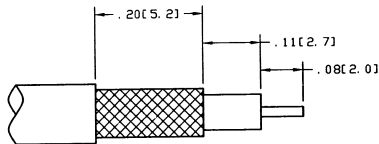
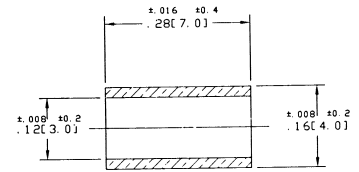
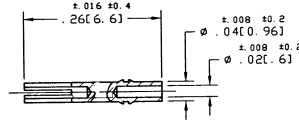
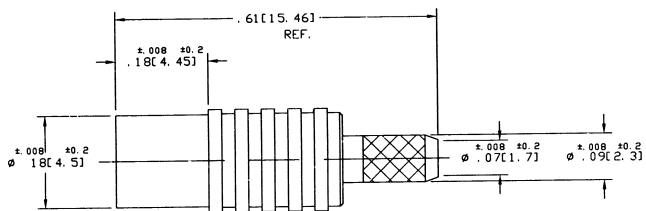


NOTES:

- MATERIALS OF CONSTRUCTION:
 BODY, BARREL = BRASS (00-B-626), NICKEL PLATED.
 CONTACT PIN = BERYLLIUM COPPER, GOLD PLATED.
 FERRULE = COPPER, NICKEL PLATED.
 INSULATORS = PTFE MIL-P-19468.
- DO NOT SCALE THIS DRAWING.
- UNLESS OTHERWISE SPECIFIED, ALL DIMENSIONS ARE AFTER PLATING.

919-107J-51S1X		REVISIONS			
DRAWING NO.	REV.	DESCRIPTION	DATE	ECO	APPR.
THIRD ANGLE PROJ.	⊕ ⊖	A	RELEASE TO MFG.	7/2/99	CPM/



RECOMMENDED CABLE STRIPPING DIM'S

CUSTOMER OUTLINE DRAWING

UNLESS OTHERWISE SPECIFIED, DIMENSIONS ARE IN INCHES AND TOLERANCES ARE:
 2 PLACE DECIMAL 3 PLACE DECIMAL ANGLES
 ±.015 (0.381 mm) ±.005 (0.127 mm) ± 1°

NOTICE - These drawings, specifications, or other data (1) are, and remain the property of Amphenol Corp. (2) must be returned upon request; and (3) are confidential and not to be disclosed to any person other than those to whom they are given by Amphenol Corp. The furnishing of these drawings, specifications, or other data by Amphenol Corp., or to any other person to any, for any purpose is not to be regarded by implication or otherwise in any manner as licensing, granting rights or permitting such holder or any other person to manufacture, use or sell any product, process or design, patented or otherwise, that may in any way be related to or disclosed by said drawings, specifications, or other data.

MATERIAL	DRAWN	DATE	TITLE	Amphenol Amphenol Corporation RF/Microwave Operations Danbury, Conn. U.S.A. 06810			
	C. McGRATH	7/20/99					
REFERENCE	ENGINEER	DATE	MCX CRIMP JACK (FOR RG-174/U, 188A/U, 316/U) CABLES	SCALE: 6:1			
	T. AUBIN	7/20/99		SHEET 2 OF 2			
EAR 967292-0	APPROVED	DATE	CAD FILE	CODE ID	DWG SIZE	DRAWING NO.	REV
			H:\PETE\MCX\919\ASSY\107J\51S1X00C	74868	B	919-107J-51S1X	A