


## High Density BNC Connectors

### Spacing


#### HD BNC




#### High Density Cable



8 mm (.315")  
64 interconnects in 2.5 x 2.5"

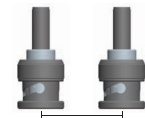



#### Standard Cable



10.5 mm (.413")  
36 interconnects in 2.5 x 2.5"

#### Standard BNC



15.9 mm (.625")  
16 interconnects in 2.5 x 2.5"

[www.AmphenolRF.com](http://www.AmphenolRF.com)

Global Headquarters  
4 Old Newtown Rd  
Danbury, CT 06810 USA  
Tel: (800) 627-7100  
Fax: (203) 796-2032

P.R. China, Amphenol RF Shenzhen  
Block DM2, Tong Wei Industrial District  
Industry General Co.  
Gong Mong Town, Bao An District  
Shenzhen 518132, P.R. China

# HDBNC

## High Density BNC Connectors

**SMPTE  
Compliant**

**Amphenol® RF**  
Global RF Solutions

**Amphenol RF's HDBNC - bringing higher density connectivity to a higher definition world.**

Amphenol RF, the inventor of the BNC, introduces the High Density BNC family of connectors. HD BNC delivers true 75 ohm performance in a footprint 51% smaller than traditional BNC connectors, allowing four times the density. Engineered to enhance electrical and mechanical performance, the HD BNC connector features the trusted, push and turn interface of a traditional BNC, providing tactile feedback and a positive lock for quick and guaranteed mating. Using the same cable prep and termination specifications of legacy broadcast connectors makes adopting HD BNC seamless.

### Features and Benefits

- **High Density Solution** - Allows four times as many interconnects as the BNC.  
51% smaller than the BNC  
39% smaller than the Mini-BNC
- **Bayonet Coupling** - Provides a positive lock and allows for quick and easy connect and disconnect.
- **True 75 Ohm Impedance** - Higher performance, unmatched reliability.
- **Fits traditional Broadcast Cables** - Belden 1694 & 1855  
Image 360

### Applications

**Broadcast**  
**Digital Video – HDTV**  
**Telco Central Office**  
**Instrumentation**  
**DS3/DS4**  
**Custom Cable Assemblies**  
**Network Routing & Switching**  
**Military/Aerospace**  
**Medical Equipment**  
**Satellite Headends**



### Specifications

#### Electrical

Impedance	75 Ω
Frequency Range	0-6 GHz
Voltage Rating	170 VRMS
Dielectric Withstanding Voltage	500 volts
Return Loss	30 dB @ 3 GHz
Contact Resistance	Center contact: 5 m Ω Outer contact: 2.5 m Ω
Insulation Resistance	10,000 M Ω minimum
Date Rate	3 Gbps or higher

#### Mechanical

Mating	Bayonet Positive Locking
Braid/Jacket Cable Affixment	Hex crimp
Center Conductor Cable Affixment	Solder / Crimp
Contact Captivation	All types unless noted otherwise
Connector Durability	500 mating cycles minimum

#### Material

Male Contact	Brass, AmorPHous (gold) Plating
Female Contact	Beryllium copper, AmorPHous (gold) Plating
Outer Contacts	Beryllium copper, Nickel Plating
Bodies and Hardware	Brass, Nickel Plating

**Meets SMPTE 292M & 424M standards**



**Amphenol®RF**  
Global RF Solutions

**Amphenol®RF**  
Global RF Solutions

# HDBNC

## Amphenol<sup>®</sup> RF

Global RF Solutions

[www.AmphenolRF.com](http://www.AmphenolRF.com)

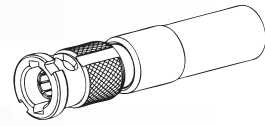
Global Headquarters  
4 Old Newtown Rd  
Danbury, CT 06810 USA  
Tel: (800) 627-7100  
Fax: (203) 796-2032

P.R. China, Amphenol RF Shenzhen  
Block DM2, Tong Wei Industrial District  
Industry General Co.  
Gong Mong Town, Bao An District  
Shenzhen 518132, P.R. China

# HD-BNC Part Numbers

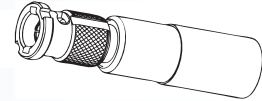
## Plugs for High Density Cable

034-1033	Plug for Times Fiber 210HDTV
034-1026	Plug for Belden® 1855A
034-1037	Plug for Belden® 1855ENH, Image 360



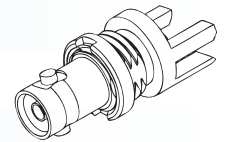
## Plugs for Standard Cable

034-1027	Plug for Belden® 1695A
034-1017-300	Plug for Belden® 1694A, Image 1000
034-1025	Plug for Belden® 1505A, Image 720



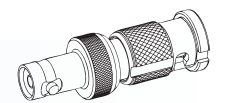
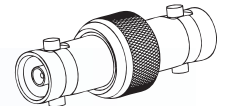
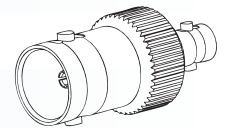
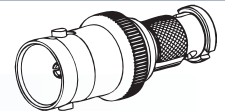
## PCB Connectors

034-1021	Vertical Jack
034-1018	Edge Launch
034-1030	Right Angle



## Adapters

APH-BNCJ-HDBNCP	BNC Jack to HD-BNC Plug
APH-BNCJ-HDBNCJ	BNC Jack to HD-BNC Jack
APH-BNCP-HDBNCP	BNC Plug to HD-BNC Plug
APH-BNCP-HDBNCJ	BNC Plug to HD-BNC Jack
APH-HBNCP-J	HD-BNC Plug to HD-BNC Jack
APH-HBNCJ-J	HD-BNC Jack to HD-BNC Jack
APH-HDBNCJ-T	HD-BNC Jack Termination
APH-HDBNCP-T	HD-BNC Plug Termination
APH-HDJ-JISO	Panel HD-BNC Jack to HD-BNC Jack , Isolated Adapter
APH-HDJ-BNCJ	Panel HD-BNC Jack to BNC Jack , Isolated Adapter
APH-HDJ-1023J	Panel HD-BNC Jack to 1.0/2.3 Jack , Isolated Adapter
034-1023	HD-BNC TEE Adapter, Jack ( 3 )



## Assembly Tools

227-1490	Spanner Nut Tool
227-T2000	Mating Tool, #1
APH-HDBNC-EVAL	Evaluation Kit