

NOTES:

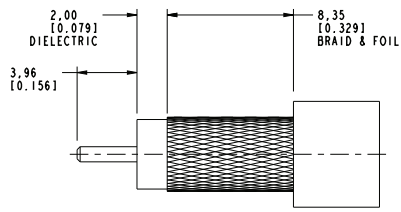
1. MATERIALS AND FINISHES:
 BODY AND BAYONET SLEEVE - BRASS, NICKEL PLATING
 OUTER CONTACT - BeCu, NICKEL PLATING
 CONTACT - PHOSPHOR BRONZE, GOLD PLATING
 FERRULE - COPPER, NICKEL PLATING
 INSULATOR - PTFE
2. ELECTRICAL:
 A. IMPEDANCE: 75 OHM
 B. FREQUENCY RANGE: DC - 3 GHz
 C. RETURN LOSS: 30 dB MIN.
 D. DIELECTRIC WITHSTANDING VOLTAGE: 1000 VRMS, MIN.
 E. INSULATION RESISTANCE: 10,000 MΩ MIN
3. MECHANICAL:
 A. DURABILITY: 500 CYCLES MIN.
 B. TEMPERATURE RANGE: -65° C TO +165° C
4. ENVIRONMENTAL:
 A. THERMAL SHOCK PER MIL-STD-202 METHOD 107
 TEST CONDITION B (EXCEPT HIGH TEMP @200°C)
 B. VIBRATION: MIL-STD-202 METHOD 204 TEST CONDITION B
 C. SHOCK: MIL-STD-202 METHOD 213 TEST CONDITION B
 D. CORROSION: MIL-STD-202 METHOD 101
 TEST CONDITION B 5% SALT SOLUTION
5. PACKAGING:
 A. QUANTITY: SINGLE PACK
 B. MARKING: BAG TO BE MARKED:
 AMPHENOLRF, 34-1025 DATE CODE
6. HIGH DENSITY INSTALLATION/REMOVAL TOOL: 227-T2000.
7. CABLE ASSEMBLY INSTRUCTIONS:
 A. TRIM CABLE AS SHOWN.
 B. CRIMP CONTACT TO CABLE CENTER CONDUCTOR
 WITH .042 INCH SQUARE DIE
 C. CRIMP FERRULE WITH .255 INCH HEX

▷ SHOWS CABLE ENTRY DIMENSIONS.

THIRD ANGLE PROJ.

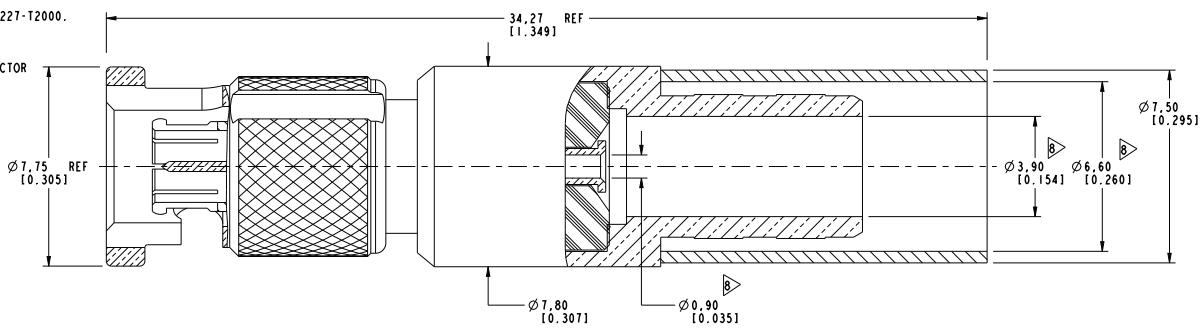
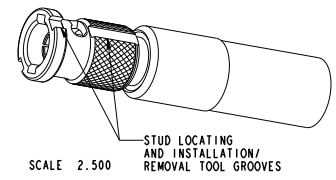
REVISIONS

REV	DESCRIPTION	DATE	ECO	APPR
1	PROTOTYPE RELEASE	13-May-10	--	AAP



SCALE 4.000

RECOMMENDED CABLE STRIPPING DIMENSIONS



PRELIMINARY ISSUE

CUSTOMER OUTLINE DRAWING
 ALL OTHER SHEETS ARE FOR INTERNAL USE ONLY

UNLESS OTHERWISE SPECIFIED, DIMENSIONS ARE IN METRIC AND TOLERANCES ARE: <0.5mm ±0.05mm 0.5 - 6mm ±0.1mm 6 - 30mm ±0.2mm 30 - 120mm ±0.3mm ANGLES ±1° NOTICE - These drawings, specifications, or other data (1) are, and remain the property of Amphenol Corp., (2) must be returned upon request; and (3) are confidential and not to be disclosed to any person other than those to whom they are given by Amphenol Corp. The furnishing of these drawings, specifications, or other data by Amphenol Corp., or to any other person for any purpose is not to be regarded by implication or otherwise in any manner licensing, granting rights to permitting such holder or any other person to manufacture, use or sell any product, process or design, patented or otherwise, that may in any way be related to or disclosed by said drawings, specifications, or other data.	MATERIAL	DRAWN	DATE	TITLE HD-BNC STR PLUG FOR BELDEN 150SA CABLE	Amphenol RF Danbury CT USA, Taiwan, Taiwan, Shenzhen, China www.amphenolrf.com
	SEE NOTES	A ARUN PRABU	13-May-10		
	REFERENCE	APPROVED	DATE	SCALE: 6.8:1.0 SHEET 2 OF 2 DWG SIZE B REV 1	
	FINISH	Root Folder/HD-BNC/34-1025		DRAWING NO. 34-1025 ITEM NO. 34-1025 PART NO. 34-1025	