

# Powerpole® & Multipole Power Connectors

*10 amps up to 700 amps*



**APP**  
Anderson Power Products®



# Anderson Power Products

APP's philosophy is to provide products and services within the trading markets of our customers. We currently serve our worldwide customer base from customer support and manufacturing facilities in Sterling, MA, U.S.A., Fermoy, Ireland for European customers, as well as three Asia Pacific facilities: Shenzhen, China, Shatin Hong Kong and Taichung City 407, Taiwan (R.O.C.).

Today, as a result of innovative design and development, APP has evolved into a valued supplier for a wide variety of markets including Back-up Power, Telecom/Datacom and the Material Handling Industries.

APP has established a reputation for high quality products, on-time deliveries, and excellent customer service. As a result of modern manufacturing techniques and rigorous quality control measures, APP assures customers receive the quality products they deserve.

As a global company dedicated to best environmental practice, APP has taken steps to meet the RoHS directive for virtually all of their products. APP believes that general compliance with the RoHS directive is not enough and that the RoHS status for individual APP products must be readily accessible to customers twenty-four hours a day, seven days a week. The APP website search system allows customers to enter a part number and determine a product's compliance status to the RoHS directive.

APP looks forward to the challenges posed by the new technologies of the future and will continue its century long tradition of design excellence and superior customer support to meet customers' needs.



*Anderson Power Products® may revise terms and conditions from time to time without notice. APP maintains this catalog as a service to its customers. The entire content (photographs and text) is ©copyrighted 2007 and may not be distributed, modified, reused, or otherwise used, except as provided herein, without the express written permission of APP. You may use the content only for your personal, non-commercial use.*

*APP will use reasonable efforts to include accurate and up-to-date content in the catalog. All product information contained in the catalog including illustrations, specifications, and dimensions, are believed to be reliable as of the date of publishing, but is subject to change without notice. APP makes no warranty or representation as to its accuracy. Content in the catalog may contain technical inaccuracies, typographical errors and may be changed or updated without notice. Current sales drawings and specifications are available upon request.*

*Neither APP nor any party involved in creating, producing, or delivering this catalog shall be liable for any direct, incidental, consequential, indirect, or punitive damages arising out of your use of this catalog or any errors or omissions in its content. All product names, whether or not appearing in large print or with the trademark symbol, including, but not limited to A, A in circle, Anderson Power Products, Powerpole, Powerclaw, SB, SBE, SBO, SBS, SBX are trademarks of APP, its affiliates, related companies, licensors, and/or joint venture partners. The use or misuse of these trademarks, or any other content of this catalog, except as permitted herein, is expressly prohibited and may be in violation of intellectual property laws, which shall be aggressively enforced.*

**HEADQUARTERS:** 13 Pratts Junction Road, P.O. Box 579, Sterling, MA 01564 T:978-422-3600 F:978-422-3700

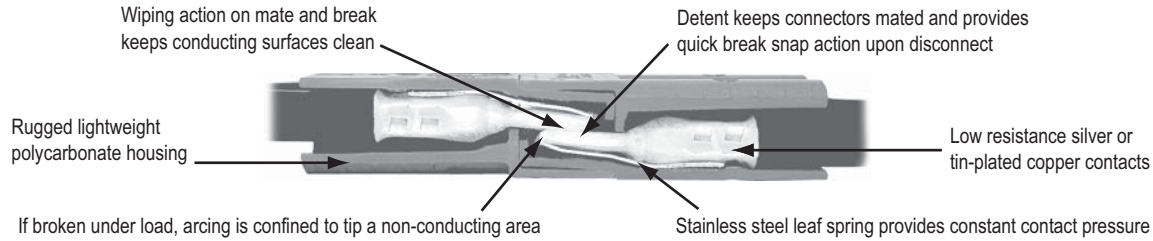
**EUROPE:** Rathealy Road, Fermoy Co. Cork, Ireland T:353-(0)25-32277 F:353-(0)25-32296

**ASIA/PACIFIC:** IDEAL Anderson Asia Pacific Ltd., Unit 922-928 Topsail Plaza, 11 On Sum Street, Shatin N.T., Hong Kong T:852-2636-0836 F:852-2635-9036

**CHINA:** IDEAL Anderson Technologies (Shenzhen) Ltd., Block A8 Tantou W. Ind. Par, Songgang Baoan District, Shenzhen, P.R. China 51810 T: 86-755-2768-2118 F: 86-755-2768-2218

**TAIWAN:** IDEAL Anderson Asia Pacific Ltd., Taiwan Branch, 4F.-2, No.116, Dadun 20th St., Situn District, Taichung City 407, Taiwan (R.O.C.) T: 886-4-2310-6451 F:886-4-2310-6460

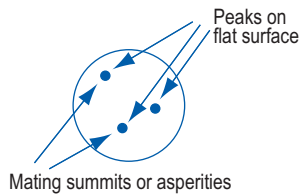
[www.andersonpower.com](http://www.andersonpower.com)



## Where Do Contacts Contact?

Although electrical contacts appear to have a large surface area, only a small portion of that area actually touches the mating part, because any metal surface — no matter how finely polished or ground — is never perfectly flat or smooth.

### Mating Surface

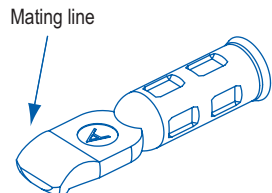


The butt contact conducts current via three or less summits or high peaks (asperities).

### Mating Cross Section



The cylindrical contact, although it appears to have a large, ample area, actually conducts current through no more than three lines of contact in this example.



The sliding contact, when spring loaded, conducts current through an entire line of contact.

## What Makes A Good Connector?

The termination can make the difference between good and poor connector continuity. This hypothetical example of “good” and “poor” continuity shows how power loss can seriously impair the efficiency of an EV. Important are two points of resistance:

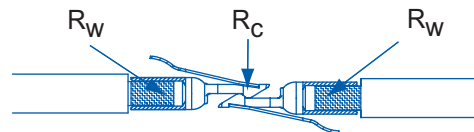
1.  $R_c$ , the central contact resistance.
2.  $R_w$  the resistance at two terminations.

A typical sliding connector carries 175A, but when the termination resistance  $R_w$ , rises because of faulty design or assembly, total resistance rises, too. (See table). Using the basic relationship for DC power,

$$P = (I \times R) (I) = I^2R$$

The “good” conductor dissipates, or loses,  
 $P = (175)^2 (0.00004) = 1.225W$

The “poor” conductor loses,  
 $P = (175)^2 (0.00202) = 61.8W$



## Good vs. Poor Connection


Typical Joint	$R_w$	$R_c$	$R_w$	$R_{total}$
Good	0.000010	0.000020	0.000010	0.000040
Poor	0.001000	0.000020	0.001000	0.002020

Anderson Power Products®, an ISO 9001:2000 certified company, is a world leader in the design and manufacture of quick-disconnect power connectors. Our connectors are rated from 10 amps to 700 amps and from 150 to 600 volts, AC/DC and comply with major worldwide specifications. With over one hundred years of power connection and device experience, we provide off-the-shelf and custom solutions for OEMs.

## Contents

Anderson Power Products .....	1	SBS Series.....	49
Genderless Connector.....	2	SBS50 .....	50
Index .....	3	SB Series.....	53
Powerpole Pin & Socket Series.....	5	SB50 .....	54
PP10 Pin & Sockets .....	6	SB120 .....	56
PP30 Pin & Sockets .....	8	SB175 .....	58
Powerpole Single Pole Series .....	11	SB350 .....	60
PP15 .....	12	SBE Series.....	63
PP30 .....	14	SBE80 .....	64
PP45 .....	16	SBE160 .....	66
PP15/45 Finger Proof .....	18	SBE320 .....	68
PP75 .....	20	SBE700 .....	70
PP75 Locking .....	22	SBO Series.....	73
PP120 .....	24	SBO60 .....	74
PP180 .....	26	SBX Series.....	77
Powerpole PCB Series.....	29	SBX175 .....	78
25 amp PP15/45 .....	30	SBX350 .....	80
45 amp High Power .....	32	Application Notes .....	82
55 amp Powerclaw .....	34	Interpretation of Charts.....	83
Power Pak Series.....	39	Wire Conversion Chart.....	84
Powerpole Pak Modular .....	40	Glossary of Terminology.....	85
Blindmate Power Pak.....	42	Part Number Index.....	87
Bus Bar Series.....	45		
Powerpole & Multipole Bus Bar .....	46		

Note:

- (1) For patent / trademark information, please see [www.andersonpower.com](http://www.andersonpower.com).
- (2) Use APP recommended crimp tooling. Crimping by other means may disturb contact position in the housing and / or produce high resistance in the mated connection, which can cause melting and other hazardous conditions. Please see [www.andersonpower.com](http://www.andersonpower.com), tooling section, for the recommendations, changes / additions and tips on connector crimping / soldering or preventative maintenance.
- (3)  All products in this catalog are RoHS compliant. For RoHS compliant information on individual part numbers, please see [www.andersonpower.com](http://www.andersonpower.com) for the RoHS lookup index tool.

©Copyright 2007 Anderson Power Products®

The data herein are solely for your information and not offered, or to be construed, as a warranty or contractual responsibility.

**HEADQUARTERS:** 13 Pratts Junction Road, P.O. Box 579, Sterling, MA 01564 T:978-422-3600 F:978-422-3700

**EUROPE:** Rathealy Road, Fermoy Co. Cork, Ireland T:353-(0)25-32277 F:353-(0)25-32296

**ASIA/PACIFIC:** IDEAL Anderson Asia Pacific Ltd., Unit 922-928 Topsail Plaza, 11 On Sum Street, Shatin N.T., Hong Kong T:852-2636-0836 F:852-2635-9036

**CHINA:** IDEAL Anderson Technologies (Shenzhen) Ltd., Block A8 Tantou W. Ind. Par, Songgang Baoan District, Shenzhen, P.R. China 51810 T: 86-755-2768-2118 F: 86-755-2768-2218

**TAIWAN:** IDEAL Anderson Asia Pacific Ltd., Taiwan Branch, 4F-2, No.116, Dadun 20th St., Situn District, Taichung City 407, Taiwan (R.O.C.) T: 886-4-2310-6451 F:886-4-2310-6460

[www.andersonpower.com](http://www.andersonpower.com)



## Connector Notes

---

---

---

---

---

---

---

---

---

---

For customer drawings, assembly instructions and individual data sheets, please visit [www.andersonpower.com](http://www.andersonpower.com).

**HEADQUARTERS:** 13 Pratts Junction Road, P.O. Box 579, Sterling, MA 01564 T:978-422-3600 F:978-422-3700

**EUROPE:** Rathealy Road, Fermoy Co. Cork, Ireland T:353-(0)25-32277 F:353-(0)25-32296

**ASIA/PACIFIC:** IDEAL Anderson Asia Pacific Ltd., Unit 922-928 Topsail Plaza, 11 On Sum Street, Shatin N.T., Hong Kong T:852-2636-0836 F:852-2635-9036


**CHINA:** IDEAL Anderson Technologies (Shenzhen) Ltd., Block A8 Tantou W. Ind. Par, Songgang Baoan District, Shenzhen, P.R. China 51810 T: 86-755-2768-2118 F: 86-755-2768-2218

**TAIWAN:** IDEAL Anderson Asia Pacific Ltd., Taiwan Branch, 4F.-2, No.116, Dadun 20th St., Situn District, Taichung City 407, Taiwan (R.O.C.) T: 886-4-2310-6451 F:886-4-2310-6460

**[www.andersonpower.com](http://www.andersonpower.com)**

### FEATURES

- Make-first/Break-last connection**  
*Provides safety and system integrity*
- Green housing**  
*Indicates ground terminal*
- Molded-in dovetails**  
*Can be assembled into "keyed" configurations to preclude misconnections*
- Silver plated contacts**  
*Offers greatest longevity when using high power, elevated temperature applications*
- UL94 V-0 housing material**  
*Provides security in knowledge the connector chosen meets strict UL flammability ratings*



### PRODUCT RANGE

UL Current Rating (Amperes)*	10* to 30****
UL Voltage Ratings (Volts)**	600*
Contact Barrel Wire Size (AWG)	#10 to 16
(mm <sup>2</sup> )	5.3 to 1.3
Maximum Wire Insulation Diameter (inches)	.175 to 0.137
(mm)	4.45 to 3.48
AVG Contact Resistance* (micro-ohms)	600 to 2200
Insulation Withstanding	2200
Test Voltage (Volts AC/DC)	
Contact Retention Force (lbf)	25
Life	
a. No load (Contact/Disconnect Cycles)	To 10,000
Avg. Connection/Disconnect (lbf)	3 to 5
Operating Temperature Range °C***	-20° to 105°
°F	-4° to 221°
Flammability Rating of Housing Material	UL94 V-0



\* UL Rated for 65°C largest wire or cable size

\*\* Both AC & DC Voltage

\*\*\* Contact factory for higher temperature rated connectors

\*\*\*\* Based on 10 AWG

### PRODUCT INFORMATION

Invented by Anderson Power Products®, the innovative modular Powerpole® connectors provide cost-effective reliability, design flexibility and safety for your products' manufacture, installation and maintenance.

Powerpole® pin & socket series connector, designed as ground terminal are for make-first/break-last connections. The dovetail feature allows you to interlock multiple housings into vertical and horizontal configurations, providing you with unique variations that are specific to each individual project requirement. The housings are interchangeable, genderless interconnects. Insert contacts into housings and plug together for a clever, simple and low-cost solution to power interconnection.

Powerpole® modular pin and socket connectors are available in 10 and 30 amp ratings for use through 600 Volts continuous, AC or DC operation. There are Powerpoles for many applications and wire sizes, #10 (5.3mm) to #16AWG (1.3mm). Contacts are available in reeled and loose piece designs to support all production needs from very high volumes to engineering prototype and low-volume customized products.

**Markets:** Electronics, Telecommunications, Office Panels, UPS Systems, Electric Vehicles, Industrial & Much More.



CSA Certified  
File No. LR25154



File No. E26226

All Data Subject To Change Without Notice

**HEADQUARTERS:** 13 Pratts Junction Road, P.O. Box 579, Sterling, MA 01564 T:978-422-3600 F:978-422-3700

**EUROPE:** Rathealy Road, Fermoy Co. Cork, Ireland T:353-(0)25-32277 F:353-(0)25-32296

**ASIA/PACIFIC:** IDEAL Anderson Asia Pacific Ltd., Unit 922-928 Topsail Plaza, 11 On Sum Street, Shatin N.T., Hong Kong T:852-2636-0836 F:852-2635-9036

**CHINA:** IDEAL Anderson Technologies (Shenzhen) Ltd., Block A8 Tantou W. Ind. Par, Songgang Baoan District, Shenzhen, P.R. China 51810 T: 86-755-2768-2118 F: 86-755-2768-2218

**TAIWAN:** IDEAL Anderson Asia Pacific Ltd., Taiwan Branch, 4F.-2, No.116, Dadun 20th St., Situn District, Taichung City 407, Taiwan (R.O.C.) T: 886-4-2310-6451 F:886-4-2310-6460

[www.andersonpower.com](http://www.andersonpower.com)

Powerpole® connectors provide cost-effective reliability, design flexibility and safety for your products' manufacture, installation and maintenance.

The housings are modular. They provide 600 Volts continuous, AC or DC operation. Wire sizes range from #14 to #16 AWG (2.1 to 1.3 mm<sup>2</sup>). Contacts are available in reeled and loose piece designs to support all production needs from engineering prototype, low volume and high volumes products.

## FEATURES

- **Make-first/Break-last connection**


*Provides safety and system integrity*

- **Green housing**

*Visual indication of ground terminal*

- **Molded-in dovetails**

*Can be assembled with standard Powerpole PP15, Powerpole PP30 and Powerpole PP45 connectors to make pre-grounded multipole configurations*



## PRODUCT SPECIFICATIONS

Connector Model	PP10 P & S	Connector Model	PP10 P & S
UL Current Rating (Amperes)*	10*	No load (Contact/Disconnect Cycles)	To 250
UL Voltage Ratings (Volts)**	600*	Avg. Connection/Disconnect (lbf)	5
Contact Barrel Wire Size (AWG)	#14 to #16	Operating Temperature Range °C***	-20° to 105°
(mm <sup>2</sup> )	2.1 to 1.3	°F	-4° to 221°
Maximum Wire Insulation Diameter (inches)	0.137	Flammability Rating of Housing Material	UL94 V-0
(mm)	3.48		
AVG Contact Resistance* (micro-ohms)	2200		
Insulation Withstanding Test Voltage (Volts AC/DC)	2200		
Contact Retention Force (lbf)	25		



\* UL Rated for 65°C largest wire or cable size

\*\* Both AC & DC Voltage

\*\*\* Contact factory for higher temperature rated connectors

## ORDERING INFORMATION

### Housing & 10 amp Contact

Part Number	Housing Color	Wire	
		AWG	sq. mm
1200G1	Socket, Green	14/16	2.1/1.3
1201G1	Pin, Green	14/16	2.1/1.3

### Housings Only

Part Number	Description
1204G1	Green housing, socket
1205G1	Green housing, pin

### Tooling

Part Number	Description
1309G1	Hand tool, #14 to #16
260G3	Applicator only (110V & 220V)
280G2	Applicator and press (110V, 60Hz)
250G1	Press only (110V, 60Hz)
250G2	Press only (220V, 50Hz)

### 10 amp Contacts

Part Number	Description	Wire	
		AWG	sq. mm
1202G1	Socket, Individual	14/16	2.1/1.3
264G1	Socket, Reel	14/16	2.1/1.3
1203G1	Pin, Individual	14/16	2.1/1.3
263G1	Pin, Reel	14/16	2.1/1.3

Note: For additional colors please contact customer service

**HEADQUARTERS:** 13 Pratts Junction Road, P.O. Box 579, Sterling, MA 01564 T:978-422-3600 F:978-422-3700

**EUROPE:** Rathealy Road, Fermoy Co. Cork, Ireland T:353-(0)25-32277 F:353-(0)25-32296

**ASIA/PACIFIC:** IDEAL Anderson Asia Pacific Ltd., Unit 922-928 Topsail Plaza, 11 On Sum Street, Shatin N.T., Hong Kong T:852-2636-0836 F:852-2635-9036

**CHINA:** IDEAL Anderson Technologies (Shenzhen) Ltd., Block A8 Tantou W. Ind. Par, Songgang Baoan District, Shenzhen, PR. China 51810 T: 86-755-2768-2118 F: 86-755-2768-2218

**TAIWAN:** IDEAL Anderson Asia Pacific Ltd., Taiwan Branch, 4F.-2, No.116, Dadun 20th St., Situn District, Taichung City 407, Taiwan (R.O.C.) T: 886-4-2310-6451 F:886-4-2310-6460

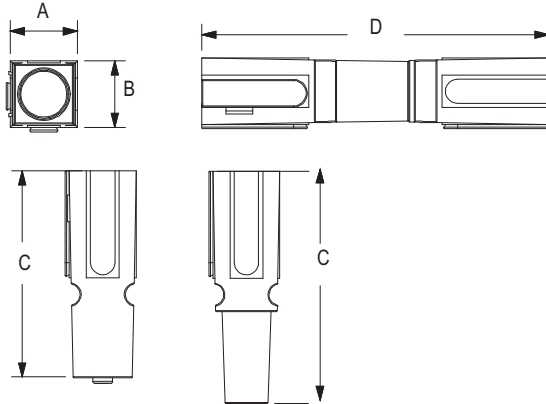
[www.andersonpower.com](http://www.andersonpower.com)



## DIMENSIONS

### Housings

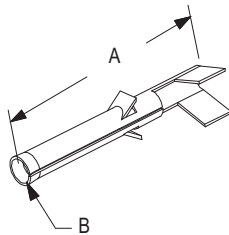
Series	-A-		-B-		-C-		-D-	
	mm	in.	mm	in.	mm	in.	mm	in.
PP10 Pin	7.9	0.31	7.9	0.31	24.5	0.97	41.3	1.63
PP10 Socket	7.9	0.31	7.9	0.31	27.5	1.081	41.3	1.63



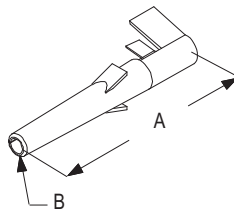
### Contacts

Series	-A-		-B-	
	mm	in.	mm	in.
PP10 Pin	22.4	0.88	2.4	0.093 - OD
PP10 Socket	22.4	0.88	2.3	0.089 - ID

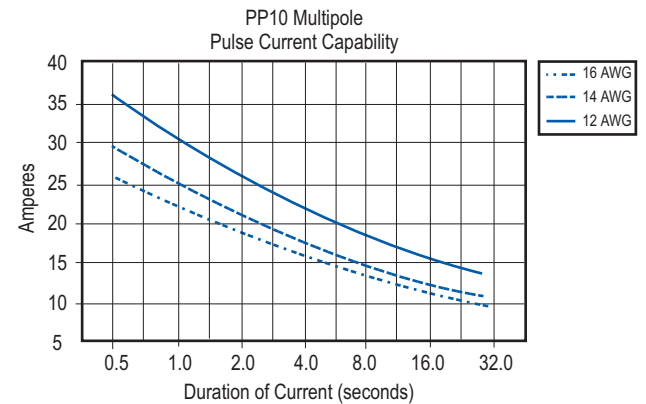
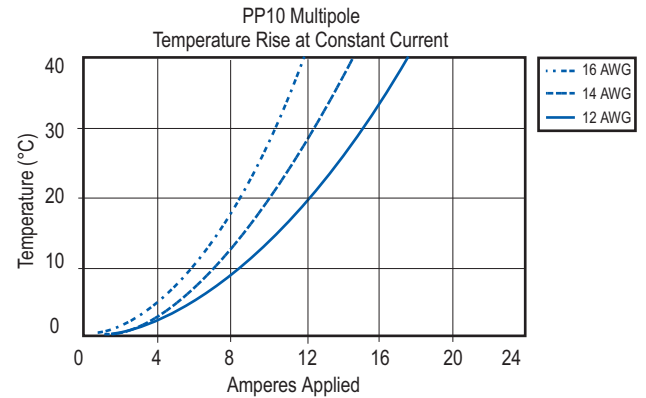
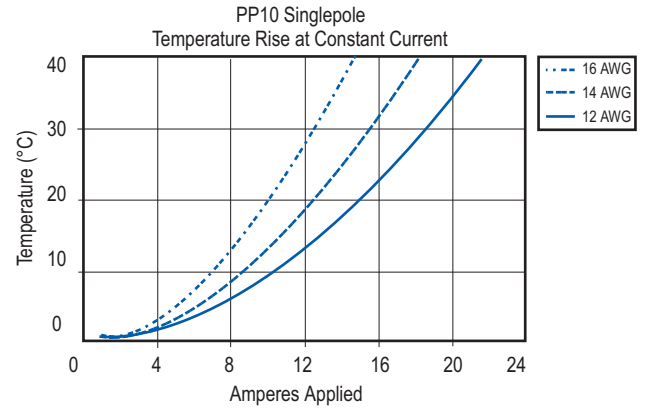
#### Socket Contact



#### Pin Contact



## TEMPERATURE RISE CHARTS



Powerpole® pin & socket series connector, designed as ground terminal are for make-first/break-last connections.

The dovetail feature allows you to interlock multiple housings into vertical and horizontal configurations, providing you with unique variations that are specific to each individual project requirement.

Powerpole® connectors provide 600 Volts continuous, AC or DC operation. This series accommodates #10 AWG (5.3 mm<sup>2</sup>).

## FEATURES

- **Make-first/Break-last connection**

*Provides safety and system integrity*

- **Green housing**

*Indicates ground terminal*

- **Molded-in dovetails**

*Can be assembled into "keyed"*

*configurations to preclude misconnections*



## PRODUCT SPECIFICATIONS

Connector Model	PP30 P & S	Connector Model	PP30 P & S
UL Current Rating (Amperes)*	30****	No load (Contact/Disconnect Cycles)	To 250
UL Voltage Ratings (Volts)**	600*	Avg. Connection/Disconnect (lbf)	3
Contact Barrel Wire Size (AWG)	#10	Operating Temperature Range °C***	-20° to 105°
(mm <sup>2</sup> )	5.3	°F	-4° to 221°
Maximum Wire Insulation Diameter (inches)	0.175	Flammability Rating of Housing Material	UL94 V-0
(mm)	4.45		
AVG Contact Resistance* (micro-ohms)	600		
Insulation Withstanding Test Voltage (Volts AC/DC)	2200		
Contact Retention Force (lbf)	25		



\* UL Rated for 65°C largest wire or cable size

\*\* Both AC & DC Voltage

\*\*\* Contact factory for higher temperature rated connectors

\*\*\*\* Based on 10 AWG

## ORDERING INFORMATION

### 30 amp Ground Socket Connectors

Part Number	Description	Wire AWG	mm
PP30MF-S10T	Make First, Socket Tin	#10	3.3
PP30MF-S10S	Make First, Socket Silver	#10	3.3

### 30 amp Ground Pin Connectors

Part Number	Description	Wire AWG	mm
PP30MF-P10T	Make First, Pin Tin	#10	3.3
PP30MF-P10S	Make First, Pin Silver	#10	3.3
PP30MF-PPCT	Make First, Pin PC Tin	NA	NA
PP30MF-PPCS	Make First, Pin PC Silver	NA	NA

### Ground Pin Contacts

Part Number	Description	Dia.
1230G1	Individual, Pin for wire Tin	.134
1231G1	Individual, Pin for wire Silver	.134
1234G1	Pin, PCB Tin	N/A
1235G1	Pin, PCB Silver	N/A

### Ground Socket Contacts

Part Number	Description	Dia.
1232G1	Individual, Socket for wire Tin	.134
1233G1	Individual, Socket for wire Silver	.134

### Pin & Socket Housing Only

Part Number	Description
PP30GND-P	Pin housing, green
PP30GND-S	Socket housing, green

### Pin & Socket Contacts For Use With Superflex Wire

Part Number	Description	Wire AWG	mm
1226G1	Pin Contact	#10	6
1228G1	Socket Contact	#10	6

### Tooling

Part Number	Description
1396G1	Hand Tool
1387G1	Pneumatic Tool
1388G8	- Die #10
1389G8	- Locator #10

*Note: For additional colors please contact customer service*

**HEADQUARTERS:** 13 Pratts Junction Road, P.O. Box 579, Sterling, MA 01564 T:978-422-3600 F:978-422-3700

**EUROPE:** Rathealy Road, Fermoy Co. Cork, Ireland T:353-(0)25-32277 F:353-(0)25-32296

**ASIA/PACIFIC:** IDEAL Anderson Asia Pacific Ltd., Unit 922-928 Topsail Plaza, 11 On Sum Street, Shatin N.T., Hong Kong T:852-2636-0836 F:852-2635-9036

**CHINA:** IDEAL Anderson Technologies (Shenzhen) Ltd., Block A8 Tantou W. Ind. Par, Songgang Baoan District, Shenzhen, P.R. China 51810 T: 86-755-2768-2118 F: 86-755-2768-2218

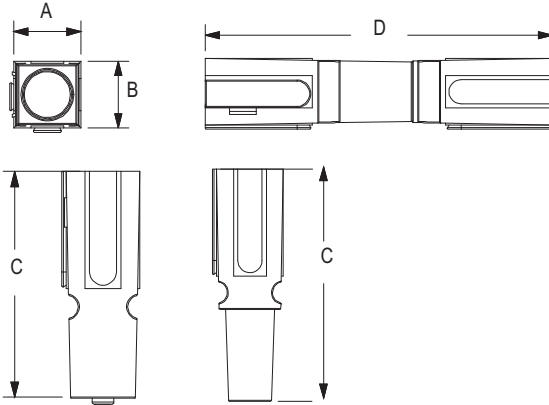
**TAIWAN:** IDEAL Anderson Asia Pacific Ltd., Taiwan Branch, 4F.-2, No.116, Dadun 20th St., Situn District, Taichung City 407, Taiwan (R.O.C.) T: 886-4-2310-6451 F:886-4-2310-6460

[www.andersonpower.com](http://www.andersonpower.com)

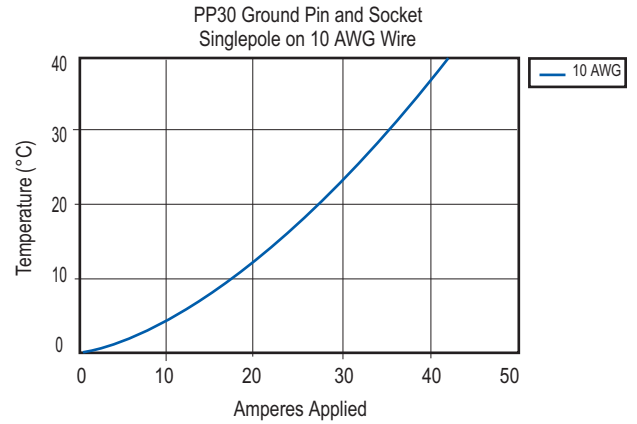
## DIMENSIONS

### Housings

Series	-A-		-B-		-C-		-D-	
	mm	in.	mm	in.	mm	in.	mm	in.
PP30 Pin	7.9	0.32	7.9	0.32	26.6	0.97	41.2	1.62
PP30 Socket	7.9	0.32	7.9	0.32	26.6	0.97	41.2	1.62

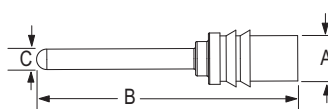
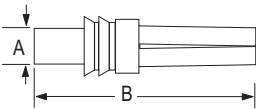
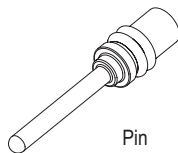
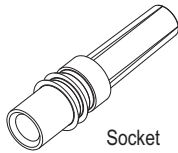


## TEMPERATURE RISE CHART



### Contacts

Series	-A-		-B-		-C-	
	mm	in.	mm	in.	mm	in.
PP30 Pin	5.1	0.20	29.2	1.15	2.29	0.09
PP30 Socket	5.1	0.20	24.9	0.98	N/A	N/A



## Connector Notes

---

---

---

---

---

---

---

---

For customer drawings, assembly instructions and individual data sheets, please visit [www.andersonpower.com](http://www.andersonpower.com).

**HEADQUARTERS:** 13 Pratts Junction Road, P.O. Box 579, Sterling, MA 01564 T:978-422-3600 F:978-422-3700

**EUROPE:** Rathealy Road, Fermoy Co. Cork, Ireland T:353-(0)25-32277 F:353-(0)25-32296

**ASIA/PACIFIC:** IDEAL Anderson Asia Pacific Ltd., Unit 922-928 Topsail Plaza, 11 On Sum Street, Shatin N.T., Hong Kong T:852-2636-0836 F:852-2635-9036

**CHINA:** IDEAL Anderson Technologies (Shenzhen) Ltd., Block A8 Tantou W. Ind. Par, Songgang Baoan District, Shenzhen, P.R. China 51810 T: 86-755-2768-2118 F: 86-755-2768-2218

**TAIWAN:** IDEAL Anderson Asia Pacific Ltd., Taiwan Branch, 4F.-2, No.116, Dadun 20th St., Situn District, Taichung City 407, Taiwan (R.O.C.) T: 886-4-2310-6451 F:886-4-2310-6460

**[www.andersonpower.com](http://www.andersonpower.com)**

### FEATURES

- **Flat wiping contact system**

*Allows for minimal contact resistance at high current, wiping action cleans contact surface during connection/disconnection*

- **Interchangeable genderless design**

*Makes assembly quick and easy and reduces number of parts stocked*

- **Silver plated contacts**

*Offers greatest longevity when using high power, elevated temperature applications*

- **Colored modular housings**

*Provides visual identification of proper mating connector*

- **Polarized housings**

*Prevents damage to connectors from being mated incorrectly*

- **Molded-in dovetails**

*Secures individual connectors together*

- **Crimp PCB or Bus bar contact terminals**


*Offers design flexibility for your manufacturing and maintenance requirements*

- **Wide product range - from 15 amps through 180 amps**

*15, 30, 45, 75, 120 and 180 product ratings, allows versatility to choose product best suited to design requirements*

- **UL94 V-0 housing material**

*Provides security in knowledge that the connector chosen meets strict UL flammability ratings*



### PRODUCT RANGE

UL Current Rating (Amperes)*	15* to 180*
UL Voltage Ratings (Volts)**	600*
Contact Barrel Wire Size (AWG)	#20 to 1/0
(mm <sup>2</sup> )	.5 to 53.5
Maximum Wire Insulation Diameter (inches)	.175 to 0.900
(mm)	4.45 to 22.86
AVG Contact Resistance* (micro-ohms)	578 to 100
Insulation Withstanding	2200
Test Voltage (Volts AC/DC)	
Contact Retention Force (lbf)	25 to 170
Life	
a. No load (Contact/Disconnect Cycles)	To 10,000
b. Under Load (Hot Plug 250 cycles @ 120V)	15A to 75A
Avg. Connection/Disconnect (lbf)	3 to 20
Operating Temperature Range °C***	-20° to 105°
°F	-4° to 221°
Flammability Rating of Housing Material	UL94 V-0



\* UL Rated for 65°C largest wire or cable size

\*\* Both AC & DC Voltage

\*\*\* Contact factory for higher temperature rated connectors

### PRODUCT INFORMATION

Invented by Anderson Power Products®, the innovative modular Powerpole® connectors provide cost-effective reliability, design flexibility and safety for your products' manufacture, installation and maintenance.

The housings are interchangeable, genderless interconnects. Insert contacts into housings and plug together for a clever, simple and low-cost solution to power interconnection. Low-detent contacts are also offered for low insertion/withdrawal force applications.

Powerpole® modular connectors are available in 15, 30, 45, 75, 120 and 180 amp ratings for use through 600 Volts continuous, AC or DC operation. There are Powerpoles for many applications and wire sizes, #20 (.5mm) to 1/0 AWG (53.5mm). Contacts are available in reeled and loose piece designs to support all production needs from very high volumes to engineering prototype and low-volume customized products. Powerpoles are stackable and color-coded for easy customization into multipole blocks with or without mechanical keys and make first - break last contacts.

**Markets:** Electronics, Telecommunications, Office Panels, UPS Systems, Electric Vehicles, Industrial & Much More.



Powerpole® 1327,  
1345 and 1330 series



CSA Certified  
File No. LR25154



File No. E26226

All Data Subject To Change Without Notice

**HEADQUARTERS:** 13 Pratts Junction Road, P.O. Box 579, Sterling, MA 01564 T:978-422-3600 F:978-422-3700

**EUROPE:** Rathealy Road, Fermoy Co. Cork, Ireland T:353-(0)25-32277 F:353-(0)25-32296

**ASIA/PACIFIC:** IDEAL Anderson Asia Pacific Ltd., Unit 922-928 Topsail Plaza, 11 On Sum Street, Shatin N.T., Hong Kong T:852-2636-0836 F:852-2635-9036

**CHINA:** IDEAL Anderson Technologies (Shenzhen) Ltd., Block A8 Tantou W. Ind. Par, Songgang Baoan District, Shenzhen, P.R. China 51810 T: 86-755-2768-2118 F: 86-755-2768-2218

**TAIWAN:** IDEAL Anderson Asia Pacific Ltd., Taiwan Branch, 4F.-2, No.116, Dadun 20th St., Situn District, Taichung City 407, Taiwan (R.O.C.) T: 886-4-2310-6451 F:886-4-2310-6460


[www.andersonpower.com](http://www.andersonpower.com)

Powerpole® connectors provide cost-effective reliability, design flexibility and safety for your products' manufacture, installation and maintenance.

The housings are modular and genderless. Powerpole® connectors provide 600 Volts continuous, AC or DC operation. Wire sizes range from #16 to #20 AWG (1.3 to .5 mm<sup>2</sup>). Contacts are available in reeled and loose piece designs to support all production needs from engineering prototype , low volume and high volumes products.

## FEATURES

- Flat wiping contact system**  
*Minimal contact resistance at high current, wiping action cleans contact surface during connection/disconnection*
- Colored modular housings**  
*Provides visual identification of proper mating connector*
- Molded-in dovetails**  
*Secures individual connectors into "keyed" assemblies which prevents misconnection with similar configurations*



## PRODUCT SPECIFICATIONS

Connector Model	PP15	Connector Model	PP15
UL Current Rating (Amperes)*	15*	Life	
UL Voltage Ratings (Volts)**	600*	a. No load (Contact/Disconnect Cycles)	To 10,000
Contact Barrel Wire Size (AWG)	#16 to #20	b. Under Load (Hot Plug 250 cycles @ 120V)	15A
(mm <sup>2</sup> )	1.3 to .5	Avg. Connection/Disconnect (lbf)	3 - low detent 5 - high detent
Maximum Wire Insulation Diameter (inches)	0.175	Operating Temperature Range °C***	-20° to 105°
(mm)	4.45	°F	-4° to 221°
AVG Contact Resistance* (micro-ohms)	875	Flammability Rating of Housing Material	UL94 V-0
Insulation Withstanding Test Voltage (Volts AC/DC)	2200		
Contact Retention Force (lbf)	25		



\* UL Rated for 65°C largest wire or cable size  
 \*\* Both AC & DC Voltage  
 \*\*\* Contact factory for higher temperature rated connectors

## ORDERING INFORMATION

### Housing & 15 amp Contact

Part Number	Housing Color	Wire AWG	Wire sq. mm
1395	Red	16/20	1.3/.52
1395G1	Black	16/20	1.3/.52
1395G2	White	16/20	1.3/.52
1395G3	Green	16/20	1.3/.52
1395G4	Blue	16/20	1.3/.52
1395G5	Yellow	16/20	1.3/.52
1395G6	Orange	16/20	1.3/.52
1395G7	Gray	16/20	1.3/.52
1395G8	Brown	16/20	1.3/.52
1395G9	Pink	16/20	1.3/.52
1395G10	Purple	16/20	1.3/.52

### 15 amp Contacts\*

Part Number	Description	Wire AWG	Wire sq. mm
1332	Individual - LD	16/20	1.3/.52
262G1	Reel - LD	16/20	1.3/.52
269G2	Reel - HD	16/20	1.3/.52
269G2-LPBK	Individual - HD	16/20	1.3/.52
200G2L	Superflex, reel - LD	16/20	1.3/.52
201G2H	Superflex, reel - LD	16/20	1.3/.52

### Housings Only

Part Number	Description
1327	Red housing
1327G5	Green housing
1327G6	Black housing
1327G7	White housing
1327G8	Blue housing
1327G16	Yellow housing

### housings continued

Part Number	Description
1327G17	Orange housing
1327G18	Gray housing
1327G21	Brown housing
1327G22	Pink housing
1327G23	Purple housing

### Accessories

Part Number	Description
1441G1	Female splash boot
1442G1	Male splash boot
110G21	Blok lok, 2 pole
110G12	Blok lok, 4 pole
1399G9	Red mounting wing
1399G8	Blue mounting wing
110G68	PP15/45 retention clip

\* LD - low detent or HD - high detent

Note: For additional colors please contact customer service

**HEADQUARTERS:** 13 Pratts Junction Road, P.O. Box 579, Sterling, MA 01564 T:978-422-3600 F:978-422-3700

**EUROPE:** Rathealy Road, Fermoy Co. Cork, Ireland T:353-(0)25-32277 F:353-(0)25-32296

**ASIA/PACIFIC:** IDEAL Anderson Asia Pacific Ltd., Unit 922-928 Topsail Plaza, 11 On Sum Street, Shatin N.T., Hong Kong T:852-2636-0836 F:852-2635-9036

**CHINA:** IDEAL Anderson Technologies (Shenzhen) Ltd., Block A8 Tantou W. Ind. Par, Songgang Baoan District, Shenzhen, P.R. China 51810 T: 86-755-2768-2118 F: 86-755-2768-2218  
**TAIWAN:** IDEAL Anderson Asia Pacific Ltd., Taiwan Branch, 4F.-2, No.116, Dadun 20th St., Situn District, Taichung City 407, Taiwan (R.O.C.) T: 886-4-2310-6451 F:886-4-2310-6460

[www.andersonpower.com](http://www.andersonpower.com)

## ORDERING INFORMATION

### accessories continued

Part Number	Description
1399G1	Red short spacer with end hole
1399G2	Red long spacer
1399G6	Red short spacer without hole
1462G1	2 & 4 pole mounting clamp set
1462G2	3 & 6 pole mounting clamp set
1462G3	4 & 8 pole mounting clamp set
110G16	Retaining pins, 1 high block of connectors
110G17	Retaining pins, 2 high block of connectors

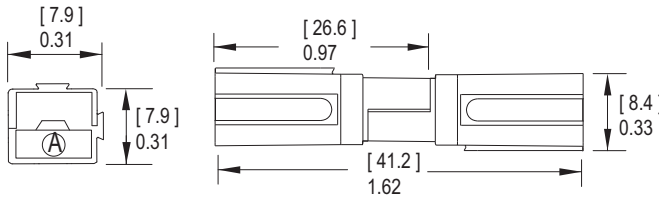
### Tooling

Part Number	Description
111038G2	Contact insertion/extraction tool
1309G2	Hand tool #12 to #20
1309G5	Hand tool for p/n 200G2L & 201G2H
260G1	Applicator only (110V & 220V)
280G1	Applicator and press (110V, 60Hz)
260G14*	Applicator only (110V & 220V)
260G15*	Applicator only (110V & 220V)
260G18**	Applicator only (110V & 220V)
250G1	Press only (110V, 60Hz)
280G4	Applicator and press (220V, 50Hz)
250G2	Press only (220V, 50Hz)

\* Denotes mini-style applicator for use with existing "K" or "T" press  
 \*\* Denotes mini-style applicator for use with existing "K" or "T" and "G" press

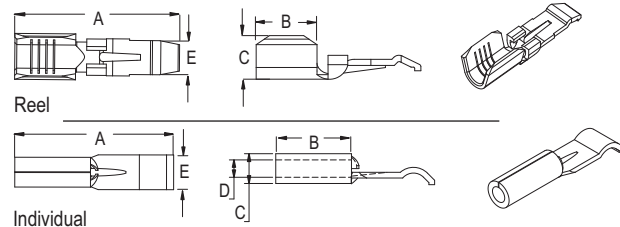
## DIMENSIONS

### Housing



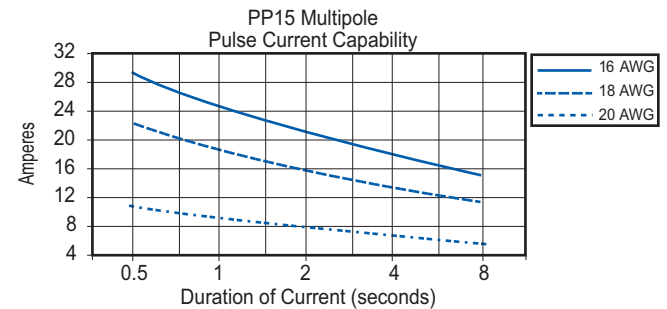
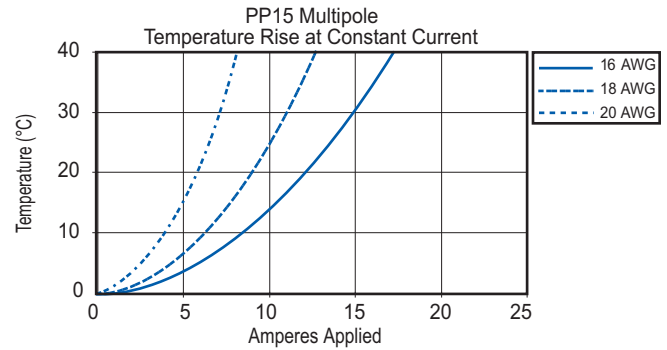
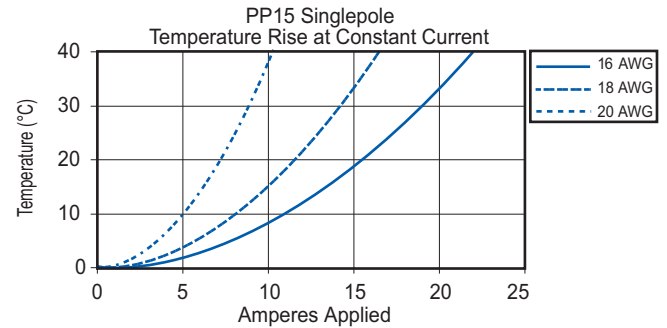
### Contacts

Part Number	-A-		-B-		-C-		-D-		-E-	
	mm	in.	mm	in.	mm	in.	mm	in.	mm	in.
1332	16.3	0.64	7.8	0.31	3.1	0.12	1.8	0.07	3.6	0.14
262G1	17.2	0.68	6.4	0.25	4.1	0.16	N/A		3.6	0.14
269G2	17.2	0.68	6.4	0.25	4.1	0.16	N/A		3.6	0.14
269G2-LPBK	17.2	0.68	6.4	0.25	4.1	0.16	N/A		3.6	0.14
200G2L	17.3	0.68	6.4	0.25	4.1	0.16	N/A		3.6	0.14
201G2H	17.3	0.68	6.4	0.25	4.1	0.16	N/A		3.6	0.14



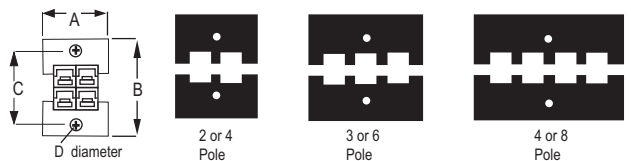
File No. LR25154 File No. E26226 All Data Subject To Change Without Notice Note: For additional colors please contact customer service

## TEMPERATURE RISE CHARTS



### Mounting Clamps

Part Number	-A-		-B-		-C-		-D-		Number of Poles
	mm	in.	mm	in.	mm	in.	mm	in.	
1462G1	23.9	0.94	26.9	1.06	17.3	0.68	4.0	0.16	(2 Pole)
1462G1	23.9	0.94	35.0	1.38	25.4	1.00	4.0	0.16	(4 Pole)
1462G2	31.7	1.25	26.9	1.06	17.3	0.68	4.0	0.16	(3 Pole)
1462G2	31.7	1.25	35.0	1.38	25.4	1.00	4.0	0.16	(6 Pole)
1462G3	39.6	1.56	26.9	1.06	17.3	0.68	4.0	0.16	(4 Pole)
1462G3	39.6	1.56	35.0	1.38	25.4	1.00	4.0	0.16	(8 Pole)



HEADQUARTERS: 13 Pratts Junction Road, P.O. Box 579, Sterling, MA 01564 T:978-422-3600 F:978-422-3700

EUROPE: Rathealy Road, Fermoy Co. Cork, Ireland T:353-(0)25-32277 F:353-(0)25-32296

ASIA/PACIFIC: IDEAL Anderson Asia Pacific Ltd., Unit 922-928 Topsail Plaza, 11 On Sum Street, Shatin N.T., Hong Kong T:852-2636-0836 F:852-2635-9036

CHINA: IDEAL Anderson Technologies (Shenzhen) Ltd., Block A8 Tantou W. Ind. Par, Songgang Baoan District, Shenzhen, P.R. China 51810 T: 86-755-2768-2118 F: 86-755-2768-2218

TAIWAN: IDEAL Anderson Asia Pacific Ltd., Taiwan Branch, 4F.-2, No.116, Dadun 20th St., Situn District, Taichung City 407, Taiwan (R.O.C.) T: 886-4-2310-6451 F:886-4-2310-6460

www.andersonpower.com

Powerpole® connectors provide cost-effective reliability, design flexibility and safety for your products' manufacture, installation and maintenance.

The housings are modular and genderless. Powerpole® connectors provide 600 Volts continuous, AC or DC operation. Wire sizes range from #12 to #16 AWG (3.3 to 1.3 mm<sup>2</sup>). Contacts are available in reeled and loose piece designs to support all production needs from engineering prototype, low volume and high volumes products.

## FEATURES

- **Flat wiping contact system**


*Minimal contact resistance at high current, wiping action cleans contact surface during connection/disconnection*

- **Colored modular housings**

*Provides visual identification of proper mating connector*

- **Molded-in dovetails**

*Secures individual connectors into "keyed" assemblies which prevents misconnection with similar configurations*



## PRODUCT SPECIFICATIONS

Connector Model	PP30	Connector Model	PP30
UL Current Rating (Amperes)*	30*	Life	
UL Voltage Ratings (Volts)**	600*	a. No load (Contact/Disconnect Cycles)	To 10,000
Contact Barrel Wire Size (AWG)	#12 to #16	b. Under Load (Hot Plug 250 cycles @ 120V)	30A
(mm <sup>2</sup> )	3.3 to 1.3	Avg. Connection/Disconnect (lbf)	3 - low detent 5 - high detent
Maximum Wire Insulation Diameter (inches)	0.175	Operating Temperature Range °C***	-20° to 105°
(mm)	4.45	°F	-4° to 221°
AVG Contact Resistance* (micro-ohms)	600	Flammability Rating of Housing Material	UL94 V-0
Insulation Withstanding Test Voltage (Volts AC/DC)	2200		
Contact Retention Force (lbf)	25		



\* UL Rated for 65°C largest wire or cable size

\*\* Both AC & DC Voltage

\*\*\* Contact factory for higher temperature rated connectors

## ORDERING INFORMATION

### Housing & 30 amp Contact

Part Number	Housing Color	Wire AWG	Wire sq. mm
1330	Red	12/16	3.3/1.3
1330G2	Green	12/16	3.3/1.3
1330G4	Black	12/16	3.3/1.3
1330G5	White	12/16	3.3/1.3
1330G11	Yellow	12/16	3.3/1.3
1330G12	Blue	12/16	3.3/1.3
1330G13	Orange	12/16	3.3/1.3
1330G14	Gray	12/16	3.3/1.3
1330G15	Brown	12/16	3.3/1.3
1330G16	Pink	12/16	3.3/1.3
1330G17	Purple	12/16	3.3/1.3

### 30 amp Contacts\*

Part Number	Description	Wire AWG	Wire sq. mm
1331	Individual - LD	12/16	3.3/1.3
261G1	Reel - LD	12/16	3.3/1.3
269G1-LPBK	Individual - LD	12/16	3.3/1.3
269G1	Reel - HD	12/16	3.3/1.3
200G2L	Superflex, reel - LD	16/20	1.3/.52
201G2H	Superflex, reel - HD	16/20	1.3/.52

### Housings Only

Part Number	Description
1327	Red housing
1327G5	Green housing
1327G6	Black housing
1327G7	White housing
1327G8	Blue housing

### housings continued

Part Number	Description
1327G16	Yellow housing
1327G17	Orange housing
1327G18	Gray housing
1327G21	Brown housing
1327G22	Pink housing
1327G23	Purple housing

### Accessories

Part Number	Description
1441G1	Female splash boot
1442G1	Male splash boot
110G21	Blok lok, 2 pole
110G12	Blok lok, 4 pole
1399G9	Red mounting wing
1399G8	Blue mounting wing
110G68	PP15/45 retention clip

Note: For additional colors please contact customer service

\* LD - low detent or HD - high detent

**HEADQUARTERS:** 13 Pratts Junction Road, P.O. Box 579, Sterling, MA 01564 T:978-422-3600 F:978-422-3700

**EUROPE:** Rathealy Road, Fermoy Co. Cork, Ireland T:353-(0)25-32277 F:353-(0)25-32296

**ASIA/PACIFIC:** IDEAL Anderson Asia Pacific Ltd., Unit 922-928 Topsail Plaza, 11 On Sum Street, Shatin N.T., Hong Kong T:852-2636-0836 F:852-2635-9036

**CHINA:** IDEAL Anderson Technologies (Shenzhen) Ltd., Block A8 Tantou W. Ind. Par, Songgang Baoan District, Shenzhen, P.R. China 51810 T: 86-755-2768-2118 F: 86-755-2768-2218

**TAIWAN:** IDEAL Anderson Asia Pacific Ltd., Taiwan Branch, 4F.-2, No.116, Dadun 20th St., Situn District, Taichung City 407, Taiwan (R.O.C.) T: 886-4-2310-6451 F:886-4-2310-6460

[www.andersonpower.com](http://www.andersonpower.com)



## ORDERING INFORMATION

### accessories continued

Part Number	Description
1399G1*	Red short spacer with end hole
1399G2*	Red long spacer
1399G6*	Red short spacer without hole
1462G1	2 & 4 pole mounting clamp set
1462G2	3 & 6 pole mounting clamp set
1462G3	4 & 8 pole mounting clamp set
110G16	Retaining pins, 1 high block of connectors
110G17	Retaining pins, 2 high block of connectors

\* Contact customer service for additional colors

### Tooling

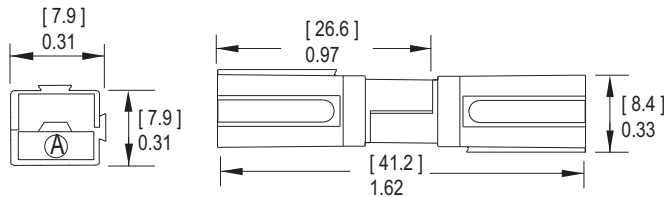
Part Number	Description
111038G2	Contact insertion/extraction tool
1309G2	Hand tool #12 to #20
1309G5	Hand tool for p/n 200G2L & 201G2H
260G1	Applicator only (110V & 220V)
260G14*	Applicator only (110V & 220V)
260G15*	Applicator only (110V & 220V)
260G18**	Applicator only (110V & 220V)
280G1	Applicator and press (110V, 60Hz)
250G1	Press only (110V, 60Hz)
280G4	Applicator and press (220V, 50Hz)
250G2	Press only (220V, 50Hz)

\* Denotes mini-style applicator for use with existing "K" or "T" press

\*\* Denotes mini-style applicator for use with existing "K" or "T" and "G" press

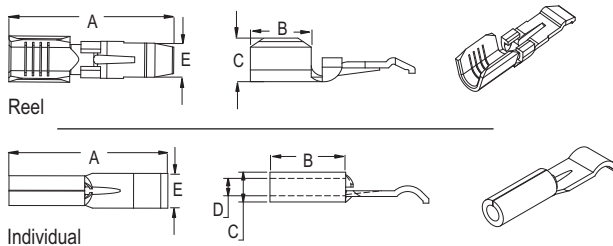
## DIMENSIONS

### Housing



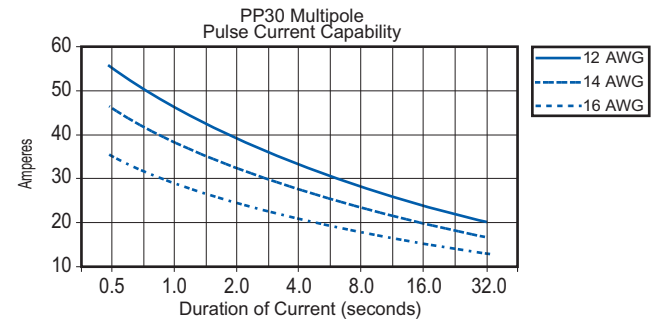
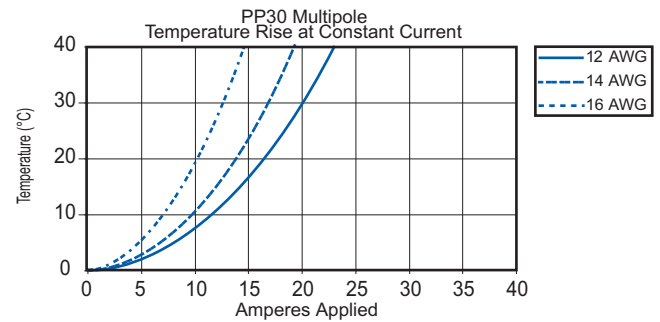
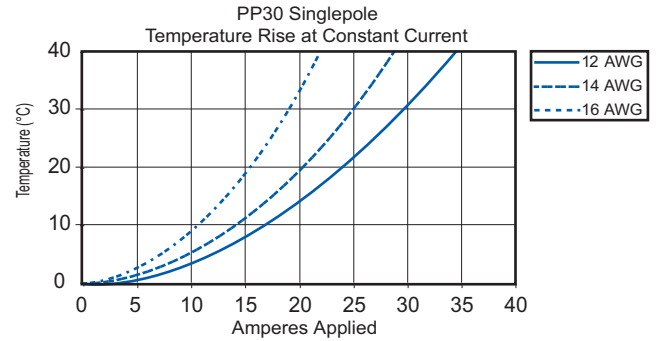
### Contacts

Part Number	-A-		-B-		-C-		-D-		-E-	
	mm	in.	mm	in.	mm	in.	mm	in.	mm	in.
1331	16.3	0.64	7.7	0.31	3.7	0.15	2.6	0.10	3.7	0.15
261G1	17.3	0.68	6.4	0.25	4.6	0.18	N/A		3.6	0.14
269G1-LPBK	17.2	0.68	6.4	0.25	4.5	0.18	N/A		3.6	0.14
269G1	17.2	0.68	6.4	0.25	4.5	0.18	N/A		3.6	0.14
200G2L	17.3	0.68	6.4	0.25	4.1	0.16	N/A		3.6	0.14
201G2H	17.2	0.68	6.4	0.25	4.1	0.16	N/A		3.6	0.14



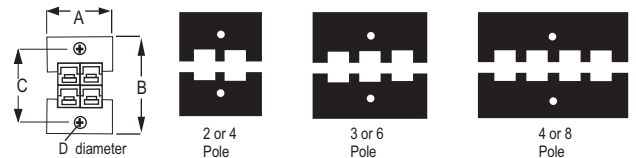
All Data Subject To Change Without Notice

## TEMPERATURE RISE CHARTS



### Mounting Clamps

Part Number	-A-		-B-		-C-		-D-		Number of Poles
	mm	in.	mm	in.	mm	in.	mm	in.	
1462G1	23.9	0.94	26.9	1.06	17.3	0.68	4.0	0.16	(2 Pole)
1462G1	23.9	0.94	35.0	1.38	25.4	1.00	4.0	0.16	(4 Pole)
1462G2	31.7	1.25	26.9	1.06	17.3	0.68	4.0	0.16	(3 Pole)
1462G2	31.7	1.25	35.0	1.38	25.4	1.00	4.0	0.16	(6 Pole)
1462G3	39.6	1.56	26.9	1.06	17.3	0.68	4.0	0.16	(4 Pole)
1462G3	39.6	1.56	35.0	1.38	25.4	1.00	4.0	0.16	(8 Pole)



HEADQUARTERS: 13 Pratts Junction Road, P.O. Box 579, Sterling, MA 01564 T:978-422-3600 F:978-422-3700

EUROPE: Rathealy Road, Fermoy Co. Cork, Ireland T:353-(0)25-32277 F:353-(0)25-32296

ASIA/PACIFIC: IDEAL Anderson Asia Pacific Ltd., Unit 922-928 Topsail Plaza, 11 On Sum Street, Shatin N.T., Hong Kong T:852-2636-0836 F:852-2635-9036

CHINA: IDEAL Anderson Technologies (Shenzhen) Ltd., Block A8 Tantou W. Ind. Par. Songgang Baoan District, Shenzhen, P.R. China 51810 T: 86-755-2768-2118 F: 86-755-2768-2218

TAIWAN: IDEAL Anderson Asia Pacific Ltd., Taiwan Branch, 4F-2, No.116, Dadun 20th St., Situn District, Taichung City 407, Taiwan (R.O.C.) T: 886-4-2310-6451 F:886-4-2310-6460

[www.andersonpower.com](http://www.andersonpower.com)

Powerpole® connectors provide cost-effective reliability, design flexibility and safety for your products' manufacture, installation and maintenance.

The housings are modular and genderless. Powerpole® connectors provide 600 Volts continuous, AC or DC operation. Wire sizes range from #10 to #14 AWG (5.3 to 2.1 mm<sup>2</sup>). Contacts are available in reeled and loose piece designs to support all production needs from engineering prototype, low volume and high volumes products.

## FEATURES

### • Flat wiping contact system


*Minimal contact resistance at high current, wiping action cleans contact surface during connection/disconnection*

### • Colored modular housings

*Provides visual identification of proper mating connector*

### • Molded-in dovetails

*Secures individual connectors into "keyed" assemblies which prevents misconnection with similar configurations*



## PRODUCT SPECIFICATIONS

Connector Model	PP45	Connector Model	PP45
UL Current Rating (Amperes)*	45*	Life	
UL Voltage Ratings (Volts)**	600*	a. No load (Contact/Disconnect Cycles)	To 10,000
Contact Barrel Wire Size (AWG) (mm <sup>2</sup> )	#10 to #14 5.3 to 2.1	b. Under Load (Hot Plug 250 cycles @ 120V)	30A
Maximum Wire Insulation Diameter (inches) (mm)	0.175 4.45	Avg. Connection/Disconnect (lbf)	3 - low detent 5 - high detent
AVG Contact Resistance* (micro-ohms)	525	Operating Temperature Range °C*** °F	-20° to 105° -4° to 221°
Insulation Withstanding Test Voltage (Volts AC/DC)	2200	Flammability Rating of Housing Material	UL94 V-0
Contact Retention Force (lbf)	25		



\* UL Rated for 65°C largest wire or cable size

\*\* Both AC & DC Voltage

\*\*\* Contact factory for higher temperature rated connectors

## ORDERING INFORMATION

### Housing & 45 amp Contact

Part Number	Housing Color	Wire	
		AWG	sq. mm
1345	Red	10/14	5.3/2.1
1345G5	Green	10/14	5.3/2.1
1345G6	Black	10/14	5.3/2.1
1345G7	White	10/14	5.3/2.1
1345G8	Blue	10/14	5.3/2.1
1345G16	Yellow	10/14	5.3/2.1
1345G17	Orange	10/14	5.3/2.1
1345G18	Gray	10/14	5.3/2.1
1345G21	Brown	10/14	5.3/2.1
1345G22	Pink	10/14	5.3/2.1
1345G23	Purple	10/14	5.3/2.1

### 45 amp Contacts\*

Part Number	Description	Wire	
		AWG	sq. mm
261G2	Reel - LD	10/14	5.3/2.1
269G3	Reel - HD	10/14	5.3/2.1

### contacts continued

Part Number	Description	Wire	
		AWG	sq. mm
261G2-LPBK	Individual - LD	10/14	5.3/2.1
200G1L	Superflex, reel - LD	10/14	5.3/2.1
201G1H	Superflex, reel - HD	10/14	5.3/2.1

### Housings Only

Part Number	Description
1327	Red housing
1327G5	Green housing
1327G6	Black housing
1327G7	White housing
1327G8	Blue housing
1327G16	Yellow housing
1327G17	Orange housing
1327G18	Gray housing
1327G21	Brown housing

### housings continued

Part Number	Description
1327G22	Pink housing
1327G23	Purple housing

### Accessories

Part Number	Description
1441G1	Female splash boot
1442G1	Male splash boot
110G21	Blok lok, 2 pole
110G12	Blok lok, 4 pole
1399G9	Red mounting wing
1399G8	Blue mounting wing
1399G1	Red short spacer with end hole
1399G2	Red long spacer
1399G6	Red short spacer without hole
1462G1	2 & 4 pole mounting clamp set
110G68	PP15/45 retention clip

\* LD - low detent or HD - high detent

Note: For additional colors please contact customer service

**HEADQUARTERS:** 13 Pratts Junction Road, P.O. Box 579, Sterling, MA 01564 T:978-422-3600 F:978-422-3700

**EUROPE:** Rathealy Road, Fermoy Co. Cork, Ireland T:353-(0)25-32277 F:353-(0)25-32296

**ASIA/PACIFIC:** IDEAL Anderson Asia Pacific Ltd., Unit 922-928 Topsail Plaza, 11 On Sum Street, Shatin N.T., Hong Kong T:852-2636-0836 F:852-2635-9036

**CHINA:** IDEAL Anderson Technologies (Shenzhen) Ltd., Block A8 Tantou W. Ind. Par, Songgang Baoan District, Shenzhen, P.R. China 51810 T: 86-755-2768-2118 F: 86-755-2768-2218

**TAIWAN:** IDEAL Anderson Asia Pacific Ltd., Taiwan Branch, 4F.-2, No.116, Dadun 20th St., Situn District, Taichung City 407, Taiwan (R.O.C.) T: 886-4-2310-6451 F:886-4-2310-6460

[www.andersonpower.com](http://www.andersonpower.com)

## ORDERING INFORMATION

### accessories continued

Part Number	Description
1462G2	3 & 6 pole mounting clamp set
1462G3	4 & 8 pole mounting clamp set
110G16	Retaining pins, 1 high block of connectors
110G17	Retaining pins, 2 high block of connectors

### Tooling

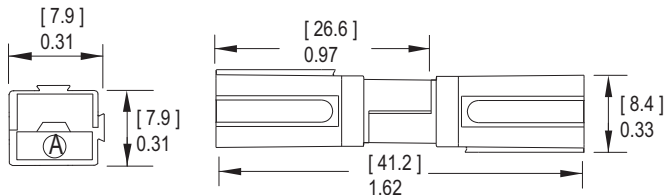
Part Number	Description
111038G2	Contact insertion/extraction tool
1309G3	Hand tool for p/n 261G2-LPBK
1309G5	Hand tool for p/n 200G2L & 201G2H
260G1	Applicator only (110V & 220V)
260G14*	Applicator only (110V & 220V)
260G15*	Applicator only (110V & 220V)
260G18**	Applicator only (110V & 220V)
280G1	Applicator and press (110V, 60Hz)
250G1	Press only (110V, 60Hz)
280G4	Applicator and press (220V, 50Hz)
250G2	Press only (220V, 50Hz)

\* Denotes mini-style applicator for use with existing "K" or "T" press

\*\* Denotes mini-style applicator for use with existing "K" or "T" and "G" press

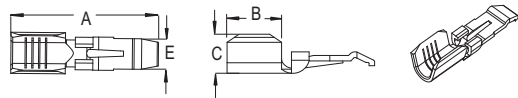
## DIMENSIONS

### Housing



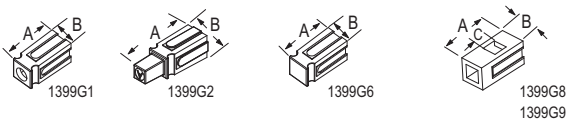
### Contacts

Part Number	-A-		-B-		-C-		-E-	
	mm	in.	mm	in.	mm	in.	mm	in.
200G1L	17.3	0.68	6.4	0.25	6.1	0.24	3.6	0.14
201G1H	17.2	0.68	6.4	0.25	6.1	0.24	3.6	0.14
261G2	17.3	0.68	6.4	0.25	5.1	0.20	3.6	0.14
261G2-LPBK	17.3	0.68	6.4	0.25	5.1	0.20	3.6	0.14
269G3	17.2	0.68	6.4	0.25	5.3	0.20	3.6	0.14



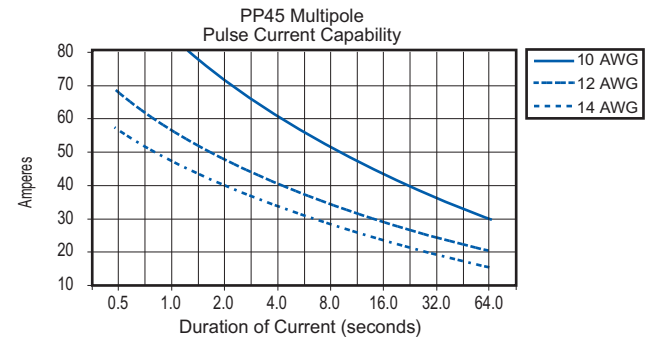
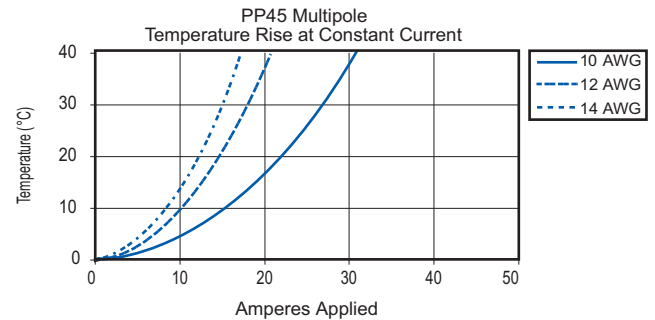
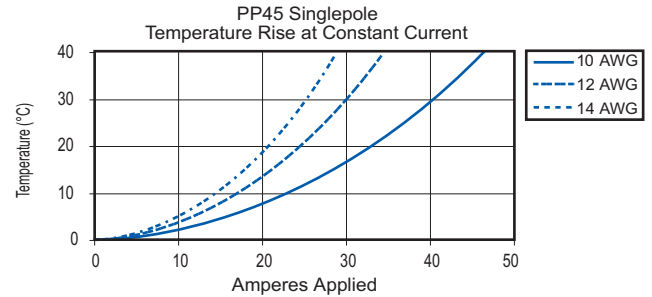
### Spacers & Mounting Wings

Part Number	-A-		-B-		-C-	
	mm	in.	mm	in.	mm	in.
1399G1	16.6	.655	7.9	.312	N/A	
1399G2	24.6	.968	7.9	.312	N/A	
1399G6	16.6	.655	7.9	.312	N/A	
1399G8	16.6	.655	7.9	.312	4.6	.180
1399G9	16.6	.655	7.9	.312	4.6	.180



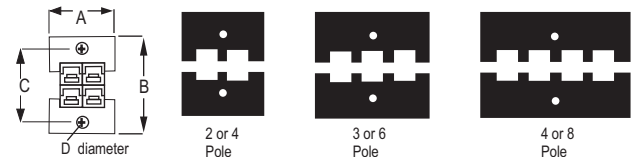
All Data Subject To Change Without Notice

## TEMPERATURE RISE CHARTS



### Mounting Clamps

Part Number	-A-		-B-		-C-		-D-		Number of Poles
	mm	in.	mm	in.	mm	in.	mm	in.	
1462G1	23.9	0.94	26.9	1.06	17.3	0.68	4.0	0.16	(2 Pole)
1462G1	23.9	0.94	35.0	1.38	25.4	1.00	4.0	0.16	(4 Pole)
1462G2	31.7	1.25	26.9	1.06	17.3	0.68	4.0	0.16	(3 Pole)
1462G2	31.7	1.25	35.0	1.38	25.4	1.00	4.0	0.16	(6 Pole)
1462G3	39.6	1.56	26.9	1.06	17.3	0.68	4.0	0.16	(4 Pole)
1462G3	39.6	1.56	35.0	1.38	25.4	1.00	4.0	0.16	(8 Pole)



HEADQUARTERS: 13 Pratts Junction Road, P.O. Box 579, Sterling, MA 01564 T:978-422-3600 F:978-422-3700

EUROPE: Rathealy Road, Fermoy Co. Cork, Ireland T:353-(0)25-32277 F:353-(0)25-32296

ASIA/PACIFIC: IDEAL Anderson Asia Pacific Ltd., Unit 922-928 Topsail Plaza, 11 On Sum Street, Shatin N.T., Hong Kong T:852-2636-0836 F:852-2635-9036

CHINA: IDEAL Anderson Technologies (Shenzhen) Ltd., Block A8 Tantou W. Ind. Par, Songgang Baoan District, Shenzhen, P.R. China 51810 T: 86-755-2768-2118 F: 86-755-2768-2218

TAIWAN: IDEAL Anderson Asia Pacific Ltd., Taiwan Branch, 4F-2, No.116, Dadun 20th St., Situn District, Taichung City 407, Taiwan (R.O.C.) T: 886-4-2310-6451 F:886-4-2310-6460

[www.andersonpower.com](http://www.andersonpower.com)

The PP15/45 Finger Proof is designed specifically for high voltage applications where personal safety is critical. The connector meets the accessibility requirements of UL1977 section 10.2 and is recommended for applications over 50 volts.

Powerpole® connectors provide cost-effective reliability, design flexibility and safety for your products' manufacture, installation and maintenance.

Powerpole® connectors provide 600 Volts continuous, AC or DC operation. Wire sizes range from #10 to #20 AWG (5.3 to .5 mm<sup>2</sup>). Contacts are available in reeled and loose piece, to support production needs from low to high volumes.

### FEATURES

- **Finger proof**


*Minimizes the potential contact with live contacts, per UL 1977 and EN/IEC 60529 condition IP20*

- **Molded-in dovetails**

*Secures individual connectors into "keyed" assemblies which prevents misconnection with similar configurations*

- **Interchangeable genderless design**

*Makes assembly quick, easy and reduces number of parts stocked*



### PRODUCT SPECIFICATIONS

Connector Model	PP15	PP30	PP45	Connector Model	PP15	PP30	PP45
UL Current Rating (Amperes)*	15*	30*	45*	Life			
UL Voltage Ratings (Volts)**	600*	600*	600*	a. No load (Contact/Disconnect Cycles)	To 10,000	To 10,000	To 10,000
Contact Barrel Wire Size (AWG)	#16 - #20	#12 - #16	#10 - #14	b. Under Load (Hot Plug 250 cycles @ 120V)	15A	30A	30A
(mm <sup>2</sup> )	1.3 to .5	3.3 - 1.3	5.3 - 2.1	Avg. Connection/Disconnect (lbf)	3-low detent 5-high detent	3-low detent 5-high detent	3-low detent 5-high detent
Maximum Wire Insulation Diameter (inches)	0.175	0.175	0.175	Operating Temperature Range °C***	-20° to 105°	-20° to 105°	-20° to 105°
(mm)	4.45	4.45	4.45	°F	-4° to 221°	-4° to 221°	-4° to 221°
AVG Contact Resistance* (micro-ohms)	875	600	525	Flammability Rating of Housing Material	UL94 V-0	UL94 V-0	UL94 V-0
Insulation Withstanding Test Voltage (Volts AC/DC)	2200	2200	2200				
Contact Retention Force (lbf)	25	25	35				



\* UL Rated for 65°C largest wire or cable size

\*\* Both AC & DC Voltage

\*\*\* Contact factory for higher temperature rated connectors

### ORDERING INFORMATION

#### Housings Only

Part Number	Description
1327FP	Red housing
1327G5FP	Green housing
1327G6FP	Black housing
1327G7FP	White housing
1327G8FP	Blue housing

#### 15 amp Contacts\*

Part Number	Description	AWG	sq. mm
1332	Individual - LD	16/20	1.3/.52
262G1	Reel - LD	16/20	1.3/.52
269G2	Reel - HD	16/20	1.3/.52
269G2-LPBK	Individual - HD	16/20	1.3/.52
200G2L	Superflex, reel - LD	16/20	1.3/.52
201G2H	Superflex, reel - HD	16/20	1.3/.52

#### 30 amp Contacts\*

Part Number	Description	AWG	sq. mm
1331	Individual - LD	12/16	3.3/1.3
261G1	Reel - LD	12/16	3.3/1.3
269G1-LPBK	Loose piece-bulk - HD	12/16	3.3/1.3
269G1	Reel - HD	12/16	3.3/1.3
200G2L	Superflex, reel - LD	16/20	1.3/.52
201G2H	Superflex, reel - HD	16/20	1.3/.52

#### 45 amp Contacts\*

Part Number	Description	AWG	sq. mm
261G2	Reel, Low Det	10/14	5.3/2.1
269G3	Reel, High Det	10/14	5.3/2.1
261G2-LPBK	Individual	10/14	5.3/2.1
200G1L	Superflex, reel	10/14	5.3/2.1
201G1H	Superflex, reel	10/14	5.3/2.1

#### Accessories

Part Number	Description
1441G1	Female splash boot
1442G1	Male splash boot
110G21	Blok lok, 2 pole
110G12	Blok lok, 4 pole
1399G9	Red mounting wing
1399G8	Blue mounting wing
1399G1	Red short spacer with end hole
1399G2	Red long spacer
1399G6	Red short spacer without hole
1462G1	2 & 4 pole mounting clamp set
1462G2	3 & 6 pole mounting clamp set
1462G3	4 & 8 pole mounting clamp set
110G16	Retaining pins, 1 high block of connectors
110G17	Retaining pins, 2 high block of connectors

\* LD - low detent or HD - high detent

Note: For additional colors please contact customer service

**HEADQUARTERS:** 13 Pratts Junction Road, P.O. Box 579, Sterling, MA 01564 T:978-422-3600 F:978-422-3700

**EUROPE:** Rathealy Road, Fermoy Co. Cork, Ireland T:353-(0)25-32277 F:353-(0)25-32296

**ASIA/PACIFIC:** IDEAL Anderson Asia Pacific Ltd., Unit 922-928 Topsail Plaza, 11 On Sum Street, Shatin N.T., Hong Kong T:852-2636-0836 F:852-2635-9036

**CHINA:** IDEAL Anderson Technologies (Shenzhen) Ltd., Block A8 Tantou W. Ind. Par, Songgang Baoan District, Shenzhen, PR. China 51810 T: 86-755-2768-2118 F: 86-755-2768-2218

**TAIWAN:** IDEAL Anderson Asia Pacific Ltd., Taiwan Branch, 4F.-2, No.116, Dadun 20th St., Situn District, Taichung City 407, Taiwan (R.O.C.) T: 886-4-2310-6451 F:886-4-2310-6460

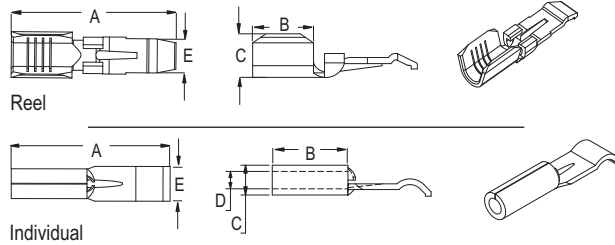
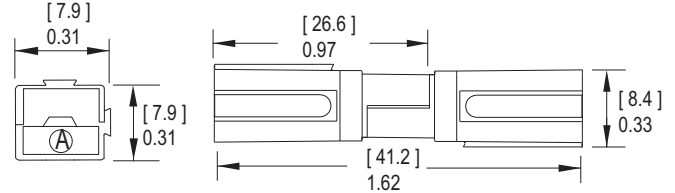
[www.andersonpower.com](http://www.andersonpower.com)

## DIMENSIONS

### Contacts

Part Number	-A-		-B-		-C-		-D-		-E-	
	mm	in.	mm	in.	mm	in.	mm	in.	mm	in.
1332	16.3	0.64	7.8	0.31	3.1	0.12	1.8	0.07	3.6	0.14
1331	16.3	0.64	7.7	0.31	3.7	0.15	2.6	0.10	3.7	0.15
261G1	17.3	0.68	6.4	0.25	4.6	0.18	N/A		3.6	0.14
261G2	17.3	0.68	6.4	0.25	5.1	0.20	N/A		3.6	0.14
261G2-LPBK	17.3	0.68	6.4	0.25	5.1	0.20	N/A		3.6	0.14
262G1	17.2	0.68	6.4	0.25	4.1	0.16	N/A		3.6	0.14
269G1	17.2	0.68	6.4	0.25	4.5	0.18	N/A		3.6	0.14
269G1-LPBK	17.2	0.68	6.4	0.25	4.5	0.18	N/A		3.6	0.14
269G2	17.2	0.68	6.4	0.25	4.1	0.16	N/A		3.6	0.14
269G2-LPBK	17.2	0.68	6.4	0.25	4.1	0.16	N/A		3.6	0.14
269G3	17.2	0.68	6.4	0.25	5.3	0.21	N/A		3.6	0.14
200G2L	17.3	0.68	6.4	0.25	4.1	0.16	N/A		3.6	0.14
201G2H	17.3	0.68	6.4	0.25	4.1	0.16	N/A		3.6	0.14
200G1L	17.3	0.68	6.4	0.25	6.1	0.24	N/A		3.6	0.14
201G1H	17.2	0.68	6.4	0.25	6.1	0.24	N/A		3.6	0.14

### Housing



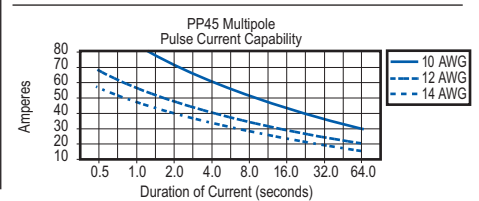
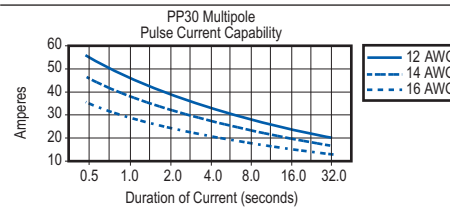
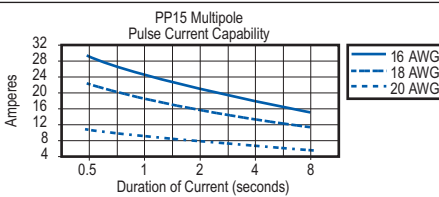
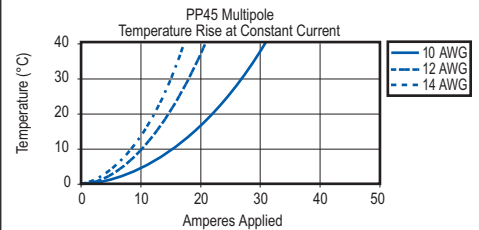
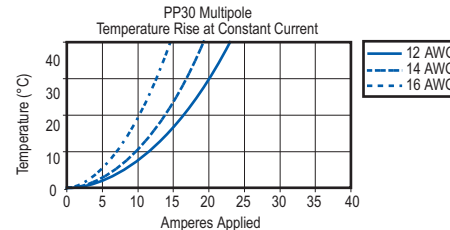
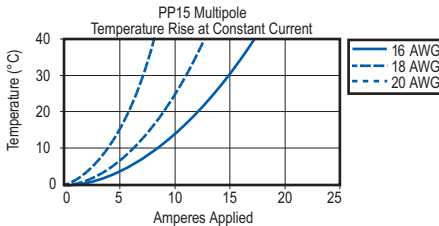
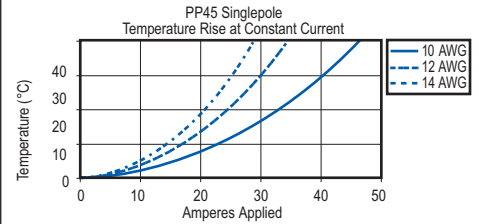
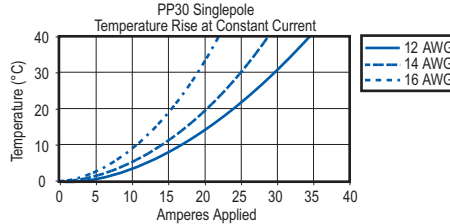
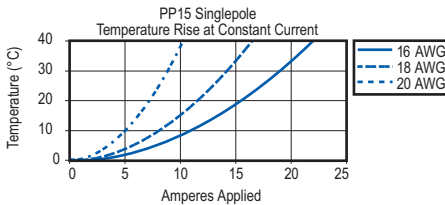
## ORDERING INFORMATION

### Tooling

Part Number	Description
111038G2	Contact insertion/extraction tool
1309G2	Hand tool #12 to #20
1309G5	Hand tool for p/n 200G2L & 201G2H
260G1	Applicator only (110V & 220V)
260G14*	Applicator only (110V & 220V)
260G15*	Applicator only (110V & 220V)
260G18**	Applicator only (110V & 220V)
280G1	Applicator and press (110V, 60Hz)
250G1	Press only (110V, 60Hz)
280G4	Applicator and press (220V, 50Hz)
250G2	Press only (220V, 50Hz)

\* Denotes mini-style applicator for use with existing "K" or "T" press  
 \*\* Denotes mini-style applicator for use with existing "K" or "T" and "G" press

## TEMPERATURE RISE CHARTS



All Data Subject To Change Without Notice

HEADQUARTERS: 13 Pratts Junction Road, P.O. Box 579, Sterling, MA 01564 T:978-422-3600 F:978-422-3700

EUROPE: Rathealy Road, Fermoy Co. Cork, Ireland T:353-(0)25-32277 F:353-(0)25-32296

ASIA/PACIFIC: IDEAL Anderson Asia Pacific Ltd., Unit 922-928 Topsail Plaza, 11 On Sum Street, Shatin N.T., Hong Kong T:852-2636-0836 F:852-2635-9036

CHINA: IDEAL Anderson Technologies (Shenzhen) Ltd., Block A8 Tantou W. Ind. Par, Songgang Baoan District, Shenzhen, P.R. China 51810 T: 86-755-2768-2118 F: 86-755-2768-2218

TAIWAN: IDEAL Anderson Asia Pacific Ltd., Taiwan Branch, 4F-2, No.116, Dadun 20th St., Situn District, Taichung City 407, Taiwan (R.O.C.) T: 886-4-2310-6451 F:886-4-2310-6460

www.andersonpower.com

Powerpole® connectors provide cost-effective reliability, design flexibility and safety for your products' manufacture, installation and maintenance.

The housings are modular and genderless. Powerpole® connectors provide 600 Volts continuous, AC or DC operation. Wire sizes range from #6 to #16 AWG (13.3 to 1.3 mm<sup>2</sup>). Contacts are available in reeled and loose piece designs to support all production needs from engineering prototype, low volume and high volumes products. Low-detent contacts are also offered for low insertion/withdrawal force applications.

## FEATURES

- Flat wiping contact system**  
*Minimal contact resistance at high current, wiping action cleans contact surface during connection/disconnection*
- Colored modular housings**  
*Provides visual identification of proper mating connector*
- Molded-in dovetails**  
*Secures individual connectors into "keyed" assemblies which prevents misconnection with similar configurations*



## PRODUCT SPECIFICATIONS

Connector Model	PP75	Connector Model	PP75
UL Current Rating (Amperes)*	75*	Life	
UL Voltage Ratings (Volts)**	600*	a. No load (Contact/Disconnect Cycles)	To 10,000
Contact Barrel Wire Size (AWG)	#6 to #16	b. Under Load (Hot Plug 250 cycles @ 120V)	50A
(mm)	13.3 to 1.3	Avg. Connection/Disconnect (lbf)	5 - low detent 7 - high detent
Maximum Wire Insulation Diameter (inches)	0.437	Operating Temperature Range °C***	-20° to 105°
(mm)	11.10	°F	-4° to 221°
AVG Contact Resistance* (micro-ohms)	200	Flammability Rating of Housing Material	UL94 V-0
Insulation Withstanding Test Voltage (Volts AC/DC)	2200		
Contact Retention Force (lbf)	50		



\* UL Rated for 75°C largest wire or cable size  
 \*\* Both AC & DC Voltage  
 \*\*\* Contact factory for higher temperature rated connectors

## ORDERING INFORMATION

### Housing & 75 amp Contact

Part Number	Housing Color	Wire AWG	sq. mm
1300	Blue	#6	13.3
1300G2	Green	#6	13.3
1300G3	Red	#6	13.3
1300G4	Black	#6	13.3
1300G5	White	#6	13.3

### 75 amp Contacts\*\*\*

Part Number	Description	Wire AWG	sq. mm
1307	Individual - LD	#6	13.3
5900	Individual - HD	#6	13.3
5914	Individual - HD	#10	5.3
5915	Individual - HD	#10/12	5.3/3.3
5952	Individual - HD	#8	8.4
5953	Individual - LD	#10/12	5.3/3.3
904G1	Set of (2) 5915 Contacts	#10/12	5.3/3.3
903G1	Set of (2) 5900 Contacts	#6	13.3
265G1	Reel, silver - HD	#6/8	13.3/8.4

### contacts continued

Part Number	Description	Wire AWG	sq. mm
265G2*	Reel, silver - HD	#10/12	5.3/3.3
265G3	Reel, silver - LD	#6/8	13.3/8.4
265G4*	Reel, silver - LD	#10/12	5.3/3.3
265G5	Reel, tin - HD	#6/8	13.3/8.4
265G6**	Reel, tin - HD	#10/12	5.3/3.3
265G7	Reel, tin - LD	#6/8	13.3/8.4
265G8**	Reel, tin - LD	#10/12	5.3/3.3
75BBS	75 amp Bus bar contact	N/A	N/A

### Housings Only

Part Number	Description
5916	Blue housing
5916G4	Black housing
5916G5	White housing
5916G6	Green housing
5916G7	Red housing

### Accessories

Part Number	Description
110G18	Retaining Pins, 2 high block of connectors
110G19	Retaining Pins, 1 high block of connectors
1399G20	Mounting wing blue, round hole
1399G7	Mounting wing blue, oval hole
1463G1	2 & 4 pole mounting clamp set
1463G2	3 & 6 pole mounting clamp set
110G57	Lock nut for use with bus bar contact

### Bushings

Part Number	Wire AWG	sq. mm
Use with 5900 or 1307		
5910	#6 to #10/12	13.3 to 5.3/3.3
5912	#6 to #8	13.3 to 8.4
5913	#6 to #14/16	13.3 to 2.1/1.3

\* Using 10/12 AWG wire reduces rating to 50 amps  
 \*\* Using 10/12 AWG wire reduces rating to 40 amps  
 \*\*\* LD - low detent or HD - high detent  
 Note: For additional colors please contact customer service

HEADQUARTERS: 13 Pratts Junction Road, P.O. Box 579, Sterling, MA 01564 T:978-422-3600 F:978-422-3700

EUROPE: Rathealy Road, Fermoy Co. Cork, Ireland T:353-(0)25-32277 F:353-(0)25-32296

ASIA/PACIFIC: IDEAL Anderson Asia Pacific Ltd., Unit 922-928 Topsail Plaza, 11 On Sum Street, Shatin N.T., Hong Kong T:852-2636-0836 F:852-2635-9036

CHINA: IDEAL Anderson Technologies (Shenzhen) Ltd., Block A8 Tantou W. Ind. Par, Songgang Baoan District, Shenzhen, P.R. China 51810 T: 86-755-2768-2118 F: 86-755-2768-2218

TAIWAN: IDEAL Anderson Asia Pacific Ltd., Taiwan Branch, 4F.-2, No.116, Dadun 20th St., Situn District, Taichung City 407, Taiwan (R.O.C.) T: 886-4-2310-6451 F:886-4-2310-6460

[www.andersonpower.com](http://www.andersonpower.com)

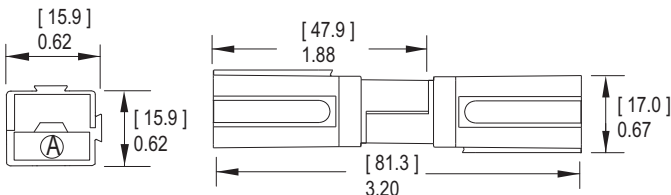
## ORDERING INFORMATION

### Tooling

Part Number	Description
1309G4	Hand tool, #16 to #6
1387G1	Pneumatic tool, #16 to #6
1388G6	- die for #16 to #6 AWG
1388G7	- die for #10 to #12 AWG (5914, 5915 & 5953 contacts)
1389G6	- locator for #16 to #6 AWG
1389G7	- locator for #10 to #12 AWG (5914, 5915 & 5953 contacts)
260G16	Applicator only (110V & 220V)
284G1	Applicator & Press (220V, 50Hz)
250G5	Press only (110V, 60Hz)

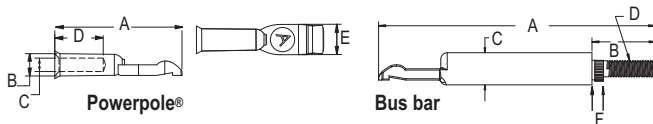
## DIMENSIONS

### Housing



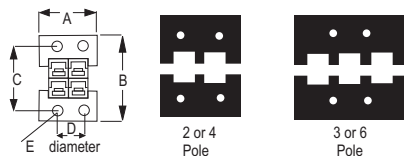
### Contacts

Part Number	-A-	-B-	-C-	-D-	-E-	-F-
	mm in.	mm in.	mm in.	mm in.	mm in.	mm in.
1307	30.0 1.18	7.2 0.28	5.6 0.22	11.4 0.45	7.1 0.28	N/A
5900	30.0 1.18	7.2 0.28	5.6 0.22	11.4 0.45	7.1 0.28	N/A
5914	29.7 1.17	4.8 0.19	3.5 0.14	11.4 0.45	7.1 0.28	N/A
5915	30.0 1.18	7.2 0.28	3.5 0.14	11.4 0.45	7.1 0.28	N/A
5952	30.0 1.18	7.2 0.28	4.7 0.19	11.4 0.45	7.1 0.28	N/A
5953	30.0 1.18	7.2 0.28	3.5 0.14	11.4 0.45	7.1 0.28	N/A
904G1	30.0 1.18	7.2 0.28	3.5 0.14	11.4 0.45	7.1 0.28	N/A
903G1	30.0 1.18	7.2 0.28	5.6 0.22	11.4 0.45	7.1 0.28	N/A
265G1	31.8 1.25	9.1 0.36	9.1 0.36	22.9 0.90	8.1 0.32	N/A
265G2	31.8 1.25	7.4 0.29	6.9 0.27	22.9 0.90	8.1 0.32	N/A
265G3	31.0 1.22	9.1 0.36	9.1 0.36	22.9 0.90	8.1 0.32	N/A
265G4	31.0 1.22	7.4 0.29	6.9 0.27	22.9 0.90	8.1 0.32	N/A
265G5	31.8 1.25	9.1 0.36	9.1 0.36	22.9 0.90	8.1 0.32	N/A
265G6	31.8 1.25	7.4 0.29	6.9 0.27	22.9 0.90	8.1 0.32	N/A
265G7	31.0 1.22	9.1 0.36	9.1 0.36	22.9 0.90	8.1 0.32	N/A
265G8	31.0 1.22	7.4 0.29	6.9 0.27	22.9 0.90	8.1 0.32	N/A
75BBS	69.0 2.70	17.1 0.68	6.9 0.27	#10-24 thd.	1.0 0.04	2.0 0.08



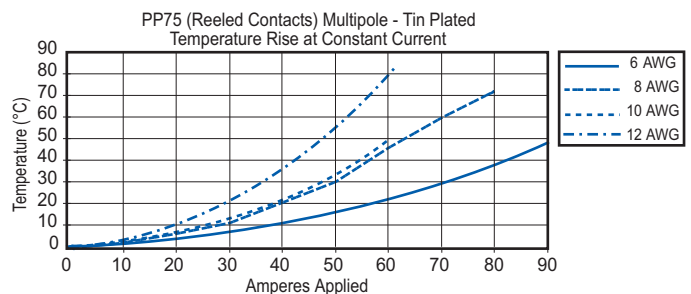
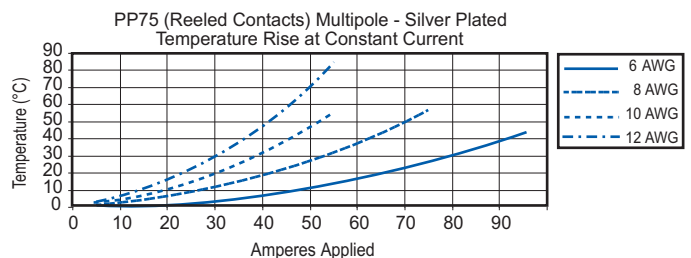
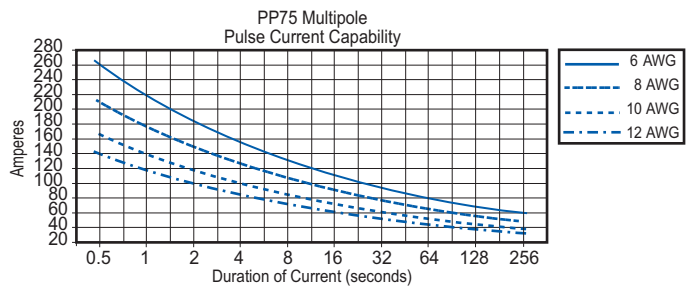
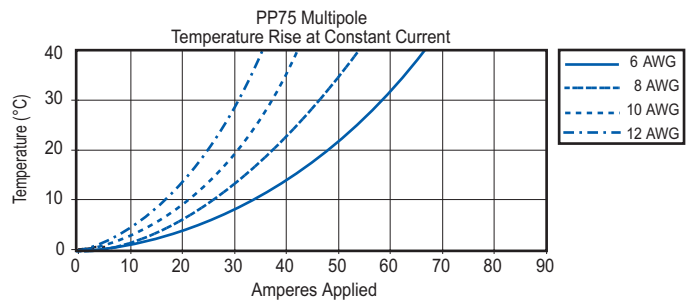
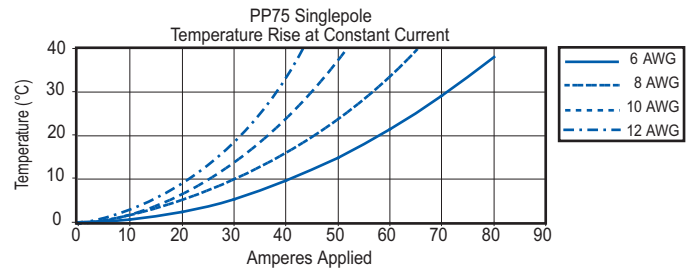
### Mounting Clamps

Part Number	-A-	-B-	-C-	-D-	-E-	Number of Poles
	mm in.	mm in.	mm in.	mm in.	mm in.	
1463G1	41.1 1.62	34.7 1.37	27.1 1.07	31.8 1.25	4.0 0.16	(2 Pole)
1463G1	41.1 1.62	50.7 2.00	43.1 1.70	31.8 1.25	4.0 0.16	(4 Pole)
1463G2	57.2 2.25	34.7 1.37	27.1 1.07	47.6 1.88	4.0 0.16	(3 Pole)
1463G2	57.2 2.25	50.7 2.00	43.1 1.70	47.6 1.88	4.0 0.16	(6 Pole)



All Data Subject To Change Without Notice

## TEMPERATURE RISE CHARTS



HEADQUARTERS: 13 Pratts Junction Road, P.O. Box 579, Sterling, MA 01564 T:978-422-3600 F:978-422-3700

EUROPE: Rathealy Road, Fermoy Co. Cork, Ireland T:353-(0)25-32277 F:353-(0)25-32296

ASIA/PACIFIC: IDEAL Anderson Asia Pacific Ltd., Unit 922-928 Topsail Plaza, 11 On Sum Street, Shatin N.T., Hong Kong T:852-2636-0836 F:852-2635-9036

CHINA: IDEAL Anderson Technologies (Shenzhen) Ltd., Block A8 Tantou W. Ind. Par, Songgang Baoan District, Shenzhen, P.R. China 51810 T: 86-755-2768-2118 F: 86-755-2768-2218

TAIWAN: IDEAL Anderson Asia Pacific Ltd., Taiwan Branch, 4F.-2, No.116, Dadun 20th St., Situn District, Taichung City 407, Taiwan (R.O.C.) T: 886-4-2310-6451 F:886-4-2310-6460

www.andersonpower.com

In addition to all the unique features of our standard PP75 Powerpoles®, we offer a "Locking" version. The locking clips insure that the connector dovetails are attached securely without roll pins, which are required to secure other Powerpole® assemblies. Like our standard Powerpole® housing, the locking PP75 also offers a 600 Volts continuous, AC or DC operation. Wire sizes range from #6 to #16 AWG (13.3 to 1.3 mm<sup>2</sup>). The locking PP75 utilizes the same contacts and crimp tooling as our standard PP75 housing.

## FEATURES

### • Locking dovetail design

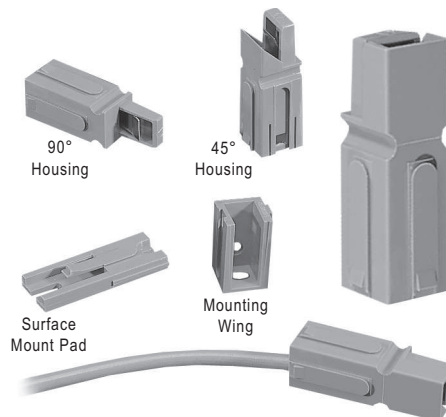
*Provides positive mechanical spring latch, creating lockable/unlockable modules*

### • Horizontal/Vertical mounting wings or surface adaptor

*Eliminates retaining pins, allows horizontal, vertical or direct mounting capability*

### • Molded-in dovetails

*Securely locks modules into multipole configurations*



## PRODUCT SPECIFICATIONS

Connector Model	PP75	Connector Model	PP75
UL Current Rating (Amperes)*	75****	Life	
UL Voltage Ratings (Volts)**	600*	a. No load (Contact/Disconnect Cycles)	To 10,000
Contact Barrel Wire Size (AWG)	#6 to #16	b. Under Load (Hot Plug 250 cycles @ 120V)	50A
(mm)	13.3 to 1.3	Avg. Connection/Disconnect (lbf)	5 - low detent 7 - high detent
Maximum Wire Insulation Diameter (inches)	0.437	Operating Temperature Range °C***	-20° to 105°
(mm)	11.10	°F	-4° to 221°
AVG Contact Resistance* (micro-ohms)	200	Flammability Rating of Housing Material	UL94 V-0
Insulation Withstanding Test Voltage (Volts AC/DC)	2200		
Contact Retention Force (lbf)	50	<p>* UL Rated for 65°C largest wire or cable size  ** Both AC &amp; DC Voltage  *** Contact factory for higher temperature rated connectors  **** For 75°C rated wire or cable size</p>	

## ORDERING INFORMATION

### Housing Only

Part Number	Description
75LOKBLU	Blue housing
75LOKGRA	Gray housing
75LOKBLK	Black housing
75LOKGRN	Green housing
75LOKYEL	Yellow housing
75LOKWHT	White housing
75LOK45BLU	45° locking housing
75LOK90BLU	90° locking housing

### contacts continued

Part Number	Description	Wire	
		AWG	sq. mm
5915	Individual - HD	#10/12	5.3/3.3
5952	Individual - HD	#8	8.4
5953	Individual - LD	#10/12	5.3/3.3
904G1	Set of (2) 5915 Contacts	#10/12	5.3/3.3
903G1	Set of (2) 5900 Contacts	#6	13.3
265G1	Reel, silver - HD	#6/8	13.3/8.4
265G2*	Reel, silver - HD	#10/12	5.3/3.3
265G3	Reel, silver - LD	#6/8	13.3/8.4
265G4*	Reel, silver - LD	#10/12	5.3/3.3
265G5	Reel, tin - HD	#6/8	13.3/8.4
265G6**	Reel, tin - HD	#10/12	5.3/3.3
265G7	Reel, tin - LD	#6/8	13.3/8.4
265G8**	Reel, tin - LD	#10/12	5.3/3.3
75BBS	75 amp bus bar contact	N/A	N/A

### Accessories

Part Number	Description
1463G1	2 & 4 pole mounting clamp set
1463G2	3 & 6 pole mounting clamp set
75 LOKSMTBLU	Surface mounting pad
75LOKWNGBLU	Mounting wing (oval hole)
75LOKWNGBLU-R	Mounting wing (round hole)
110G57	Lock nut for use with bus bar contact

### 75 amp Contacts\*\*\*

Part Number	Description	Wire	
		AWG	sq. mm
1307	Individual - LD	#6	13.3
5900	Individual - HD	#6	13.3
5914	Individual - HD	#10	5.3

\* Using 10/12 AWG wire reduces rating to 50 amps  
\*\* Using 10/12 AWG wire reduces rating to 40 amps  
\*\*\* LD - low detent or HD - high detent  
Note: For additional colors please contact customer service

### Bushings

Part Number	Wire	
	AWG	sq. mm
Use with 5900 or 1307		
5910	#6 to #10/12	13.3 to 5.3/3.3
5912	#6 to #8	13.3 to 8.4
5913	#6 to #14/16	13.3 to 2.1/1.3

HEADQUARTERS: 13 Pratts Junction Road, P.O. Box 579, Sterling, MA 01564 T:978-422-3600 F:978-422-3700

EUROPE: Rathealy Road, Fermoy Co. Cork, Ireland T:353-(0)25-32277 F:353-(0)25-32296

ASIA/PACIFIC: IDEAL Anderson Asia Pacific Ltd., Unit 922-928 Topsail Plaza, 11 On Sum Street, Shatin N.T., Hong Kong T:852-2636-0836 F:852-2635-9036

CHINA: IDEAL Anderson Technologies (Shenzhen) Ltd., Block A8 Tantou W. Ind. Par, Songgang Baoan District, Shenzhen, P.R. China 51810 T: 86-755-2768-2118 F: 86-755-2768-2218

TAIWAN: IDEAL Anderson Asia Pacific Ltd., Taiwan Branch, 4F-2, No.116, Dadun 20th St., Situn District, Taichung City 407, Taiwan (R.O.C.) T: 886-4-2310-6451 F:886-4-2310-6460

[www.andersonpower.com](http://www.andersonpower.com)



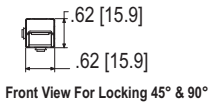
## ORDERING INFORMATION

### Tooling

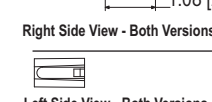
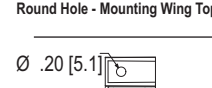
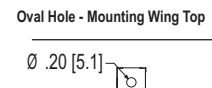
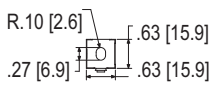
Part Number	Description
1309G4	Hand tool, #16 to #6
1387G1	Pneumatic tool, #16 to #6
1388G6	- die for #16 to #6 AWG
1388G7	- die for #10 to #12 AWG (5914, 5915 & 5953 contacts)
1389G6	- locator for #16 to #6 AWG
1389G7	- locator for #10 to #12 AWG (5914, 5915 & 5953 contacts)
260G16	Applicator only (110V & 220V)
284G1	Applicator & Press (220V, 50Hz)
250G5	Press only (110V, 60Hz)

## DIMENSIONS

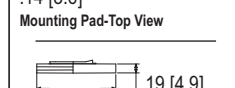
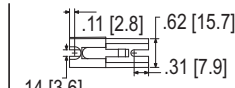
### Housings



### Mounting Wings



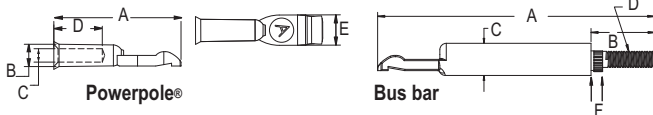
### Surface Mount Pad



\* For disconnect use only

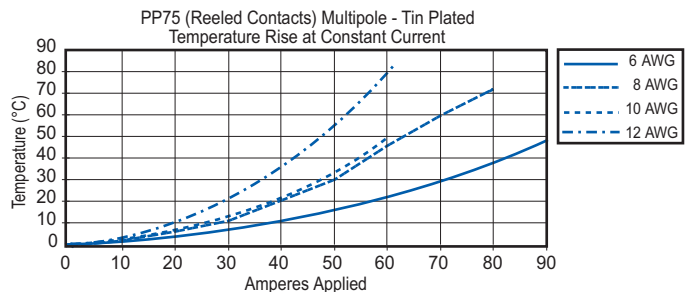
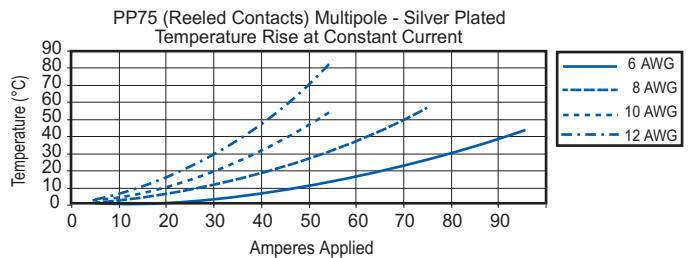
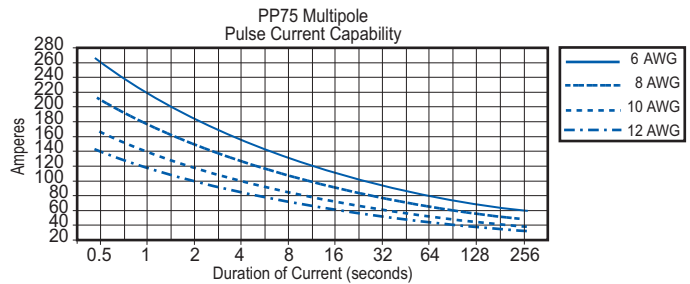
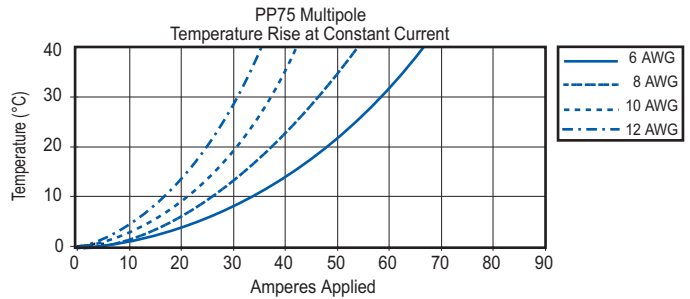
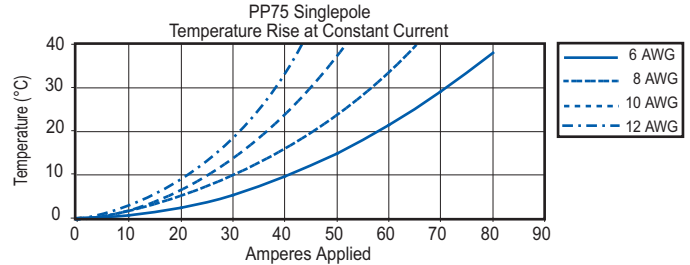
### Contacts

Part Number	-A-		-B-		-C-		-D-		-E-		-F-
	mm	in.	mm	in.	mm	in.	mm	in.	mm	in.	mm in.
1307	30.0	1.18	7.2	0.28	5.6	0.22	11.4	0.45	7.1	0.28	N/A
5900	30.0	1.18	7.2	0.28	5.6	0.22	11.4	0.45	7.1	0.28	N/A
5914	29.7	1.17	4.8	0.19	3.5	0.14	11.4	0.45	7.1	0.28	N/A
5915	30.0	1.18	7.2	0.28	3.5	0.14	11.4	0.45	7.1	0.28	N/A
5952	30.0	1.18	7.2	0.28	4.7	0.19	11.4	0.45	7.1	0.28	N/A
5953	30.0	1.18	7.2	0.28	3.5	0.14	11.4	0.45	7.1	0.28	N/A
904G1	30.0	1.18	7.2	0.28	3.5	0.14	11.4	0.45	7.1	0.28	N/A
903G1	30.0	1.18	7.2	0.28	5.6	0.22	11.4	0.45	7.1	0.28	N/A
265G1	31.8	1.25	9.1	0.36	9.1	0.36	22.9	0.90	8.1	0.32	N/A
265G2	31.8	1.25	7.4	0.29	6.9	0.27	22.9	0.90	8.1	0.32	N/A
265G3	31.0	1.22	9.1	0.36	9.1	0.36	22.9	0.90	8.1	0.32	N/A
265G4	31.0	1.22	7.4	0.29	6.9	0.27	22.9	0.90	8.1	0.32	N/A
265G5	31.8	1.25	9.1	0.36	9.1	0.36	22.9	0.90	8.1	0.32	N/A
265G6	31.8	1.25	7.4	0.29	6.9	0.27	22.9	0.90	8.1	0.32	N/A
265G7	31.0	1.22	9.1	0.36	9.1	0.36	22.9	0.90	8.1	0.32	N/A
265G8	31.0	1.22	7.4	0.29	6.9	0.27	22.9	0.90	8.1	0.32	N/A
75BBS	69.0	2.70	17.1	0.68	6.9	0.27	#10-24 thd.	1.0	0.04	2.0	0.08



\* See Bus Bar layout and mounting table on page 47

## TEMPERATURE RISE CHARTS



All Data Subject To Change Without Notice

HEADQUARTERS: 13 Pratts Junction Road, P.O. Box 579, Sterling, MA 01564 T:978-422-3600 F:978-422-3700

EUROPE: Rathealy Road, Fermoy Co. Cork, Ireland T:353-(0)25-32277 F:353-(0)25-32296

ASIA/PACIFIC: IDEAL Anderson Asia Pacific Ltd., Unit 922-928 Topsail Plaza, 11 On Sum Street, Shatin N.T., Hong Kong T:852-2636-0836 F:852-2635-9036

CHINA: IDEAL Anderson Technologies (Shenzhen) Ltd., Block A8 Tantou W. Ind. Par, Songgang Baoan District, Shenzhen, P.R. China 51810 T: 86-755-2768-2118 F: 86-755-2768-2218

TAIWAN: IDEAL Anderson Asia Pacific Ltd., Taiwan Branch, 4F-2, No.116, Dadun 20th St., Situn District, Taichung City 407, Taiwan (R.O.C.) T: 886-4-2310-6451 F:886-4-2310-6460


www.andersonpower.com

Powerpole® connectors provide cost-effective reliability, design flexibility and safety for your products' manufacture, installation and maintenance. Powerpoles are stackable and color-coded for easy customization into multipole blocks.

The housings are modular and genderless. Powerpole® connectors provide 600 Volts continuous AC or DC operation. Wire sizes range from #2 to #8 AWG (33.6 to 8.4 mm<sup>2</sup>).

## FEATURES

- Flat wiping contact system**  
*Minimal contact resistance at high current, wiping action cleans contact surface during connection/disconnection*
- Colored modular housings**  
*Provides visual identification of proper mating connector*
- Molded-in dovetails**  
*Secures individual connectors into "keyed" assemblies which prevents misconnection with similar configurations*



## PRODUCT SPECIFICATIONS

Connector Model	PP120	Connector Model	PP120
UL Current Rating (Amperes)*	120*	Life	
UL Voltage Ratings (Volts)**	600*	a. No load (Contact/Disconnect Cycles)	To 10,000
Contact Barrel Wire Size (AWG)	#2 to #8	b. Under Load (Hot Plug 250 cycles @ 120V)	60A
(mm <sup>2</sup> )	33.6 to 8.4	Avg. Connection/Disconnect (lbf)	8
Maximum Wire Insulation Diameter (inches)	0.600	Operating Temperature Range °C***	-20° to 105°
(mm)	15.24	°F	-4° to 221°
AVG Contact Resistance* (micro-ohms)	136	Flammability Rating of Housing Material	UL94 V-0
Insulation Withstanding Test Voltage (Volts AC/DC)	2200		
Contact Retention Force (lbf)	100		



\* UL Rated for 65°C largest wire or cable size

\*\* Both AC & DC Voltage

\*\*\* Contact factory for higher temperature rated connectors

## ORDERING INFORMATION

### Housing & 120 amp Contact

Part Number	Housing Color	Wire	
		AWG	sq. mm
1320	Blue	#2	33.6
1320G1	Black	#2	33.6
1320G2	White	#2	33.6
1320G3	Red	#2	33.6
1320G4	Green	#2	33.6

### 120 amp Contacts

Part Number	Description	Wire	
		AWG	sq. mm
1319	Individual	#2	33.6
1319G4	Individual	#4	21.2
1319G6	Individual	#6	13.3

### Housings Only

Part Number	Description
1321	Blue housing
1321G1	Black housing
1321G2	White housing
1321G3	Red housing
1321G4	Green housing

### Bushings

Part Number	Description	Wire	
		AWG	sq. mm
5919	Use with 1319	#2 to #4	33.6/21.2
5920	Use with 1319	#2 to #6	33.6/13.3
5921	Use with 1319	#2 to #8	33.6/8.4

### Accessories

Part Number	Description
110G20	Retaining Pins, 2 high block of connectors
110G19	Retaining Pins, 1 high block of connectors

### Tooling

Part Number	Description
1368	Hydraulic tool, #2 to #8
1387G1	Pneumatic tool, #2 to #8
1388G4	- die for #2 to #8
1389G4	- locator #2 to #8

Note: For additional colors please contact customer service

HEADQUARTERS: 13 Pratts Junction Road, P.O. Box 579, Sterling, MA 01564 T:978-422-3600 F:978-422-3700

EUROPE: Rathealy Road, Fermoy Co. Cork, Ireland T:353-(0)25-32277 F:353-(0)25-32296

ASIA/PACIFIC: IDEAL Anderson Asia Pacific Ltd., Unit 922-928 Topsail Plaza, 11 On Sum Street, Shatin N.T., Hong Kong T:852-2636-0836 F:852-2635-9036

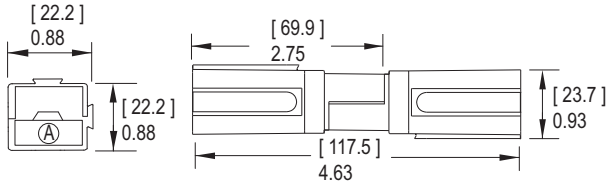
CHINA: IDEAL Anderson Technologies (Shenzhen) Ltd., Block A8 Tantou W. Ind. Par, Songgang Baoan District, Shenzhen, P.R. China 51810 T: 86-755-2768-2118 F: 86-755-2768-2218

TAIWAN: IDEAL Anderson Asia Pacific Ltd., Taiwan Branch, 4F.-2, No.116, Dadun 20th St., Situn District, Taichung City 407, Taiwan (R.O.C.) T: 886-4-2310-6451 F:886-4-2310-6460

[www.andersonpower.com](http://www.andersonpower.com)

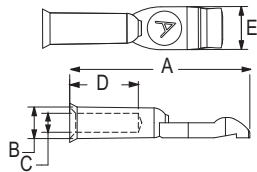
## DIMENSIONS

### Housing



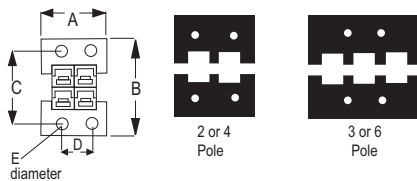
### Contact

Part Number	-A-		-B-		-C-		-D-		-E-	
	mm	in.	mm	in.	mm	in.	mm	in.	mm	in.
1319	50.8	2.00	11.1	0.44	8.7	0.34	21.6	0.85	10.4	0.41
1319G4	50.8	2.00	11.1	0.44	7.5	0.30	21.6	0.85	10.4	0.41
1319G6	50.8	2.00	11.1	0.44	5.6	0.22	21.6	0.85	10.4	0.41



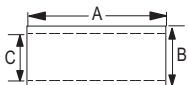
### Mounting Clamps

Part Number	-A-		-B-		-C-		-D-		-E-		Number of Poles
	mm	in.	mm	in.	mm	in.	mm	in.	mm	in.	
1464G1	60.5	2.38	47.7	1.88	38.1	1.50	44.5	1.75	4.0	0.16	(2 Pole)
1464G1	60.5	2.38	70.0	2.75	60.3	2.37	44.5	1.75	4.0	0.16	(4 Pole)
1464G2	82.6	3.25	47.7	1.88	38.1	1.50	66.7	2.63	4.0	0.16	(3 Pole)
1464G2	82.6	3.25	70.0	2.75	60.3	2.37	66.7	2.63	4.0	0.16	(6 Pole)

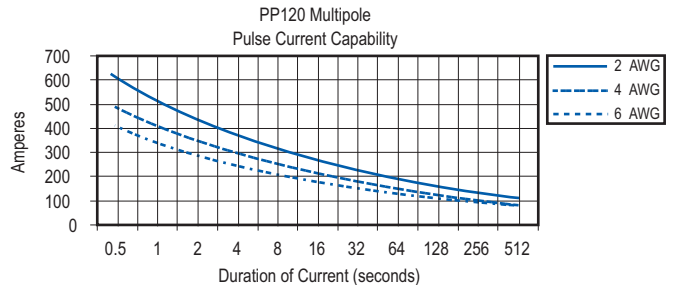
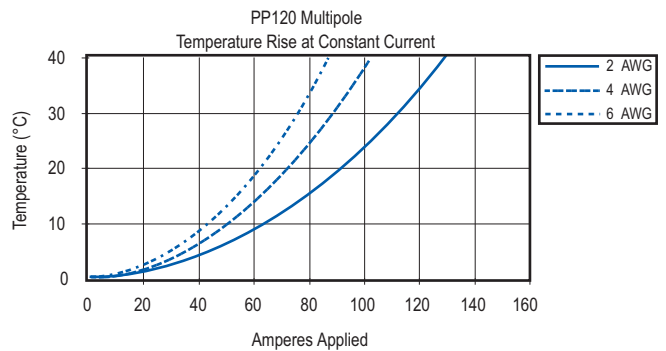
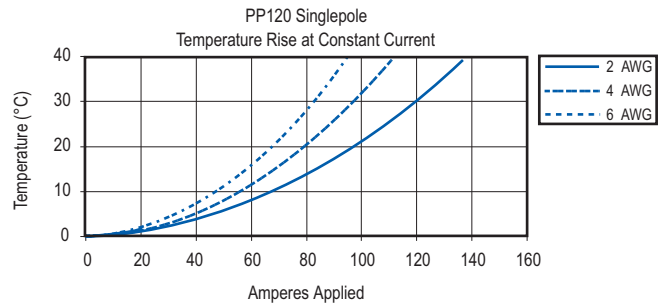


### Bushings - (for use with 1319 contacts)

Part Number	Reduces From	-A-	-B-	-C-	
		mm	in.	mm	in.
5919	#2 to #4 AWG	21.4	.84	8.4	.33
5920	#2 to #6 AWG	21.4	.84	8.4	.33
5921	#2 to #8 AWG	21.4	.84	8.4	.33



## TEMPERATURE RISE CHARTS



Powerpole® connectors provide cost-effective reliability, design flexibility and safety for your products' manufacture, installation and maintenance. Powerpoles are stackable and color-coded for easy customization into multipole blocks.

The housings are modular and genderless. Powerpole® connectors provide 600 Volts continuous, AC or DC operation. Wire sizes range from #1/0 to #10 AWG (53.5 to 5.3 mm<sup>2</sup>).

## FEATURES

- Flat wiping contact system**  
*Minimal contact resistance at high current, wiping action cleans contact surface during connection/disconnection*
- Colored modular housings**  
*Provides visual identification of proper mating connector*
- Molded-in dovetails**  
*Secures individual connectors into "keyed" assemblies which prevents misconnection with similar configurations*



## PRODUCT SPECIFICATIONS

Connector Model	PP180	Connector Model	PP180
UL Current Rating (Amperes)*	180*	Life	
UL Voltage Ratings (Volts)**	600*	a. No load (Contact/Disconnect Cycles)	To 10,000
Contact Barrel Wire Size (AWG)	1/0 to #10	b. Under Load (Hot Plug 250 cycles @ 120V)	75A
(mm <sup>2</sup> )	53.5 to 5.3	Avg. Connection/Disconnect (lbf)	20
Maximum Wire Insulation Diameter (inches)	0.900	Operating Temperature Range °C***	-20° to 105°
(mm)	22.86	°F	-4° to 221°
AVG Contact Resistance* (micro-ohms)	100	Flammability Rating of Housing Material	UL94 V-0
Insulation Withstanding Test Voltage (Volts AC/DC)	2200		
Contact Retention Force (lbf)	170		



\* UL Rated for 65°C largest wire or cable size

\*\* Both AC & DC Voltage

\*\*\* Contact factory for higher temperature rated connectors

## ORDERING INFORMATION

### Housing & 180 amp Contact

Part Number	Housing Color	Wire	
		AWG	sq. mm
1380	Blue	1/0	53.5
1380G1	Black	1/0	53.5
1380G2	White	1/0	53.5
1380G3	Red	1/0	53.5
1380G4	Green	1/0	53.5

### 180 amp Contacts

Part Number	Description	Wire	
		AWG	sq. mm
1347	Individual	#1	42.4
1348*	Individual	#6	13.3
1382	Individual	1/0	53.5
1383	Individual	#2	33.6
1384	Individual	#4	21.2
180BBS	Bus bar contact	NA	NA

\* thin wall contact

### Housings Only

Part Number	Description
1381	Blue housing
1381G1	Black housing
1381G2	White housing
1381G3	Red housing
1381G4	Green housing

### Bushings

Part Number	Description	Wire	
		AWG	sq. mm
5648	Use with 1382	1/0 to #10	53.5/5.1
5663	Use with 1382	1/0 to #6	53.5/13.3
5687	Use with 1382	1/0 to #1	53.5/42.4
5690	Use with 1382	1/0 to #2	53.5/33.6
5693	Use with 1382	1/0 to #4	53.5/21.2

### Accessories

Part Number	Description
110G18	Retaining Pins, 1 high block of connectors
110G20	Retaining Pins, 2 high block of connectors
10G56	Keys nut for use with Bus bar contact
1465G1	2 & 4 pole mounting clamp set
1465G2	3 & 6 pole mounting clamp set

### Tooling

Part Number	Description
1368	Hydraulic tool
1387G1	Pneumatic tool, #10 to 1/0
1388G3	- die for #10 to 1/0
1388G5	- die for #4 (1382 contact)
1389G3	- locator for #10 to 1/0
1389G5	- locator for #4 (1382 contact)

Note: For additional colors please contact customer service

HEADQUARTERS: 13 Pratts Junction Road, P.O. Box 579, Sterling, MA 01564 T:978-422-3600 F:978-422-3700

EUROPE: Rathealy Road, Fermoy Co. Cork, Ireland T:353-(0)25-32277 F:353-(0)25-32296

ASIA/PACIFIC: IDEAL Anderson Asia Pacific Ltd., Unit 922-928 Topsail Plaza, 11 On Sum Street, Shatin N.T., Hong Kong T:852-2636-0836 F:852-2635-9036

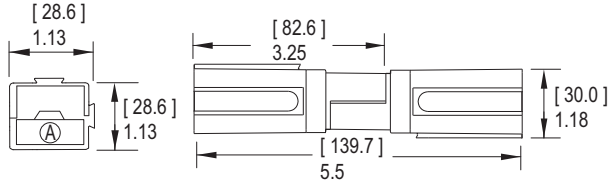
CHINA: IDEAL Anderson Technologies (Shenzhen) Ltd., Block A8 Tantou W. Ind. Par, Songgang Baoan District, Shenzhen, P.R. China 51810 T: 86-755-2768-2118 F: 86-755-2768-2218

TAIWAN: IDEAL Anderson Asia Pacific Ltd., Taiwan Branch, 4F-2, No.116, Dadun 20th St., Situn District, Taichung City 407, Taiwan (R.O.C.) T: 886-4-2310-6451 F:886-4-2310-6460

[www.andersonpower.com](http://www.andersonpower.com)

## DIMENSIONS

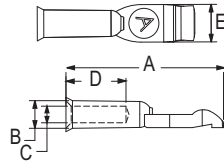
### Housing



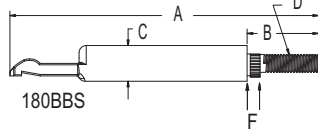
### Contacts

Part Number	-A-	-B-	-C-	-D-	-E-	-F-
	mm in.	mm in.	mm in.	mm in.	mm in.	mm in.
1347	59.8 2.35	13.0 0.51	9.9 0.39	26.4 1.04	12.7 0.50	N/A
1348	53.3 2.10	9.3 0.37	5.6 0.22	20.3 0.80	12.7 0.50	N/A
1382	59.6 2.35	13.1 0.52	11.2 0.44	27.2 1.07	12.7 0.50	N/A
1383	59.7 2.35	13.2 0.52	N/A	N/A	12.7 0.50	N/A
1384	59.7 2.35	13.0 0.51	7.5 0.30	26.4 1.04	12.7 0.50	N/A
180BBS	109.7 4.3	25.4 1.0	2.7 0.50	N/A ¼-20	N/A	4.6 0.18

### Powerpole®

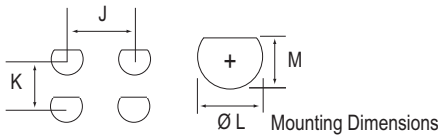


### Bus bar



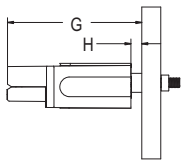
### Bus Bar Layout

Part Number	-J-	-K-	-L-	-M-
	mm in.	mm in.	mm in.	mm in.
180BBS	26.8 1.05	26.8(min) 1.05(min)	9.53 0.375	3.43 0.135

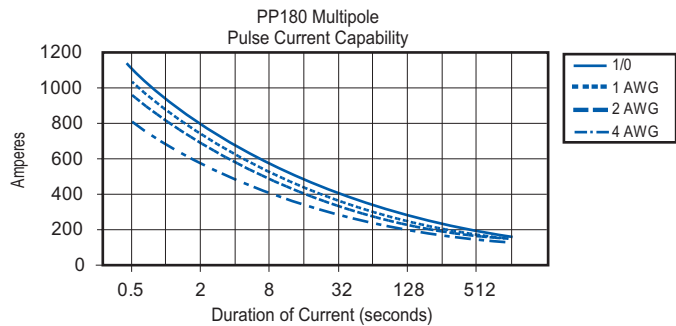
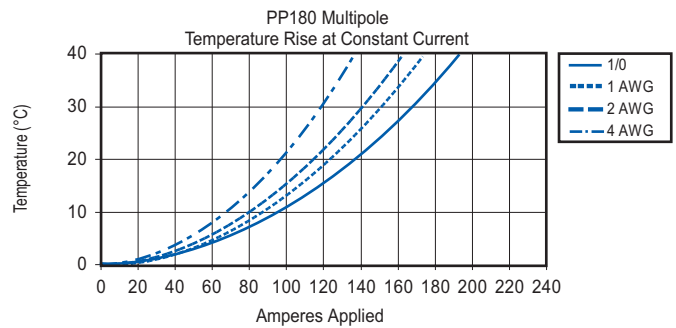
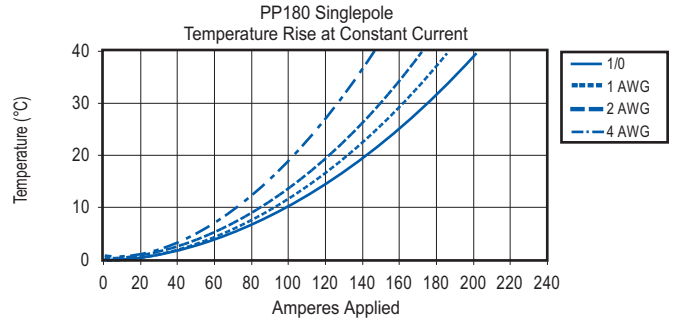


### Bus bar Mounting Table

Series	-G-	-H-
	mm in.	mm in.
PP180	89.8 3.5 ref	3.9 0.2 ref



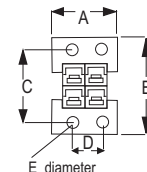
## TEMPERATURE RISE CHARTS



## Mounting Clamps

Part Number	-A-	-B-	-C-	-D-
	mm in.	mm in.	mm in.	mm in.
1465G1	71.4 2.81	55.7 2.19	43.0 1.69	28.6 1.13
1465G1	71.4 2.81	84.4 3.32	71.7 2.82	28.6 1.13
1465G2	100.8 3.97	55.7 2.19	43.0 1.69	57.2 2.25
1465G2	100.8 3.97	84.4 3.32	71.7 2.82	57.2 2.25

Part Number	-E-	Number of Poles
1465G1	4.8 0.19	(2 Pole)
1465G1	4.8 0.19	(4 Pole)
1465G2	4.8 0.19	(3 Pole)
1465G2	4.8 0.19	(6 Pole)





## Connector Notes

---

---

---

---

---

---

---

---

For customer drawings, assembly instructions and individual data sheets, please visit [www.andersonpower.com](http://www.andersonpower.com).

**HEADQUARTERS:** 13 Pratts Junction Road, P.O. Box 579, Sterling, MA 01564 T:978-422-3600 F:978-422-3700

**EUROPE:** Rathealy Road, Fermoy Co. Cork, Ireland T:353-(0)25-32277 F:353-(0)25-32296

**ASIA/PACIFIC:** IDEAL Anderson Asia Pacific Ltd., Unit 922-928 Topsail Plaza, 11 On Sum Street, Shatin N.T., Hong Kong T:852-2636-0836 F:852-2635-9036


**CHINA:** IDEAL Anderson Technologies (Shenzhen) Ltd., Block A8 Tantou W. Ind. Par, Songgang Baoan District, Shenzhen, P.R. China 51810 T: 86-755-2768-2118 F: 86-755-2768-2218

**TAIWAN:** IDEAL Anderson Asia Pacific Ltd., Taiwan Branch, 4F.-2, No.116, Dadun 20th St., Situn District, Taichung City 407, Taiwan (R.O.C.) T: 886-4-2310-6451 F:886-4-2310-6460

**[www.andersonpower.com](http://www.andersonpower.com)**

## FEATURES

- **Vertical and right angle terminations**  
*Allows for design flexibility*
- **Tin plated copper contacts**  
*Minimal contact resistance at high currents*
- **Fits standard housing & accessories**  
*Allows for configurations that can be color coded & polarized*
- **Two right angle stacking bends**  
*Allows two rows parallel stacking of connectors on the PCB*
- **Quick disconnect**  
*Avoids the need for unfastening ring type terminals*
- **Snap-On interface**  
*Ensures foolproof assembly and proper connection*
- **Vertical mini-powerclaw UL rated**  
*For current interruption (hot-plug) so that equipment can be hot swapped*
- **Anti-static packaging**  
*Meets electronics industry PCB requirements*
- **Vacuum packaging**  
*Prevents tarnishing of contacts during shelf life*



## PRODUCT RANGE

UL Current Rating (Amperes)*	25 to 55
UL Voltage Ratings (Volts)	600
Housing Material	Polycarbonate
Contact Material	Copper Alloy
Contact Plating	Tin or Silver
Mating/Unmating Forces	2 to 15 lbf.
Suggested Board Thickness	0.093 to 0.150" max.
Operating Temperature Range °C**	-20° to 105°
°F	-4° to 221°
Flammability Rating of Housing Material	UL94 V-0



\* See Temperature Rise Chart

\*\* Contact factory for higher temperature rated connectors

## PRODUCT INFORMATION

The printed circuit board (PCB) contact series, when utilized with the Powerpole® 15/45, PP75 and SB@50 connector housings, provides a reliable wire to printed circuit board connection. It's rated at 25 to 55 amps, 600 volts, AC/DC. This contact is available in both straight (vertical) and right angle (horizontal) terminations for perpendicular and parallel mounting.

The innovative design of our PCB family of connectors for the power electronics market makes connecting and disconnecting a snap, enabling safe and convenient "hot swapping" during equipment maintenance without the need to power down. Compact and robust, they're rated at 55 amps for singlepole and 50 amps for blocked connections.

Our mini horizontal and vertical PCB contacts offer the same high current capacity as our original, while providing the design engineer more options when board real estate is at a minimum.

\* Contact factory for ratings



Powerpole® 1327,  
1345 and 1330 series



CSA Certified  
File No. LR25154



File No. E26226

PCB: Patent No. 5,458,510

All Data Subject To Change Without Notice

**HEADQUARTERS:** 13 Pratts Junction Road, P.O. Box 579, Sterling, MA 01564 T:978-422-3600 F:978-422-3700

**EUROPE:** Rathealy Road, Fermoy Co. Cork, Ireland T:353-(0)25-32277 F:353-(0)25-32296

**ASIA/PACIFIC:** IDEAL Anderson Asia Pacific Ltd., Unit 922-928 Topsail Plaza, 11 On Sum Street, Shatin N.T., Hong Kong T:852-2636-0836 F:852-2635-9036

**CHINA:** IDEAL Anderson Technologies (Shenzhen) Ltd., Block A8 Tantou W. Ind. Par, Songgang Baoan District, Shenzhen, P.R. China 51810 T: 86-755-2768-2118 F: 86-755-2768-2218

**TAIWAN:** IDEAL Anderson Asia Pacific Ltd., Taiwan Branch, 4F.-2, No.116, Dadun 20th St., Situn District, Taichung City 407, Taiwan (R.O.C.) T: 886-4-2310-6451 F:886-4-2310-6460

[www.andersonpower.com](http://www.andersonpower.com)

Anderson Power Products® printed circuit board (PCB) contact series, when utilized with the Powerpole® 15/45 connector housings, provides a reliable wire to printed circuit board connection. They are rated at 25 amps, 600 volts, AC/DC. This contact is available in both straight and right angle terminations for perpendicular and parallel mounting and is ideal for all applications that require high current connections to the PCB.

## FEATURES

- **Straight & right angle terminals**

*Flexibility of parallel or perpendicular mounting to the PCB*

- **Tin plated copper contacts**


*Minimal contact resistance at high currents*

- **Fits standard housing & accessories**

*Allows for configurations that can be color coded & polarized*

- **Two level right angle contacts**

*Dual level right angle powerpole assemblies provide high power density*



## PRODUCT SPECIFICATIONS

Connector Model	25A PCB	PCB traces	See temperature curve or contact the factory
Current rating for a single mated pair	25 amps *	Housing material	Polycarbonate 94 V-0(Max. op. temp. = 105°C / 221°F)
Maximum operating voltage AC/DC	600 volts		Operating temp. = ambient temp. + temp. rise at current
Contact material	Tin plated copper alloy		
PCB hole (inches)	.070 hole		
PCB hole (mm)	1.80		



\* See Temperature Rise Chart. Based on 0.002 in<sup>2</sup> copper foil on PCB & 12AWG wire cross-section.

## ORDERING INFORMATION

### 25 amp Right Angle PCB Contact\*

Part Number	Description	Contact Length in.	sq. mm
1377G1	Right Angle - LD	0.70	17.8
1377G2	Right Angle - LD	0.40	10.2
1377G11	Right Angle - LD	0.70	17.8
1377G12	Right Angle - LD	0.40	10.2
1377G14	Right Angle - LD	0.18	4.6
1377G15	Right Angle - LD	1.02	25.9
1377G16	Right Angle - LD	0.72	18.3
1377G17	Right Angle - LD	0.88	22.4
1377G18	Right Angle - LD	0.58	14.7
1317G1	Right Angle - HD	0.70	17.8
1317G2	Right Angle - HD	0.40	10.2
1317G11	Right Angle - HD	0.70	17.8
1317G14	Right Angle - HD	0.18	4.6
1317G15	Right Angle - HD	1.02	25.9
1317G16	Right Angle - HD	0.72	18.3
1317G17	Right Angle - HD	0.88	22.4
1317G18	Right Angle - HD	0.58	14.7

### 25 amp Straight PCB Contact\*

Part Number	Description	Contact Length in.	sq. mm
1377G3	Straight Terminal - LD	2.16	54.9
1377G4	Straight Terminal - LD	1.7	43.2
1377G13	Straight Terminal - LD	1.11	28.2
1317G3	Straight Terminal - HD	2.16	54.9
1317G4	Straight Terminal - HD	2.16	43.2
1317G13	Straight Terminal - HD	1.11	28.2

### Housings Only

Part Number	Description
1327	Red housing
1327G5	Green housing
1327G6	Black housing
1327G7	White housing
1327G8	Blue housing
1327G16	Yellow housing

### housings only continued

Part Number	Description
1327G17	Orange housing
1327G18	Gray housing
1327G21	Brown housing
1327G22	Pink housing
1327G23	Purple housing

### Accessories

Part Number	Description
1399G9	Red mounting wing
1399G8	Blue mounting wing
1399G1**	Red short spacer with end hole
1399G2**	Red long spacer
1399G6**	Red short spacer without hole
110G68	PP15/45 retention clip
114555P1	Staple 1x1 (H x W)
114555P2	Staple 1x2 (H x W)
114555P3	Staple 1x3 (H x W)
114555P7	Staple 1x4 (H x W)
114555P8	Staple 1x6 (H x W)
114555P5	Staple 2x1 (H x W)
114555P6	Staple 2x2 (H x W)
114555P9	Staple 2x2 - long (H x W)

\* LD - low detent or HD - high detent

\*\* Contact customer service for additional colors

Note: For additional colors please contact customer service. For finger proof housings see page 18.

**HEADQUARTERS:** 13 Pratts Junction Road, P.O. Box 579, Sterling, MA 01564 T:978-422-3600 F:978-422-3700

**EUROPE:** Rathealy Road, Fermoy Co. Cork, Ireland T:353-(0)25-32277 F:353-(0)25-32296

**ASIA/PACIFIC:** IDEAL Anderson Asia Pacific Ltd., Unit 922-928 Topsail Plaza, 11 On Sum Street, Shatin N.T., Hong Kong T:852-2636-0836 F:852-2635-9036

**CHINA:** IDEAL Anderson Technologies (Shenzhen) Ltd., Block A8 Tantou W. Ind. Par, Songgang Baoan District, Shenzhen, P.R. China 51810 T: 86-755-2768-2118 F: 86-755-2768-2218

**TAIWAN:** IDEAL Anderson Asia Pacific Ltd., Taiwan Branch, 4F.-2, No.116, Dadun 20th St., Situn District, Taichung City 407, Taiwan (R.O.C.) T: 886-4-2310-6451 F:886-4-2310-6460

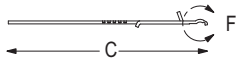
[www.andersonpower.com](http://www.andersonpower.com)



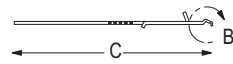
## DIMENSIONS

### Straight Terminals

Part Number	-C-		-E-	
	mm	in.	mm	in.
1377G3	54.9	2.16	56.4	2.22
1377G4	43.2	1.70	44.7	1.76
1317G3	54.9	2.16	56.4	2.22
1317G4	43.2	2.16	44.7	1.76
1377G13	28.2	1.11	29.7	1.17
1317G13	28.2	1.11	29.7	1.17



Low Detent Contact, Straight Terminal



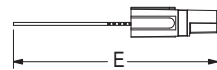
High Detent Contact, Straight Terminal



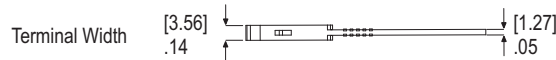
Low Detent Contact, Bent or Straight



High Detent Contact, Bent or Straight

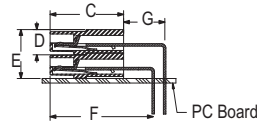
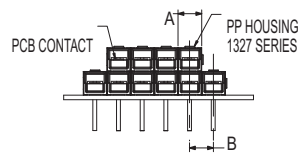


Straight Terminal Inside a Housing

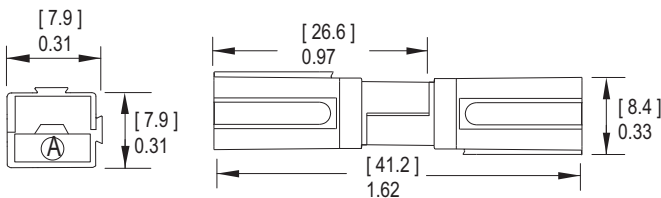


### PCB Center Line

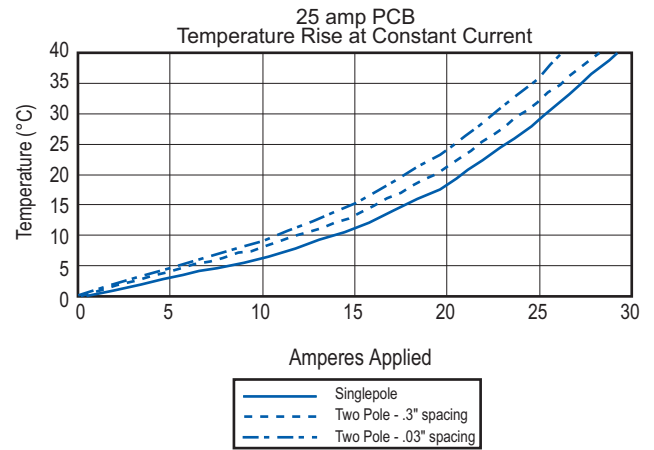
-A-	-B-	-C-	-D-	-E-	-F-	-G-
mm in.	mm in.	mm in.	mm in.	mm in.	mm in.	mm in.
7.9 .31	7.9 .31	24.7 .97	8.4 .33	16.3 .64	34.5 1.36	13.7 .54



### Housing



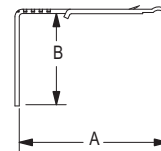
## TEMPERATURE RISE CHART



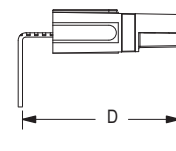
Note: Based on 0.002 in<sup>2</sup> copper foil on PCB & 12AWG wire cross-section.

### Right Angle Contacts

Part Number	-A-		-B-		-D-	
	mm	in.	mm	in.	mm	in.
1377G1	36.8	1.46	17.8	0.70	38.6	1.52
1377G2	33.0	1.30	10.2	0.40	34.5	1.36
1377G11	29.0	1.14	17.8	0.70	30.7	1.21
1377G12	24.2	0.95	10.2	0.40	25.7	1.01
1377G14	33.0	1.30	4.6	0.18	34.5	1.36
1377G15	29.0	1.14	25.9	1.02	30.7	1.21
1377G16	24.1	0.95	18.3	0.72	25.4	1.00
1377G17	29.0	1.14	22.4	0.88	30.7	1.21
1377G18	25.4	1.00	14.7	0.58	27.2	1.07
1317G1	36.8	1.46	17.8	0.70	38.6	1.52
1317G2	33.0	1.30	10.2	0.40	34.5	1.36
1317G11	29.0	1.14	17.8	0.70	30.7	1.21
1317G14	33.0	1.30	4.6	0.18	34.5	1.36
1317G15	29.0	1.14	25.9	1.02	30.7	1.21
1317G16	24.1	0.95	18.3	0.72	25.4	1.00
1317G17	29.0	1.14	22.4	0.88	30.7	1.21
1317G18	25.4	1.00	14.7	0.58	27.2	1.07



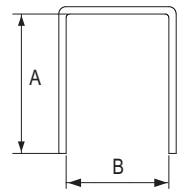
Right Angle Contact Without a Housing



Right Angle Contact With a Housing

### Staple

Part Number	H x W	-A-		-B-	
		mm	in.	mm	in.
114555P1	1x1	12.0	0.472	6.0	0.236
114555P2	1x2	12.0	0.472	13.5	0.531
114555P3	1x3	12.0	0.472	21.5	0.846
114555P7	1x4	12.0	0.472	29.5	1.161
114555P8	1x6	12.0	0.472	45.5	1.791
114555P5	2x1	20.0	0.787	6.0	0.236
114555P6	2x2	20.0	0.787	13.5	0.531
114555P9	2x2 (long)	23.0	0.905	13.5	0.531



File No. E26226

PCB: Patent No. 5,458,510

All Data Subject To Change Without Notice

HEADQUARTERS: 13 Pratts Junction Road, P.O. Box 579, Sterling, MA 01564 T:978-422-3600 F:978-422-3700

EUROPE: Rathealy Road, Fermoy Co. Cork, Ireland T:353-(0)25-32277 F:353-(0)25-32296


ASIA/PACIFIC: IDEAL Anderson Asia Pacific Ltd., Unit 922-928 Topsail Plaza, 11 On Sum Street, Shatin N.T., Hong Kong T:852-2636-0836 F:852-2635-9036

CHINA: IDEAL Anderson Technologies (Shenzhen) Ltd., Block A8 Tantou W. Ind. Par, Songgang Baoan District, Shenzhen, P.R. China 51810 T: 86-755-2768-2118 F: 86-755-2768-2218

TAIWAN: IDEAL Anderson Asia Pacific Ltd., Taiwan Branch, 4F-2, No.116, Dadun 20th St., Situn District, Taichung City 407, Taiwan (R.O.C.) T: 886-4-2310-6451 F:886-4-2310-6460

www.andersonpower.com

Anderson Power Products High Current printed circuit board (PCB) contact series, when utilized with the Powerpole® 15/45 connector housings, provides a reliable wire to PCB connection. They are UL Recognized at 45 amps, AC or DC. The connector may be configured in 1 and 2 row configurations, in both vertical and right angle mounted terminations. This connector provides an ideal solution for applications that require high current connections to a PCB.



## FEATURES

- **Current rating 45 amps**  
*Enables high current connections directly to the PCB*
- **Vertical and right angle terminations**  
*Allows for design flexibility*
- **High durability**
  - Rated up to 1,500 cycles (no load)
  - Under Load (Hot Plug 250 cycles @ 120V)
- **Offered in pre-assembled 1 and 2 row configurations (See Ordering Information)**
  - Reduces assembly costs of housings and contacts
  - Pre-assembled configurations prevent accidental separation of housings
- **Individual housings and contacts also sold separately**
  - Allows for customization of configurations
  - Allows for color coding of housings to wires for ease of manufacturing

## PRODUCT SPECIFICATIONS

UL Current Rating For Single Mated Pair	45 amps (for others see rating curves)*	PCB Thickness - in. [mm]	0.093 [2.4] - 0.125 [3.2]
Max Recommended Voltage - (per IEC 60950-1)	150V (pollution degree 3) - 250V (pollution degree 2)	Contact Material	Tin plating copper alloy
Minimum Creepage	2.8mm	Housing Material	Polycarbonate 94 V-0 rated
Voltage Drop For Mated Pair	≤ 2.50 mV		
Connector Mating Force For Mated Pair	2 - 3 Lbf.		
PCB Footprint	See following page		



\* See Temperature Rise Chart

## ORDERING INFORMATION

### High Power Connector

Part Number	Description
PP45PC12S	1x2 vertical mount, short tail, black housing
PP45PC13S	1x3 vertical mount, short tail, black housing
PP45PC12R	1x2 horizontal, single row, right angle tail, black housing
PP45PC13R	1x3 horizontal, single row, right angle tail, black housing
PP45PC21R	2x1 horizontal, dual row, right angle tail, black housing
PP45PC22R	2x2 horizontal, dual row, right angle tail, black housing
PP45PC23R	2x3 horizontal, dual row, right angle tail, black housing

### High Power Contact

Part Number	Description
1335G1	Vertical mount, short tail contact
1336G1	Horizontal (Bottom), right angle mount
1337G1	Horizontal (Top), right angle mount

### Housings Only

Part Number	Description
1327	Red housing
1327G5	Green housing
1327G6	Black housing
1327G7	White housing
1327G8	Blue housing
1327G16	Yellow housing
1327G17	Orange housing
1327G18	Gray housing
1327G21	Brown housing
1327G22	Pink housing
1327G23	Purple housing

### Accessories

Part Number	Description
1399G9	Red mounting wing
1399G8	Blue mounting wing
1399G1	Red short spacer with end hole
1399G2	Red long spacer
1399G6	Red short spacer without hole
110G68	PP15/45 retention clip
114555P1	Staple 1x1 (H x W)
114555P2	Staple 1x2 (H x W)
114555P3	Staple 1x3 (H x W)
114555P7	Staple 1x4 (H x W)
114555P8	Staple 1x6 (H x W)
114555P5	Staple 2x1 (H x W)
114555P6	Staple 2x2 (H x W)
114555P9	Staple 2x2 - long (H x W)

Note: For additional colors please contact customer service. For finger proof housings see page 18.

HEADQUARTERS: 13 Pratts Junction Road, P.O. Box 579, Sterling, MA 01564 T:978-422-3600 F:978-422-3700

EUROPE: Rathealy Road, Fermoy Co. Cork, Ireland T:353-(0)25-32277 F:353-(0)25-32296

ASIA/PACIFIC: IDEAL Anderson Asia Pacific Ltd., Unit 922-928 Topsail Plaza, 11 On Sum Street, Shatin N.T., Hong Kong T:852-2636-0836 F:852-2635-9036

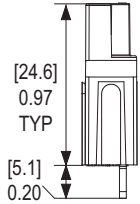
CHINA: IDEAL Anderson Technologies (Shenzhen) Ltd., Block A8 Tantou W. Ind. Par, Songgang Baoan District, Shenzhen, P.R. China 51810 T: 86-755-2768-2118 F: 86-755-2768-2218

TAIWAN: IDEAL Anderson Asia Pacific Ltd., Taiwan Branch, 4F.-2, No.116, Dadun 20th St., Situn District, Taichung City 407, Taiwan (R.O.C.) T: 886-4-2310-6451 F:886-4-2310-6460

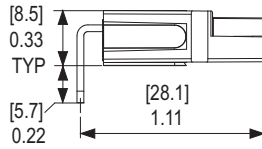
[www.andersonpower.com](http://www.andersonpower.com)

## DIMENSIONS

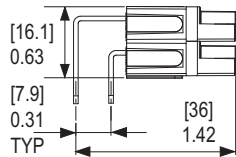
### Straight Terminal



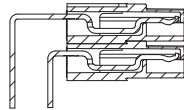
### Right Angle Terminal



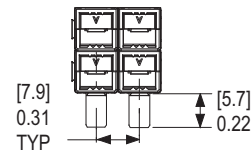
### Right Angle Terminal 2 High



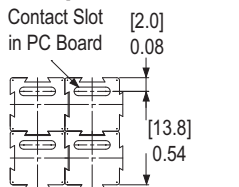
### Typical Contact Orientation



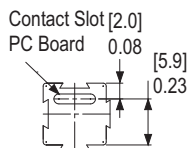
### Blocked Housings 2 x 2



### Footprint



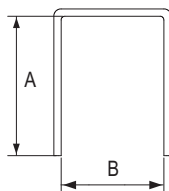
Multipole Vertical Mount Connector Typical Placement



Singlepole Vertical Mount Connector Typical Placement

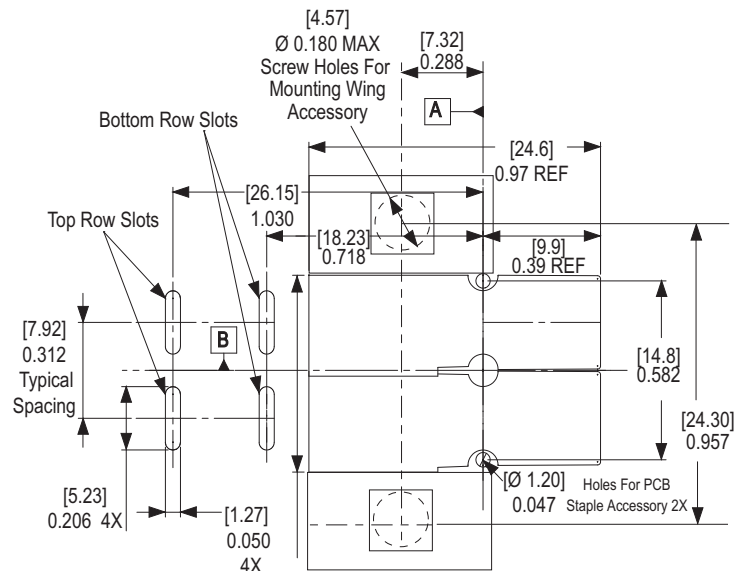
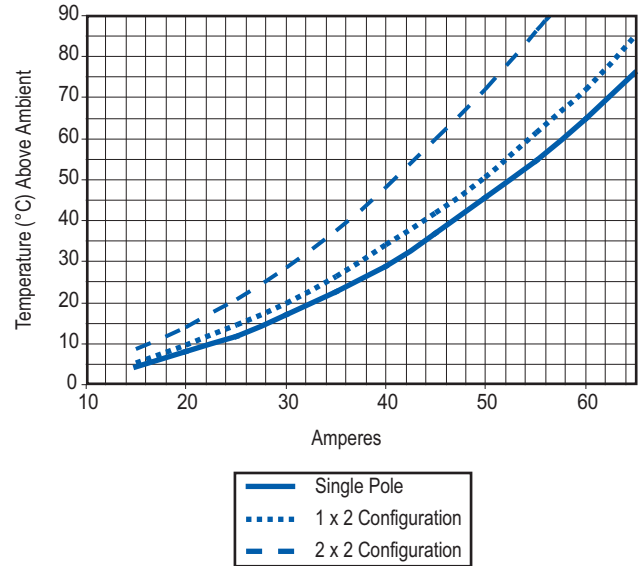
### Staple

Part Number	H x W	- A -		- B -	
		mm	in.	mm	in.
114555P1	1x1	12.0	0.472	6.0	0.236
114555P2	1x2	12.0	0.472	13.5	0.531
114555P3	1x3	12.0	0.472	21.5	0.846
114555P7	1x4	12.0	0.472	29.5	1.161
114555P8	1x6	12.0	0.472	45.5	1.791
114555P5	2x1	20.0	0.787	6.0	0.236
114555P6	2x2	20.0	0.787	13.5	0.531
114555P9	2x2 (long)	23.0	0.905	13.5	0.531



## TEMPERATURE RISE CHART

PP45PC- Series Heat Rise  
 Mounted on #10 AWG Equivalent Traces  
 Mated with 261G2 Contact / #10 AWG



CSA Certified  
 File No. LR25154



File No. E26226

All Data Subject To Change Without Notice

HEADQUARTERS: 13 Pratts Junction Road, P.O. Box 579, Sterling, MA 01564 T:978-422-3600 F:978-422-3700

EUROPE: Rathealy Road, Fermoy Co. Cork, Ireland T:353-(0)25-32277 F:353-(0)25-32296

ASIA/PACIFIC: IDEAL Anderson Asia Pacific Ltd., Unit 922-928 Topsail Plaza, 11 On Sum Street, Shatin N.T., Hong Kong T:852-2636-0836 F:852-2635-9036

CHINA: IDEAL Anderson Technologies (Shenzhen) Ltd., Block A8 Tantou W. Ind. Par, Songgang Baoan District, Shenzhen, P.R. China 51810 T: 86-755-2768-2118 F: 86-755-2768-2218

TAIWAN: IDEAL Anderson Asia Pacific Ltd., Taiwan Branch, 4F-2, No.116, Dadun 20th St., Situn District, Taichung City 407, Taiwan (R.O.C.) T: 886-4-2310-6451 F:886-4-2310-6460

www.andersonpower.com


The innovative design of our Powerclaw® family of connectors for the power electronics market makes connecting and disconnecting a snap, enabling safe and convenient "hot swapping" during equipment maintenance without the need to power down. Compact and robust, they're rated at 55 amps for single pole and 50 amps for multipole connections.

Our mini horizontal and vertical Powerclaw contacts offer the same high current capacity as our original Powerclaws while providing the design engineer more options when board real estate is at a minimum.

\* Contact factory for ratings

### FEATURES


- **Quick disconnect**  
*Avoids the need for unfastening ring type terminals*
- **Snap-On interface**  
*Ensures foolproof assembly and proper connection*
- **Vertical mini-powerclaw UL rated**  
*For current interruption (hot-plug) so that equipment can be hot swapped*
- **Anti-static packaging**  
*Meets electronics industry PCB requirements*
- **Vacuum packaging**  
*Prevents tarnishing of contacts during shelf life*



### PRODUCT SPECIFICATIONS

Product Information	PP Powerclaw	SB® Powerclaw Powerclaw	Locking Mini-Powerclaw	Vertical & Horizontal
Maximum Current* (per Tin Contact)	55 amps	50 amps	55 amps	55 amps
Maximum Voltage (AC or DC)	600 volts	600 volts	600 volts	600 volts
Housing Material	Polycarbonate	Polycarbonate	Polycarbonate	Polycarbonate for vertical guide housings
Contact Material	Copper Alloy	Copper Alloy	Copper Alloy	Copper Alloy
Contact Plating: Tin	100 microinches Sn over 50 microinches Ni	100 microinches Sn over 50 microinches Ni	100 microinches Sn over 50 microinches Ni	100 microinches Sn over 50 microinches Ni
Contact Plating: Silver	100 microinches Ag over 50 microinches Ni	100 microinches Ag over 50 microinches Ni	100 microinches Ag over 50 microinches Ni	100 microinches Ag over 50 microinches Ni
Mating/Unmating Forces	7 lbf. Average (31 Newtons)	15 lbf. Average (66 Newtons)	7 lbf. Average (31 Newtons)	4 lbf. per contact (17 Newtons)
Suggested Board Thickness	.150" max.	.150" max.	.150" max.	.250" max.

\* See Temperature Rise Chart

High Power PCB Contacts		High Power PCB Contacts	
Test Condition	Specification Tested to and Met:	Test Condition	Specification Tested to and Met:
<b>Mechanical</b>		<b>Environmental</b>	
Sine Vibration	MIL-STD-1344, Method 2005, Test Condition I.	Temperature Cycling	MIL-STD-1344, Method 1003, Test Condition A.
Mechanical Shock	MIL-STD-1344, Method 2004, Test Condition I.	Humidity	MIL-STD-1344, Method 3001, Type 1.
Mating Force	APP Specification, 7 lbf. average mating force.	<b>Flammability</b>	
Durability	10,000 cycles, APP Specification	PP-, LP-, SB-series	UL94 V-0
<b>Electrical</b>			
Temperature Rise at rated current	UL1977		
Dielectric Voltage	MIL-STD-1344, Method 3001,		
Withstand	Type 1.		
Contact Resistance	MIL-STD-1344, Method 3004, Type 1		

**HEADQUARTERS:** 13 Pratts Junction Road, P.O. Box 579, Sterling, MA 01564 T:978-422-3600 F:978-422-3700

**EUROPE:** Rathealy Road, Fermoy Co. Cork, Ireland T:353-(0)25-32277 F:353-(0)25-32296

**ASIA/PACIFIC:** IDEAL Anderson Asia Pacific Ltd., Unit 922-928 Topsail Plaza, 11 On Sum Street, Shatin N.T., Hong Kong T:852-2636-0836 F:852-2635-9036

**CHINA:** IDEAL Anderson Technologies (Shenzhen) Ltd., Block A8 Tantou W. Ind. Par, Songgang Baoan District, Shenzhen, P.R. China 51810 T: 86-755-2768-2118 F: 86-755-2768-2218

**TAIWAN:** IDEAL Anderson Asia Pacific Ltd., Taiwan Branch, 4F.-2, No.116, Dadun 20th St., Situn District, Taichung City 407, Taiwan (R.O.C.) T: 886-4-2310-6451 F:886-4-2310-6460

[www.andersonpower.com](http://www.andersonpower.com)

## ORDERING INFORMATION

### Standard Powerclaw

Position Definition	PC	XXX	X	XX
	(Powerclaw)	(Color)	(Plating)	(Housing)
		BLK-Black	T-Tin	PP-Powerpole 75
		RED-Red	S-Silver	LP-Locking Powerpole 75
		BLU-Blue		SB-SB50
		WHT-White		
		GRA-Gray		
		GRN-Green		

Example: Blue 75 locking Powerclaw with tin plating (PC-BLU-T-LP)

Note: For additional colors please contact customer service

### Individual Contacts and Guide Housings\*

Part No.	Description
PC5930S	Std PC horizontal mount contact – Silver (Ag)
PC5930T	Std PC horizontal mount contact – Tin (Sn)
PC5933T	Mini-PC vertical contact – Tin (Sn)
PC5933S	Mini-PC vertical contact – Silver (Ag)
PC5934T	Mini-PC horizontal contact – Tin (Sn)
PC5934S	Mini-PC horizontal contact – Silver (Ag)
PC-HSG-SB	Guide housing for SB50 (Black)
PC-HSG-PP	Guide housing for PP75 (Black)

\* For non-ESD bulk packaged product, add -BK to part number when ordering.

### Packaging Quantity

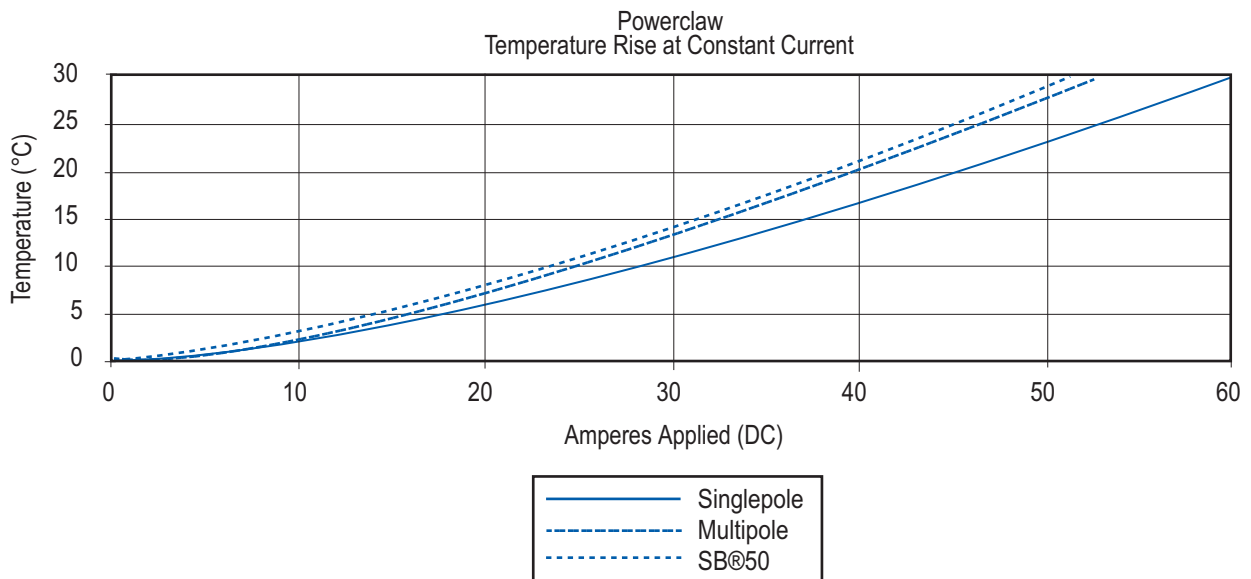
APP's Powerclaw® contacts and connectors are packaged in ESD plastic and foam. This prevents our contacts and connectors from carrying any electrostatic charge that could damage ICs and other sensitive components on a PC board during assembly. The vacuum-sealed package also prevents tarnishing or adverse environmental reactions to occur on the contact. Contacts and housings are also available in bulk quantities, packaged in non-ESD cartons.

Packaging	Quantity
PP Powerclaw	20 per bag
Locking PP Powerclaw	20 per bag
SB Powerclaw	10 per bag
Mini-Powerclaw contacts	20 per bag
Guide Housings	10 per bag or bulk

## TEMPERATURE RISE CHART

### Temperature Rise at Constant Currents

Powerclaw® Tested in Accordance with EIA 364-70, No enclosure, 25+/-5 deg. C. ambient (#8 AWG Foil on Board Side, #6 AWG conductor on wire side, Contact Cat. No. 5900). Temperature Rise of Contact at exit from Housing Interface (No Air Flow over Test Loop).



**HEADQUARTERS:** 13 Pratts Junction Road, P.O. Box 579, Sterling, MA 01564 T:978-422-3600 F:978-422-3700

**EUROPE:** Rathealy Road, Fermoy Co. Cork, Ireland T:353-(0)25-32277 F:353-(0)25-32296

**ASIA/PACIFIC:** IDEAL Anderson Asia Pacific Ltd., Unit 922-928 Topsail Plaza, 11 On Sum Street, Shatin N.T., Hong Kong T:852-2636-0836 F:852-2635-9036

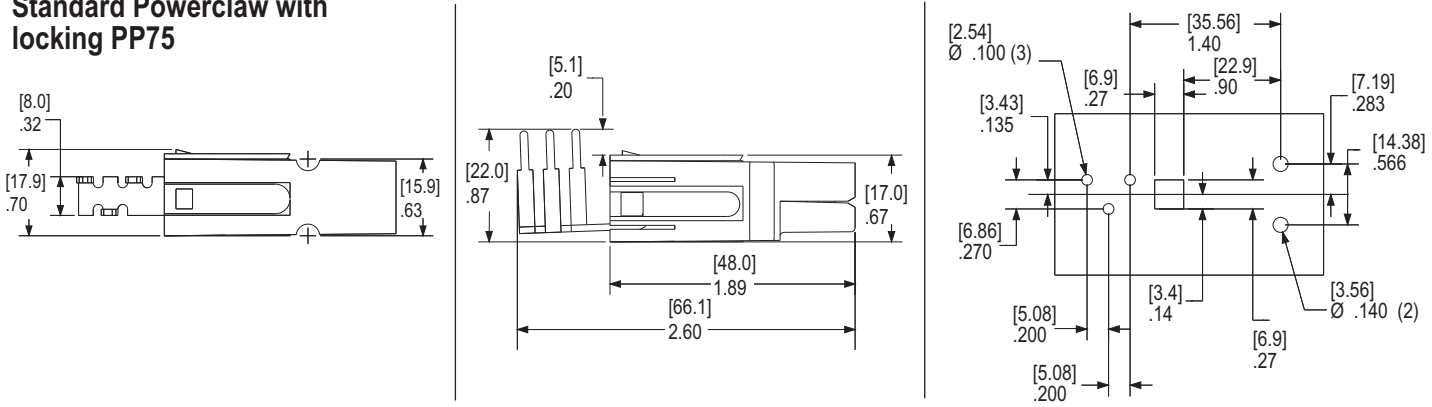
**CHINA:** IDEAL Anderson Technologies (Shenzhen) Ltd., Block A8 Tantou W. Ind. Par, Songgang Baoan District, Shenzhen, P.R. China 51810 T: 86-755-2768-2118 F: 86-755-2768-2218

**TAIWAN:** IDEAL Anderson Asia Pacific Ltd., Taiwan Branch, 4F.-2, No.116, Dadun 20th St., Situn District, Taichung City 407, Taiwan (R.O.C.) T: 886-4-2310-6451 F:886-4-2310-6460

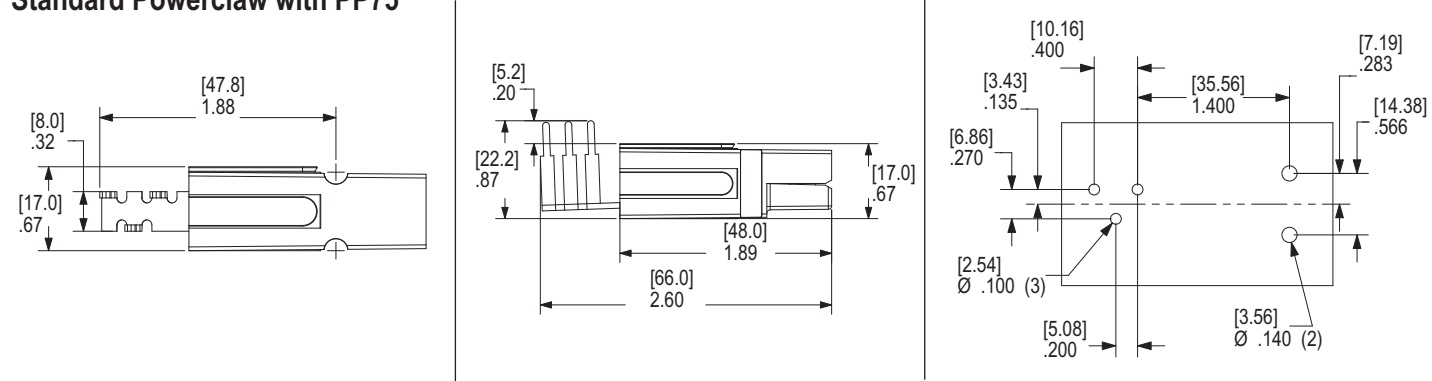
[www.andersonpower.com](http://www.andersonpower.com)

## STANDARD POWERCLAW DIMENSIONS

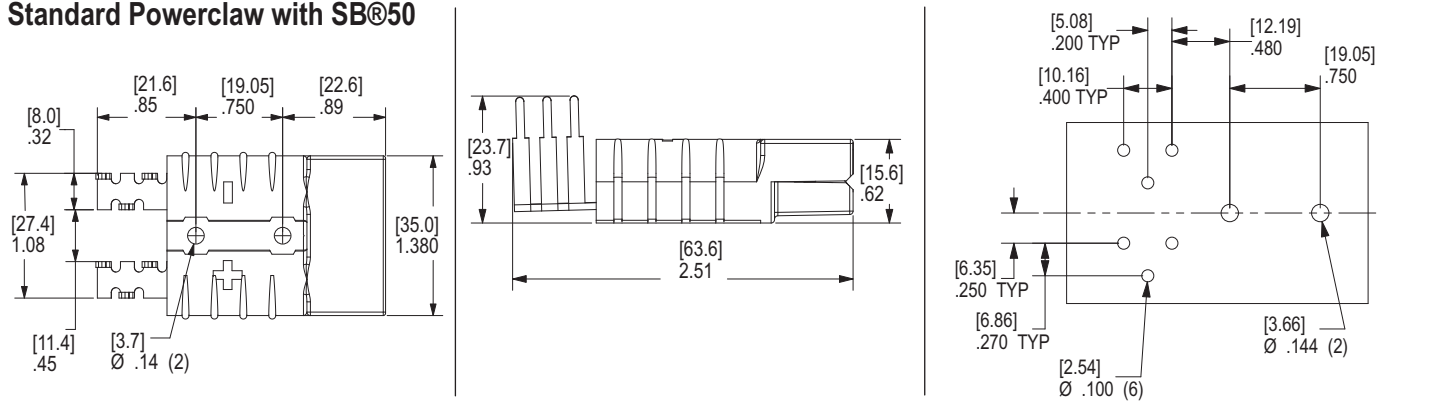
### Standard Powerclaw with locking PP75



### Standard Powerclaw with PP75

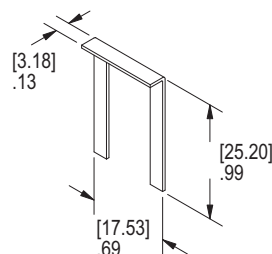


### Standard Powerclaw with SB®50



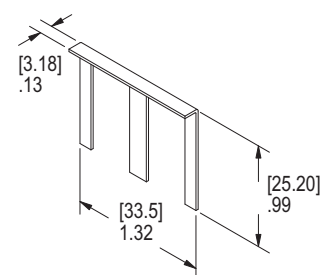
### Staple for single powerpole

Part Number: PCSTAPLE-1



### Staple for double powerpole

Part Number: PCSTAPLE-2



HEADQUARTERS: 13 Pratts Junction Road, P.O. Box 579, Sterling, MA 01564 T:978-422-3600 F:978-422-3700

EUROPE: Rathealy Road, Fermoy Co. Cork, Ireland T:353-(0)25-32277 F:353-(0)25-32296

ASIA/PACIFIC: IDEAL Anderson Asia Pacific Ltd., Unit 922-928 Topsail Plaza, 11 On Sum Street, Shatin N.T., Hong Kong T:852-2636-0836 F:852-2635-9036

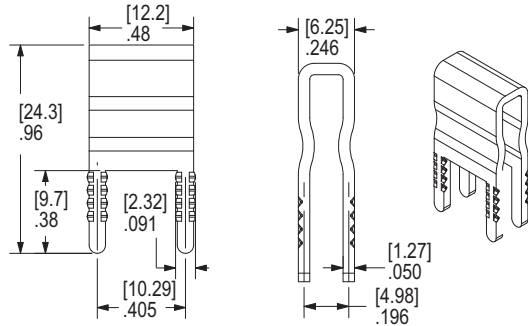
CHINA: IDEAL Anderson Technologies (Shenzhen) Ltd., Block A8 Tantou W. Ind. Par, Songgang Baoan District, Shenzhen, P.R. China 51810 T: 86-755-2768-2118 F: 86-755-2768-2218

TAIWAN: IDEAL Anderson Asia Pacific Ltd., Taiwan Branch, 4F-2, No.116, Dadun 20th St., Situn District, Taichung City 407, Taiwan (R.O.C.) T: 886-4-2310-6451 F:886-4-2310-6460

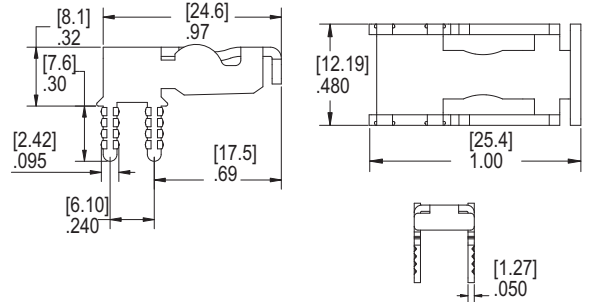
[www.andersonpower.com](http://www.andersonpower.com)

## MINI-POWERCLAW DIMENSIONS

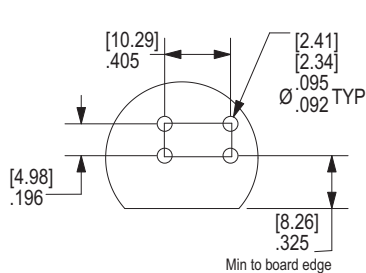
### Vertical Powerclaw



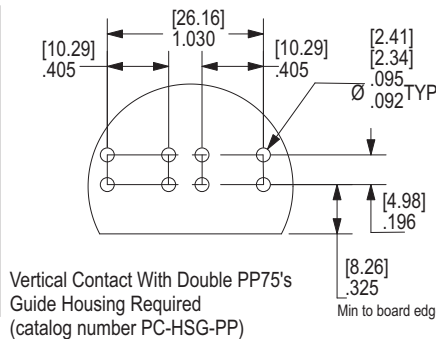
### Horizontal Powerclaw



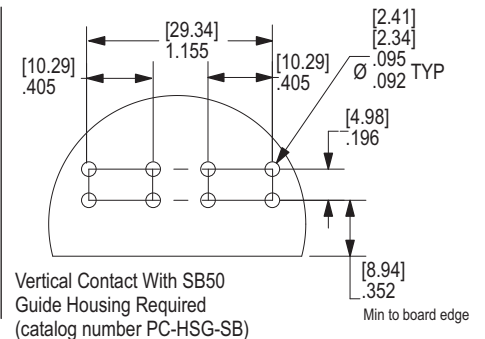
### Vertical PCB Placement - Hole Configuration (with or without housing)



Vertical Contact With Single PP75 Guide Housing NOT Required

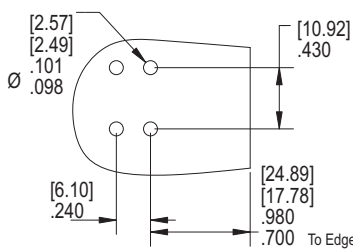


Vertical Contact With Double PP75's Guide Housing Required (catalog number PC-HSG-PP)

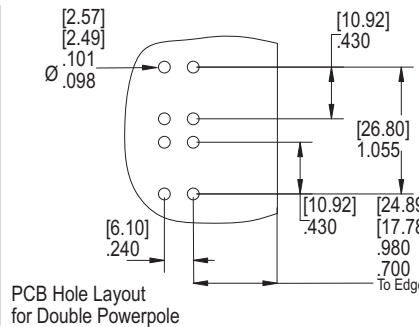


Vertical Contact With SB50 Guide Housing Required (catalog number PC-HSG-SB)

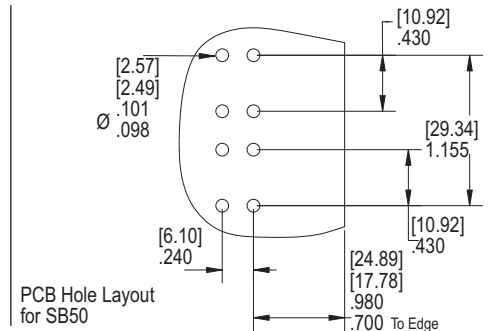
### Horizontal PCB Placement - Hole Configuration



PCB Hole Layout for Singlepole Powerpole

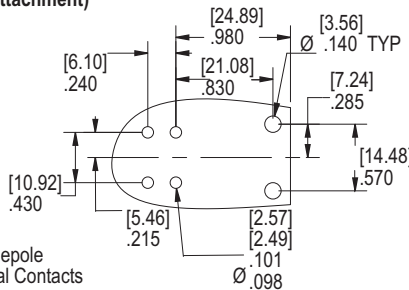


PCB Hole Layout for Double Powerpole

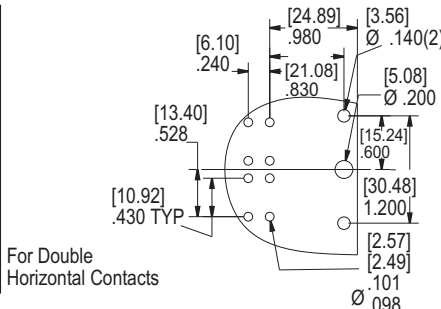


PCB Hole Layout for SB50

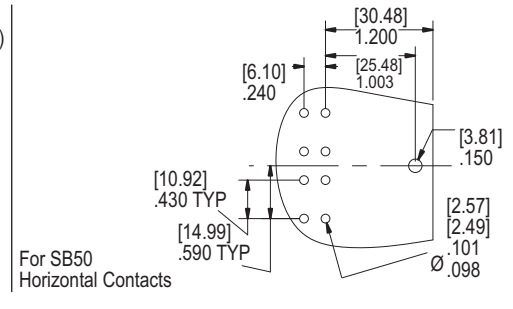
### Mated Horizontal Contacts (board attachment)



For Singlepole Horizontal Contacts



For Double Horizontal Contacts



For SB50 Horizontal Contacts



All Data Subject To Change Without Notice

HEADQUARTERS: 13 Pratts Junction Road, P.O. Box 579, Sterling, MA 01564 T:978-422-3600 F:978-422-3700

EUROPE: Rathealy Road, Fermoy Co. Cork, Ireland T:353-(0)25-32277 F:353-(0)25-32296

ASIA/PACIFIC: IDEAL Anderson Asia Pacific Ltd., Unit 922-928 Topsail Plaza, 11 On Sum Street, Shatin N.T., Hong Kong T:852-2636-0836 F:852-2635-9036

CHINA: IDEAL Anderson Technologies (Shenzhen) Ltd., Block A8 Tantou W. Ind. Par, Songgang Baoan District, Shenzhen, P.R. China 51810 T: 86-755-2768-2118 F: 86-755-2768-2218

TAIWAN: IDEAL Anderson Asia Pacific Ltd., Taiwan Branch, 4F-2, No.116, Dadun 20th St., Situn District, Taichung City 407, Taiwan (R.O.C.) T: 886-4-2310-6451 F:886-4-2310-6460

[www.andersonpower.com](http://www.andersonpower.com)



## Connector Notes

---

---

---

---

---

---

---

---

For customer drawings, assembly instructions and individual data sheets, please visit [www.andersonpower.com](http://www.andersonpower.com).

**HEADQUARTERS:** 13 Pratts Junction Road, P.O. Box 579, Sterling, MA 01564 T:978-422-3600 F:978-422-3700

**EUROPE:** Rathealy Road, Fermoy Co. Cork, Ireland T:353-(0)25-32277 F:353-(0)25-32296

**ASIA/PACIFIC:** IDEAL Anderson Asia Pacific Ltd., Unit 922-928 Topsail Plaza, 11 On Sum Street, Shatin N.T., Hong Kong T:852-2636-0836 F:852-2635-9036

**CHINA:** IDEAL Anderson Technologies (Shenzhen) Ltd., Block A8 Tantou W. Ind. Par, Songgang Baoan District, Shenzhen, P.R. China 51810 T: 86-755-2768-2118 F: 86-755-2768-2218

**TAIWAN:** IDEAL Anderson Asia Pacific Ltd., Taiwan Branch, 4F.-2, No.116, Dadun 20th St., Situn District, Taichung City 407, Taiwan (R.O.C.) T: 886-4-2310-6451 F:886-4-2310-6460

**[www.andersonpower.com](http://www.andersonpower.com)**



### FEATURES

- Secondary latching - variety of sizes**  
*Provides security in applications where shock and/or vibration may be severe*
- Variety of contacts**  
*Enables flexibility in wiring sizes Allows customization*
- Order as individual components**  
*Allows custom configurations*
- Order blindmate power pak preassembled**  
*Streamline manufacturing process*
- Chamfered housing**  
*Allows units to self-align during Blindmate (Rack & Panel applications)*
- Flat wiping contact system**  
*Allows for minimal contact resistance at high current, wiping action cleans contact surface during connection/disconnection*
- Optional silver plated contacts**  
*Offers greatest longevity when using high power, elevated temperature applications*
- Optional 10 or 30 amp ground contacts**  
*First mate/last break ground terminals help provide system safety*
- UL94 V-0 housing material**  
*Provides security in knowledge that the connector chosen meets strict UL flammability ratings*



### PRODUCT RANGE

UL Current Rating (Amperes)*	10* to 45*
UL Voltage Ratings (Volts)**	600*
Contact Barrel Wire Size (AWG)	#10 to #20
(mm <sup>2</sup> )	4.0 to 0.5
Maximum Wire Insulation Diameter (inches)	0.137 to 0.175
(mm)	3.48 to 4.45
AVG Contact Resistance* (micro-ohms)	2200 to 525
Insulation Withstanding	2200
Test Voltage (Volts AC/DC)	
Contact Retention Force (lbf)	25 to 35
Avg. Connection/Disconnect (lbf)	5 to 3
Operating Temperature Range °C***	-20° to 105°
°F	-4° to 221°
Flammability Rating of Housing Material	UL94 V-0



\* UL Rated for 65°C largest wire or cable size

\*\* Both AC & DC Voltage

\*\*\* Contact factory for higher temperature rated connectors

### PRODUCT INFORMATION

Invented by Anderson Power Products®, the innovative Power Pak connectors provide cost-effective reliability, design flexibility and safety for your products' manufacture, installation and maintenance.

The Powerpole® Paks series provide a high impact and corrosion-resistant black thermoplastic outer shells that contain our dovetail 10, 15, 30 and 45 amp Powerpole® connectors. They allow easy connection and disconnection of electrical equipment in commercial and industrial applications. Cable clamps provide strain relief and integral latches prevent accidental disconnection of your equipment. The three housings – Plug With Latch, Plug Without Latch, and Snap-In Receptacle – accommodate 2, 3, 4, 6, 8 and 10 circuits for orderly cable management systems and “clean looking” appearances.

The Blindmate Power Pak series, which has been developed in response to the unique power requirements in the Communications and Uninterruptible Power Supply (UPS) markets. This series offers a high impact and corrosion-resistant black thermoplastic outer shells, that houses our dovetail 10, 15, 25 amp (PCB contacts), 30 and 45 amp Powerpole® connectors.



Powerpole® 1327,  
1345 and 1330 series



CSA Certified  
File No. LR25154



File No. E26226

All Data Subject To Change Without Notice

HEADQUARTERS: 13 Pratts Junction Road, P.O. Box 579, Sterling, MA 01564 T:978-422-3600 F:978-422-3700

EUROPE: Rathealy Road, Fermoy Co. Cork, Ireland T:353-(0)25-32277 F:353-(0)25-32296

ASIA/PACIFIC: IDEAL Anderson Asia Pacific Ltd., Unit 922-928 Topsail Plaza, 11 On Sum Street, Shatin N.T., Hong Kong T:852-2636-0836 F:852-2635-9036

CHINA: IDEAL Anderson Technologies (Shenzhen) Ltd., Block A8 Tantou W. Ind. Par, Songgang Baoan District, Shenzhen, P.R. China 51810 T: 86-755-2768-2118 F: 86-755-2768-2218

TAIWAN: IDEAL Anderson Asia Pacific Ltd., Taiwan Branch, 4F.-2, No.116, Dadun 20th St., Situn District, Taichung City 407, Taiwan (R.O.C.) T: 886-4-2310-6451 F:886-4-2310-6460

[www.andersonpower.com](http://www.andersonpower.com)

Powerpole® Paks are high impact and corrosion-resistant black thermoplastic outer shells for containing our 10 to 45 amp Powerpole® connectors. They allow easy connection and disconnection of electrical equipment in commercial and industrial applications. Cable clamps provide strain relief and integral latches prevent accidental disconnection of your equipment. The three housings – Plug With Latch, Plug Without Latch, and Snap-In Receptacle – accommodate 2 to 10 circuits for orderly cable management and “clean looking” connectors.

## FEATURES

- Positive latching**  
*Provides security in applications where shock and/or vibration may be severe*
- Variety of contact sizes**  
*Enables flexibility in wiring sizes and allows customization*
- Integral strain relief**  
*Organizes individual wires and reduces risk of wire breakage*



## PRODUCT SPECIFICATIONS

Connector Model	PP10P&S	PP15	PP30	PP30P&S	PP45	Material Properties	
UL Current Rating (Amperes)*	10	15	30	30****	45	Powerpole Pak Housing	Polycarbonate, UL94 V-0
UL Voltage Ratings (Volts)**	600*					Powerpole Housing	Polycarbonate, UL94 V-0
Contact Barrel Wire Size (AWG) (mm <sup>2</sup> )	#14 / #16 2 to 1.3	#16 / #20 1.3 to .5	#12 / #16 3.3 to 1.3	#10 5.3	#10 / #14 5.3 to 2.1	Powerpole Contacts	Base metal copper
Maximum Wire Insulation Diameter (inches) (mm)	0.137 3.48	0.175 4.45	0.175 4.45	0.175 4.45	0.175 4.45	Plating	Wire contacts - tin or silver
AVG Contact Resistance* (micro-ohms)	2200	875	600	600	525	Powerpole Springs	Stainless steel
Insulation Withstanding Test Voltage (Volts AC/DC)	2200						
Contact Retention Force (lbf)	25	25	25	25	35		
Avg. Connection/Disconnect (lbf)	5 - LD N/A	3 - LD 5 - HD	3 - LD 5 - HD	3 - LD 5 - HD	3 - LD 5 - HD		
Operating Temperature Range °C*** °F	-20° to 105° -4° to 221°						
Flammability Rating of Housing Material	UL94 V-0						



\* UL Rated for 65°C largest wire or cable size  
 \*\* Both AC & DC Voltage  
 \*\*\* Contact factory for higher temperature rated connectors  
 \*\*\*\* Based on 10 AWG

## ORDERING INFORMATION

### Plug Without Latch

Includes Plug Housing, 30 amp black Powerpole® connectors and Cable Clamp Hardware Pak.

Part Number	Number of Poles
1450G2	2
1451G2 (female)	3
1451G6 (male)	3
1452G2	4
1453G2	6
1454G2	8

Note: The recommended tightening torque for conduit/cable clamp screws is 5in.lb max. – over-tightening may cause stripping to occur.

### Shell Housing Only, Plug Without Latch

Part Number	Number of Poles
1461G1	2, 3, 4
1461G2	5, 6
1461G3	7, 8

### Plug With Latch

Includes Plug Housing, 30 amp black Powerpole® connectors and Cable Clamp Hardware Pak.

Part Number	Number of Poles
1450G3	2
1451G3 (male)	3
1452G3	4
1453G3	6
1454G3	8

Note: The recommended tightening torque for conduit/cable clamp screws is 5in.lb max. – over-tightening may cause stripping to occur.

### Shell Housing Only, Plug With Latch

Part Number	Number of Poles
1460G1	2, 3, 4
1460G2	5, 6
1460G3	7, 8
1460G4	9, 10

### Snap-in Receptacle

Includes Snap-in Housing, 30 amp black Powerpole® connectors and Retaining Pin(s).

Part Number	Number of Poles
1450G1	2
1451G1 (female)	3
1452G1	4
1453G1	6
1454G1	8

### Shell Housing Only, Snap-in Receptacle

Part Number	Number of Poles
1470G1	2, 3, 4
1470G2	5, 6
1470G3	7, 8
1470G4	9, 10

Note: For additional colors please contact customer service

HEADQUARTERS: 13 Pratts Junction Road, P.O. Box 579, Sterling, MA 01564 T:978-422-3600 F:978-422-3700

EUROPE: Rathealy Road, Fermoy Co. Cork, Ireland T:353-(0)25-32277 F:353-(0)25-32296

ASIA/PACIFIC: IDEAL Anderson Asia Pacific Ltd., Unit 922-928 Topsail Plaza, 11 On Sum Street, Shatin N.T., Hong Kong T:852-2636-0836 F:852-2635-9036

CHINA: IDEAL Anderson Technologies (Shenzhen) Ltd., Block A8 Tantou W. Ind. Par, Songgang Baoan District, Shenzhen, PR. China 51810 T: 86-755-2768-2118 F: 86-755-2768-2218

TAIWAN: IDEAL Anderson Asia Pacific Ltd., Taiwan Branch, 4F.-2, No.116, Dadun 20th St., Situn District, Taichung City 407, Taiwan (R.O.C.) T: 886-4-2310-6451 F:886-4-2310-6460

[www.andersonpower.com](http://www.andersonpower.com)

## ORDERING INFORMATION

### Accessories

#### Cable Clamp Hardware Pak

Part Number	Maximum Number of Poles
115G1	4
115G2	6
115G3	8
115G4	10

*Cable Clamp Hardware Pak for Plug With Latch or Plug Without Latch – includes cable clamp, 2 screws & retaining pin(s) for strain relief.*

#### Retaining Pins for Snap-in Receptacle

Part Number	Number of Pins Required
110G9	1 Required for a 4 Pole
110G9	2 Required for a 6 Pole
110G9	3 Required for a 8 pole
110G9	4 Required for a 10 pole

#### Flexible Conduit Hardware Pak

Part Number	Maximum Number of Poles
110G10	4
110G11	6
110G15	8

*Flexible Conduit Hardware Pak for Plug With Latch and Plug without Latch – includes conduit clamp, 2 screws & retaining pin(s) for capturing flexible conduit at back end of plug.*

#### Tooling

Part Number	Description
111038G2	Contact insertion/extraction tool
1309G1	Hand tool - #14 to #16
1309G2	Hand tool #12 to #20
1309G3	Hand tool for p/n 261G2-LPBK
1309G5	Hand tool for p/n 200G2L & 201G2H

### tooling continued

Part Number	Description
1396G1	Hand Tool
1387G1	Pneumatic Tool
1388G8	- Die #10
1389G8	- Locator #10
260G1	Applicator only (110V & 220V)
260G3	Applicator only (110V & 220V)
260G14*	Applicator only (110V & 220V)
260G15*	Applicator only (110V & 220V)
260G18**	Applicator only (110V & 220V)
280G1	Applicator and press (110V, 60Hz)
280G2	Applicator and press (110V, 60Hz)
250G1	Press only (110V, 60Hz)
280G4	Applicator and press (220V, 50Hz)
250G2	Press only (220V, 50Hz)

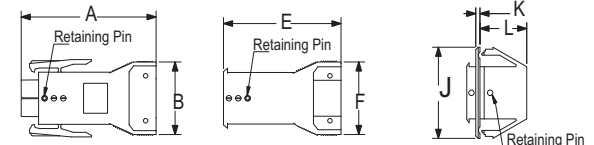
\* Denotes mini-style applicator for use with existing "K" or "T" press

\*\* Denotes mini-style applicator for use with existing "K" or "T" and "G" press

## DIMENSIONS

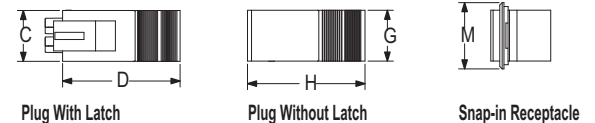
### Plug with Latch

Pole	-A-		-B-		-C-		-D-	
	mm	in.	mm	in.	mm	in.	mm	in.
2, 3, 4	57.15	2.25	31.50	1.24	21.59	.85	49.28	1.94
5, 6	57.15	2.25	39.62	1.56	21.59	.85	49.28	1.94
7, 8	57.15	2.25	47.50	1.87	21.59	.85	49.28	1.94
9, 10	71.63	2.82	46.74	1.84	21.59	.85	63.75	2.51



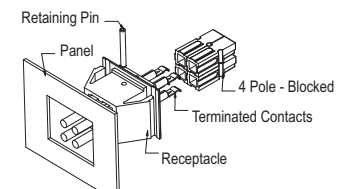
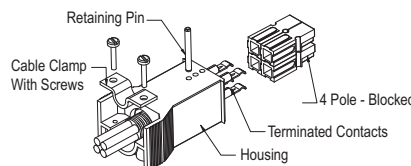
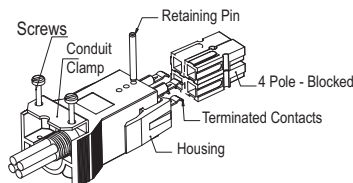
### Plug without Latch

Pole	-E-		-F-		-G-		-H-	
	mm	in.	mm	in.	mm	in.	mm	in.
2, 3, 4	53.09	2.09	31.50	1.24	21.59	.85	49.28	1.94
5, 6	53.09	2.09	39.62	1.56	21.59	.85	49.28	1.94
7, 8	53.09	2.09	47.50	1.87	21.59	.85	49.28	1.94



### Snap-in Receptacle

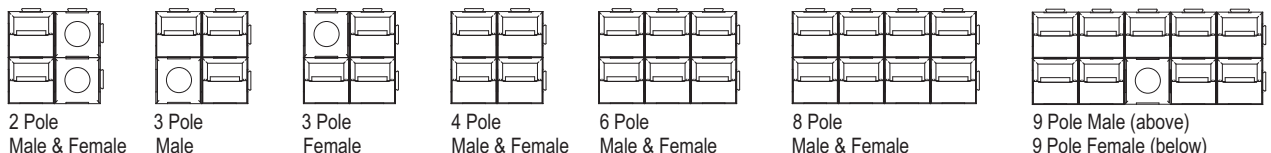
Pole	-J-		-K-		-L-		-M-		Knock-out Size	
	mm	in.	mm	in.	mm	in.	mm	in.	mm	in.
2, 3, 4	38.10	1.50	1.78	.07	19.56	.77	27.94	1.10	25.40 x 31.75	1.00 x 1.25
5, 6	47.75	1.88	1.78	.07	19.56	.77	27.94	1.10	25.40 x 41.15	1.00 x 1.62
7, 8	54.10	2.13	1.78	.07	19.56	.77	27.94	1.10	25.40 x 47.75	1.00 x 1.88
9, 10	61.98	2.44	1.78	.07	19.56	.77	27.94	1.10	25.40 x 55.58	1.00 x 2.19



#### Powerpole® Pak With Latch

#### Powerpole® Pak Without Latch

#### Powerpole® Pak Snap-in Receptacle



2 Pole Male & Female

3 Pole Male

3 Pole Female

4 Pole Male & Female

6 Pole Male & Female

8 Pole Male & Female

9 Pole Male (above)  
9 Pole Female (below)



Powerpole® 1327, 1345 and 1330 series



CSA Certified File No. LR25154



UL US File No. E26226

All Data Subject To Change Without Notice

**HEADQUARTERS:** 13 Pratts Junction Road, P.O. Box 579, Sterling, MA 01564 T:978-422-3600 F:978-422-3700

**EUROPE:** Rathealy Road, Fermoy Co. Cork, Ireland T:353-(0)25-32277 F:353-(0)25-32296

**ASIA/PACIFIC:** IDEAL Anderson Asia Pacific Ltd., Unit 922-928 Topsail Plaza, 11 On Sum Street, Shatin N.T., Hong Kong T:852-2636-0836 F:852-2635-9036

**CHINA:** IDEAL Anderson Technologies (Shenzhen) Ltd., Block A8 Tantou W. Ind. Par, Songgang Baoan District, Shenzhen, P.R. China 51810 T: 86-755-2768-2118 F: 86-755-2768-2218

**TAIWAN:** IDEAL Anderson Asia Pacific Ltd., Taiwan Branch, 4F-2, No.116, Dadun 20th St., Situn District, Taichung City 407, Taiwan (R.O.C.) T: 886-4-2310-6451 F:886-4-2310-6460

[www.andersonpower.com](http://www.andersonpower.com)

Anderson Power Products® (APP) now offers the Blindmate Powerpole® Pak for wire to printed circuit board applications. The Blindmate Powerpole® Pak corrects for up to .45" of misalignment.

The Blindmate Powerpole® Pak, was a custom assembly for unique power requirements in the Communications and Uninterruptible Power Supply (UPS) markets. It can now be ordered as individual components enabling customers to customize the Blindmate Powerpole® Pak for unique applications.

## FEATURES

**• Corrects for .45" misalignment**


*Allows units to self-align during Blindmate (Rack & Panel applications)*

**• Dovetail contact housings**

*Can be configured in almost any combination to provide signal power and make first / break last circuits as well as unique keying*

**• Wide range of contact sizes**

*Provides engineers flexibility during system design*



## PRODUCT SPECIFICATIONS

Connector Model	PP10	PP15	PCB25	PP30	PP45	Material Properties	
UL Current Rating (Amperes)*	10	15	25	30	45	Blindmate Housing	Polycarbonate, UL94 V-0
UL Voltage Ratings (Volts)**	600*					Powerpole Housing	Polycarbonate, UL94 V-0
Contact Barrel Wire Size (AWG) (mm²)	#14 / #16 2.1 to 1.3	#16 / #20 1.3 to .5	N/A N/A	#12 / #16 3.3 to 1.3	#10 / #14 5.3 to 2.1	Powerpole Contacts	Base metal copper
Maximum Wire Insulation Diameter (inches) (mm)	0.137 3.48	0.175 4.45	N/A N/A	0.175 4.45	0.175 4.45	Plating	Wire contacts - tin or silver PCB contacts - tin
AVG Contact Resistance* (micro-ohms)	2200	875	600	600	525	Powerpole Springs	Stainless steel
Insulation Withstanding Test Voltage (Volts AC/DC)	2200					<b>Mechanical Properties</b>	
Contact Retention Force (lbf)	25	25	25	25	35	Mating Cycle	500 min (loaded blindmate housing)
Avg. Connection/Disconnect (lbf)	5 - LD N/A	3 - LD 5 - HD	3 - LD 5 - HD	3 - LD 5 - HD	3 - LD 5 - HD	Mating Force	25 lbs average (fully loaded housing)
Operating Temperature Range °C***	-20° to 105°					Misalignment Allowance	Radial - .45 max inches (1.14mm) Vertical - .45 max inches (11.43mm) Horizontal - .47 max inches (11.93mm)
°F	-4° to 221°					Engagement Distance	.900 (±.010) inches 22.86 (±.25) mm
Flammability Rating of Housing Material	UL94 V-0						

\* UL Rated for 65°C largest wire or cable size \*\* Both AC & DC Voltage \*\*\* Contact factory for higher temperature rated connectors

## ORDERING INFORMATION

### Housings Only

Part Number	Description
BMPP10-45P	2 x 4 Blindmate plug, hardware & pin
BMPP10-45R	2 x 4 Blindmate receptacle, hardware & pin
BMHSG-P	2 x 4 Plug housing only
BMHSG-R	2 x 4 Receptacle housing only
1327	PP15/45 red housing
1327G5	PP15/45 green
1327G6	PP15/45 black
1327G7	PP15/45 white
1327G8	PP15/45 blue
1327G16	PP15/45 yellow
1327G17	PP15/45 orange
1327G18	PP15/45 gray
1327G21	PP15/45 brown
1327G22	PP15/45 pink
1327G23	PP15/45 purple
PP30GND-P	Powerpole pin, green
PP30GND-S	Powerpole socket, green

\* LD - low detent or HD - high detent  
Note: For additional colors please contact customer service.  
For finger proof housings see page 18.

### Contacts Only\*

Part Number	Description	Wire AWG	Wire sq. mm
1331	PP30 amp, loose piece - LD	12/16	3.31/1.31
1332	PP15 amp, loose piece - LD	16/20	1.31/.52
261G2-LPBK	PP45 amp, loose piece - LD	10/14	5.26/2.08
1230G1	PP30 amp pin	10	5.26
1232G1	PP30 amp socket	10	5.26
261G1	PP30 amp, reel - LD	12/16	3.31/1.31
261G2	PP45 amp, reel - LD	10/14	5.26/2.08
262G1	PP15 amp, reel - LD	16/20	1.31/.52
1377G1	Right Angle - LD	0.70	17.8
1377G2	Right Angle - LD	0.40	10.2
1377G11	Right Angle - LD	0.70	17.8
1377G12	Right Angle - LD	0.40	10.2
1377G14	Right Angle - LD	0.18	4.6
1377G15	Right Angle - LD	1.02	25.9
1377G16	Right Angle - LD	0.72	18.3
1377G17	Right Angle - LD	0.88	22.4
1377G18	Right Angle - LD	0.58	14.7
1317G1	Right Angle - HD	0.70	17.8
1317G2	Right Angle - HD	0.40	10.2
1317G11	Right Angle - HD	0.70	17.8

### contacts only continued

Part Number	Description	Wire AWG	Wire sq. mm
1317G12	Right Angle - LD	0.40	10.2
1317G14	Right Angle - LD	0.18	4.6
1317G15	Right Angle - LD	1.02	25.9
1317G16	Right Angle - LD	0.72	18.3
1317G17	Right Angle - LD	0.88	22.4
1317G18	Right Angle - LD	0.58	14.7
1377G3	Straight Terminal - LD	2.16	54.9
1377G4	Straight Terminal - LD	1.7	43.2
1377G13	Straight Terminal - LD	1.11	28.2
1317G3	Straight Terminal - HD	2.16	54.9
1317G4	Straight Terminal - HD	2.16	43.2
1317G13	Straight Terminal - HD	1.11	28.2

### Hardware

Part Number	Description
110G50	Used with BMHSG-P
110G51	Used with BMHSG-R

**HEADQUARTERS:** 13 Pratts Junction Road, P.O. Box 579, Sterling, MA 01564 T:978-422-3600 F:978-422-3700

**EUROPE:** Rathealy Road, Fermoy Co. Cork, Ireland T:353-(0)25-32277 F:353-(0)25-32296

**ASIA/PACIFIC:** IDEAL Anderson Asia Pacific Ltd., Unit 922-928 Topsail Plaza, 11 On Sum Street, Shatin N.T., Hong Kong T:852-2636-0836 F:852-2635-9036

**CHINA:** IDEAL Anderson Technologies (Shenzhen) Ltd., Block A8 Tantou W. Ind. Par, Songgang Baoan District, Shenzhen, PR. China 51810 T: 86-755-2768-2118 F: 86-755-2768-2218

**TAIWAN:** IDEAL Anderson Asia Pacific Ltd., Taiwan Branch, 4F.-2, No.116, Dadun 20th St., Situn District, Taichung City 407, Taiwan (R.O.C.) T: 886-4-2310-6451 F:886-4-2310-6460

**www.andersonpower.com**

## ORDERING INFORMATION

### Tooling

Part Number	Description
1387G1	Pneumatic Tool
1388G8	- Die #10
1389G8	- Locator #10
260G1	Applicator only (110V & 220V)
260G14*	Applicator only (110V & 220V)
260G15*	Applicator only (110V & 220V)
260G18**	Applicator only (110V & 220V)
280G1	Applicator and press (110V, 60Hz)
250G1	Press only (110V, 60Hz)
280G4	Applicator and press (220V, 50Hz)
250G2	Press only (220V, 50Hz)

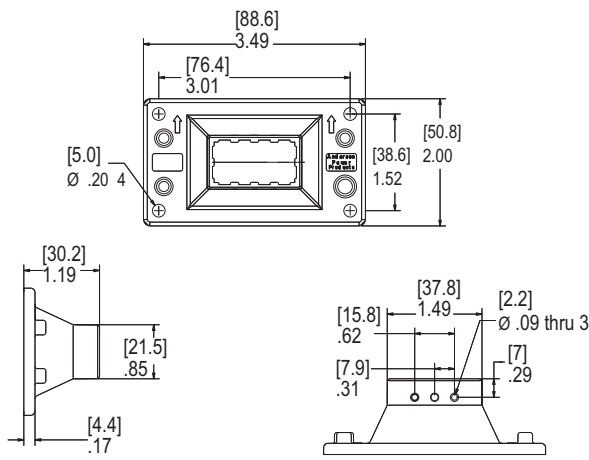
\* Denotes mini-style applicator for use with existing "K" or "T" press  
 \*\* Denotes mini-style applicator for use with existing "K" or "T" and "G" press

### Tooling

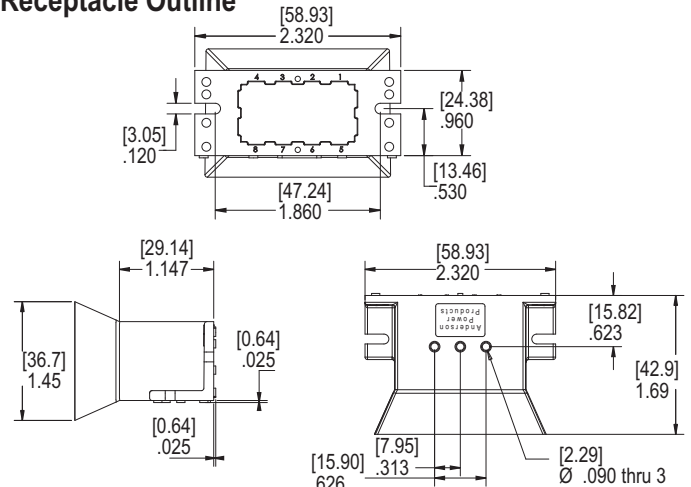
Part Number	Description
111038G2	Contact insertion/extraction tool
1309G3	Hand tool for p/n 261G2-LPBK
1309G2	Hand tool #12 to #20
1309G5	Hand tool for p/n 200G2L & 201G2H
1396G1	Hand Tool

## DIMENSIONS

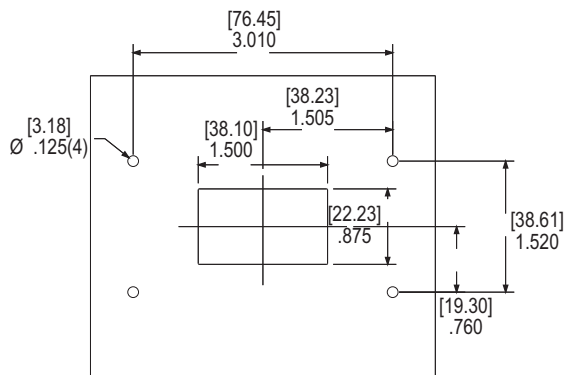
### Plug Outline



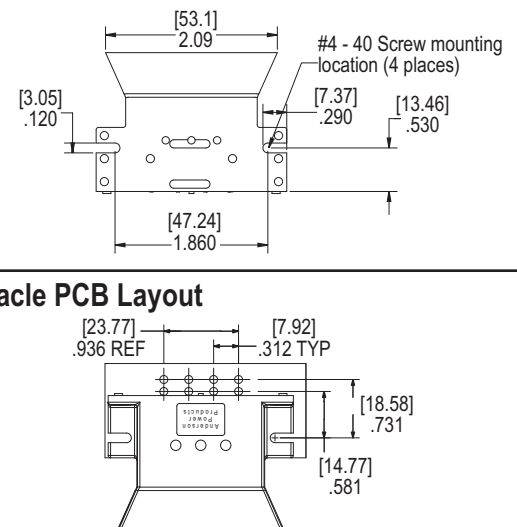
### Receptacle Outline




### Plug Panel Cutout



### Receptacle PCB Layout



Powerpole® 1327, 1345 and 1330 series



CSA Certified File No. LR25154



File No. E26226

All Data Subject To Change Without Notice

HEADQUARTERS: 13 Pratts Junction Road, P.O. Box 579, Sterling, MA 01564 T:978-422-3600 F:978-422-3700

EUROPE: Rathealy Road, Fermoy Co. Cork, Ireland T:353-(0)25-32277 F:353-(0)25-32296

ASIA/PACIFIC: IDEAL Anderson Asia Pacific Ltd., Unit 922-928 Topsail Plaza, 11 On Sum Street, Shatin N.T., Hong Kong T:852-2636-0836 F:852-2635-9036

CHINA: IDEAL Anderson Technologies (Shenzhen) Ltd., Block A8 Tantou W. Ind. Par, Songgang Baoan District, Shenzhen, P.R. China 51810 T: 86-755-2768-2118 F: 86-755-2768-2218

TAIWAN: IDEAL Anderson Asia Pacific Ltd., Taiwan Branch, 4F-2, No.116, Dadun 20th St., Situn District, Taichung City 407, Taiwan (R.O.C.) T: 886-4-2310-6451 F:886-4-2310-6460

[www.andersonpower.com](http://www.andersonpower.com)



## Connector Notes

---

---

---

---

---

---

---

---

For customer drawings, assembly instructions and individual data sheets, please visit [www.andersonpower.com](http://www.andersonpower.com).

**HEADQUARTERS:** 13 Pratts Junction Road, P.O. Box 579, Sterling, MA 01564 T:978-422-3600 F:978-422-3700

**EUROPE:** Rathealy Road, Fermoy Co. Cork, Ireland T:353-(0)25-32277 F:353-(0)25-32296

**ASIA/PACIFIC:** IDEAL Anderson Asia Pacific Ltd., Unit 922-928 Topsail Plaza, 11 On Sum Street, Shatin N.T., Hong Kong T:852-2636-0836 F:852-2635-9036


**CHINA:** IDEAL Anderson Technologies (Shenzhen) Ltd., Block A8 Tantou W. Ind. Par, Songgang Baoan District, Shenzhen, P.R. China 51810 T: 86-755-2768-2118 F: 86-755-2768-2218

**TAIWAN:** IDEAL Anderson Asia Pacific Ltd., Taiwan Branch, 4F.-2, No.116, Dadun 20th St., Situn District, Taichung City 407, Taiwan (R.O.C.) T: 886-4-2310-6451 F:886-4-2310-6460

**[www.andersonpower.com](http://www.andersonpower.com)**


## FEATURES

- **Disconnect contacts**  
Provide for modular assembly or simple field repair lowering manufacturing and maintenance costs
- **Hot swap \***  
Allows for repair and maintenance of components without the need for powering down equipment
- **Solid copper contacts with silver plating**  
Superior conductivity for lower heating



\* Tested per UL1977 - overload and resistance to ARC - Based on singlepole

## PRODUCT RANGE

Contact Information	PP75	PP180	SB® 50	SB®120	SB®175	SB®350
Maximum Current (per contact)	75 amps	180 amps	50 amps	120 amps	175 amps	350 amps
Maximum Voltage (AC or DC)	600					
Contact Material	99 % copper					
Plating	Silver					
Contact Resistance	<100 micro-ohms					
Mating Life-No Load (cycles)	10,000					
Mating Connector Information						
Contact Barrel Wire Size (AWG)*	#6 to #16	1/0 to #10	#6 to #16	#2 to #6	1/0 to #10	2/0 to 300mcm
Contact Barrel Wire Size (mm²)*	13.3 to 1.3	53.5 to 5.3	13.3 to 1.3	33.3 to 13.3	53.5 to 5.3	67.4 to 152
Housing Information	Powerpole and SB housings are manufactured using polycarbonate resin that meets UL94 V-0 requirements. Temperature range is -20° to 105°C / -4° to 221°F.					
						
* Reducing bushing must be used to accommodate smaller wire sizes						

## PRODUCT INFORMATION

APP's rugged Bus bar contacts are used with the Powerpole® and SB® connector housings. The connectors attach directly to a copper bus, while offering a quick disconnect design that minimizes the expense of system assembly, replacement or repair. The Bus bar contact reduces assembly costs by facilitating the use of plug-in sub-systems and sub-system testing. Further savings are also made possible as the connectors eliminate the need for a licensed electrician to conduct field site service and repair. This efficient transmission of power makes them ideal for use in electronic cabinets. (Amperage may require de-rating for the mating wire size selected.)

To ensure high conductivity and minimal electrical loss, APP's Bus bar contacts are manufactured from solid copper and silver-plated. The contacts are threaded to provide simple attachment to a bus without the need for special tooling. The knurled shoulder of the Bus bar contact assures a secure fit, and the "D" shape guarantees proper contact orientation.

APP's rugged Bus bar contacts are designed to attach directly to a copper bus, while offering a quick disconnect design that minimizes the expense of system assembly, replacement or repair. The contacts will handle 75 amps up to 350 amps and are used with the standard APP Powerpole® and SB® housings.

To ensure high conductivity and minimal electrical loss, APP's Bus bar contacts are manufactured from solid copper and silver-plated. The contacts are threaded to provide simple attachment to a bus without the need for special tooling.


## FEATURES

- **Disconnect contacts**  
*Provide for modular assembly or simple field repair lowering manufacturing and maintenance costs*
- **Hot swap \***  
*Allows for repair and maintenance of components without the need for powering down equipment*
- **Solid copper contacts with silver plating**  
*Superior conductivity for lower heating*

\* Tested per UL1977 - overload and resistance to ARC - Based on singlepole



## PRODUCT SPECIFICATIONS

Contact Information	PP75	PP180	SB® 50	SB®120	SB®175	SB®350
Maximum Current (per contact)	75 amps	180 amps	50 amps	120 amps	175 amps	350 amps
Maximum Voltage (AC or DC)	600					
Contact Material	99 % copper					
Plating	Silver					
Contact Resistance	<100 micro-ohms					
Mating Life-No Load (cycles)	10,000					
Mating Connector Information						
Contact Barrel Wire Size (AWG)*	#6 to #16	1/0 to #10	#6 to #16	#2 to #6	1/0 to #10	2/0 to 300mcm
Contact Barrel Wire Size (mm²)*	13.3 to 1.3	53.5 to 5.3	13.3 to 1.3	33.3 to 13.3	53.5 to 5.3	67.4 to 152
Housing Information	Powerpole and SB housings are manufactured using polycarbonate resin that meets UL94 V-0 requirements. Temperature range is -20° to 105°C / -4° to 221°F.					
<small>* Reducing bushing must be used to accommodate smaller wire sizes</small> 						

## ORDERING INFORMATION

### Bus Bar Contact

Part Number	Description
75BBS	For use with PP75 / SB50
120BBS	For use with SB120 (SB only)
180BBS	For use with PP180 / SB175
350BBS	For use with SB350 (SB only)

### Powerpole® PP180 Housings

Part Number	Description
1381	PP180 Housing, Blue
1381G1	PP180 Housing, Black
1381G2	PP180 Housing, White
1381G3	PP180 Housing, Red
1381G4	PP180 Housing, Green

### SB® 175 Housings

Part Number	Description
940	SB Housing, Gray
941	SB Housing, Blue
942	SB Housing, Orange
943	SB Housing, Yellow
949	SB Housing, Red

### Lock Nuts

Part Number	Description
110G54	For use with PP75 / SB50 / SB120 contact
110G55	For use with PP180 / SB175 contact
110G73	For use with SB350 contact

### SB® 50 Housings

Part Number	Description
992	Gray
992G1	Red
992G2	Black
992G4	Blue
992G5	Yellow
992G6	Green
992G7	Orange

### SB® 350 Housings

Part Number	Description
906	Gray
912	Blue
913	Red
914	Yellow
931	Green
932	Orange

### Powerpole® PP75 Housings

Part Number	Description
5916	PP75 Housing, Blue
5916G4	PP75 Housing, Black
5916G5	PP75 Housing, White
5916G6	PP75 Housing, Green
5916G7	PP75 Housing, Red

### SB® 120 Housings

Part Number	Description
6810G1	Gray
6810G2	Blue
6810G3	Red

Note: For additional Bus Bar connector designs and/or additional housing colors, please contact customer service.

**HEADQUARTERS:** 13 Pratts Junction Road, P.O. Box 579, Sterling, MA 01564 T:978-422-3600 F:978-422-3700

**EUROPE:** Rathealy Road, Fermoy Co. Cork, Ireland T:353-(0)25-32277 F:353-(0)25-32296

**ASIA/PACIFIC:** IDEAL Anderson Asia Pacific Ltd., Unit 922-928 Topsail Plaza, 11 On Sum Street, Shatin N.T., Hong Kong T:852-2636-0836 F:852-2635-9036

**CHINA:** IDEAL Anderson Technologies (Shenzhen) Ltd., Block A8 Tantou W. Ind. Par, Songgang Baoan District, Shenzhen, P.R. China 51810 T: 86-755-2768-2118 F: 86-755-2768-2218

**TAIWAN:** IDEAL Anderson Asia Pacific Ltd., Taiwan Branch, 4F.-2, No.116, Dadun 20th St., Situn District, Taichung City 407, Taiwan (R.O.C.) T: 886-4-2310-6451 F:886-4-2310-6460

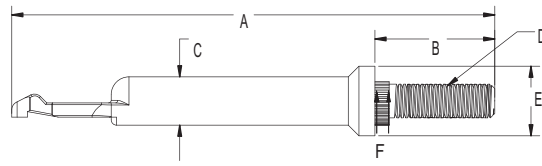
[www.andersonpower.com](http://www.andersonpower.com)



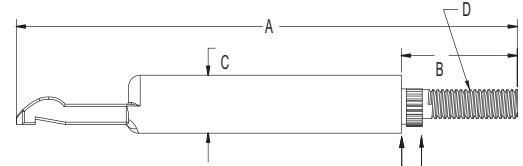
## ORDERING INFORMATION

### Contacts

Part Number	- A -		- B -		- C -		- D -	- E -		- F -		
	in.	mm	in.	mm	in.	mm		in.	mm	in.	mm	
75BBS	75	2.70	68.6	0.67	17.0	0.27	6.9	#10-24 thd.	0.04	1.0	0.08	2.0
120BBS	120	3.03	77.0	0.44	11.2	0.38	9.7	#10-24 thd.	N/A		0.10	2.5
180BBS	180	4.30	109.2	1.00	25.4	0.50	12.7	1/4-20 thd.	N/A		0.18	4.6
350BBS	350	5.19	131.8	0.88	22.4	0.67	17.0	3/8-16 thd.	N/A		0.10	2.5



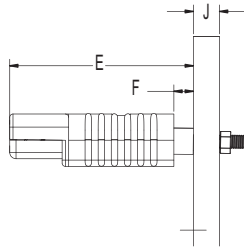
75BBS



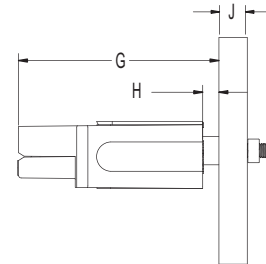
120BBS / 180BBS / 350BBS

### Mounting Table

Part Number	Amps	- E -		- F -		- G -		- H -		- J -	
		in.	mm	in.	mm	in.	mm	in.	mm	in.	mm
75BBS	75	2.10	53.3	0.20	5.1	2.10	53.3	0.20	5.1	0.12 -0.050	3.0 -12.7
120BBS	120	2.70	68.6	0.20	5.1	N/A		N/A		0.12 -0.77	3.0 -19.6
180BBS	180	3.50	88.9	0.40	10.2	3.50	88.9	0.30	7.6	0.20 -0.75	5.0 -19.0
350BBS	350	4.45	113.0	0.20	5.1	N/A		N/A		0.12 -0.77	3.0 -19.6



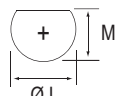
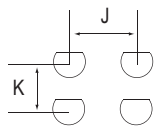
SB® View



Powerpole® View

### Bus Bar Layout


Part Number	Amps	- J -		- K -		- L -		- M -	
		mm	in.	mm	in.	mm	in.	mm	in.
75BBS	75	19.1	0.75	17.3(min)	0.68(min)	6.73	0.265	2.92	0.115
120BBS	120	23.6	0.93	21.1(min)	0.83(min)	7.37	0.29	6.35	0.25
180BBS	180	26.8	1.05	26.8(min)	1.05(min)	9.53	0.375	3.43	0.135
350BBS	350	34.9	1.38	33.8(min)	1.33(min)	13.34	0.525	11.76	0.463



Mounting Dimensions

### Lock Nuts

Part Number	Lock Nut	- A -		- B -	
		mm	in.	mm	in.
75BBS	#10-24 thd.	10.9	0.43	4.0	0.16
120BBS	#10-24 thd.	10.9	0.43	4.1	0.16
180BBS	1/4-20 thd.	12.9	0.51	6.0	0.23
350BBS	3/8-16 thd.	16.5	0.65	10.0	0.40



File No. E26226 All Data Subject To Change Without Notice

**HEADQUARTERS:** 13 Pratts Junction Road, P.O. Box 579, Sterling, MA 01564 T:978-422-3600 F:978-422-3700

**EUROPE:** Rathealy Road, Fermoy Co. Cork, Ireland T:353-(0)25-32277 F:353-(0)25-32296

**ASIA/PACIFIC:** IDEAL Anderson Asia Pacific Ltd., Unit 922-928 Topsail Plaza, 11 On Sum Street, Shatin N.T., Hong Kong T:852-2636-0836 F:852-2635-9036

**CHINA:** IDEAL Anderson Technologies (Shenzhen) Ltd., Block A8 Tantou W. Ind. Par, Songgang Baoan District, Shenzhen, P.R. China 51810 T: 86-755-2768-2118 F: 86-755-2768-2218

**TAIWAN:** IDEAL Anderson Asia Pacific Ltd., Taiwan Branch, 4F-2, No.116, Dadun 20th St., Situn District, Taichung City 407, Taiwan (R.O.C.) T: 886-4-2310-6451 F:886-4-2310-6460

[www.andersonpower.com](http://www.andersonpower.com)



## Connector Notes

---

---

---

---

---

---

---

---

For customer drawings, assembly instructions and individual data sheets, please visit [www.andersonpower.com](http://www.andersonpower.com).

**HEADQUARTERS:** 13 Pratts Junction Road, P.O. Box 579, Sterling, MA 01564 T:978-422-3600 F:978-422-3700

**EUROPE:** Rathealy Road, Fermoy Co. Cork, Ireland T:353-(0)25-32277 F:353-(0)25-32296

**ASIA/PACIFIC:** IDEAL Anderson Asia Pacific Ltd., Unit 922-928 Topsail Plaza, 11 On Sum Street, Shatin N.T., Hong Kong T:852-2636-0836 F:852-2635-9036

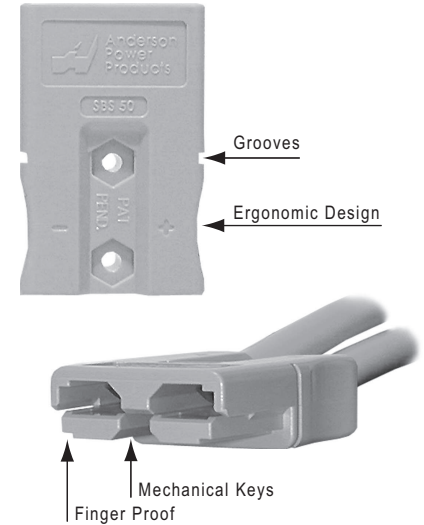
**CHINA:** IDEAL Anderson Technologies (Shenzhen) Ltd., Block A8 Tantou W. Ind. Par, Songgang Baoan District, Shenzhen, P.R. China 51810 T: 86-755-2768-2118 F: 86-755-2768-2218

**TAIWAN:** IDEAL Anderson Asia Pacific Ltd., Taiwan Branch, 4F.-2, No.116, Dadun 20th St., Situn District, Taichung City 407, Taiwan (R.O.C.) T: 886-4-2310-6451 F:886-4-2310-6460

**[www.andersonpower.com](http://www.andersonpower.com)**

## FEATURES

- Finger proof**  
*Minimizes the potential contact with live contacts, per UL 1977, section 10.2*
- Mechanical keyed housings**  
*Prevents accidental mating of connectors operating at different voltage levels*
- Ergonomic design**  
*Is "user friendly" during connection and disconnection of the system*
- Molded side grooves**  
*Allows for direct panel mounting, for panel thicknesses of .048 to .062 inches (1.22 to 1.57 mm) or a panel mount bracket*
- Mechanical keyed color coded housings**  
*Prevents accidental mating of components operating at different voltage levels*
- Genderless design**  
*Makes assembly quick and easy and reduces number of parts stocked*
- Flat wiping contact system**  
*Allows for minimal contact resistance at high current, wiping action cleans contact surface during disconnection*
- UL approved for current interrupt**  
*Safe for "Hot Plug" of battery power*
- UL94 V-0 housing material**  
*Provides security in knowledge that the connector chosen meets strict UL flammability ratings*



## PRODUCT RANGE

UL Current Rating (Amperes)*	50
UL Voltage Ratings (Volts)	600*
Contact Barrel Wire Size (AWG)	#6 to #16
Maximum Wire Insulation Diameter (inches)	0.44
(mm)	11.2
AVG Contact Resistance* (micro-ohms)	200
Insulation Withstanding	2200
Test Voltage (Volts AC/DC)	
Contact Retention Force (lbf)	50
Life	
a. No load (Contact/Disconnect Cycles)	To 10,000
b. Under Load (Hot Plug 250 cycles @ 120V)	50A
Avg. Connection/Disconnect (lbf)	15
Operating Temperature Range °C**	-20° to 105°
Flammability Rating of Housing Material	UL94 V-0



\* UL Rated for 65°C largest wire or cable

\*\* Contact factory for higher temperature rated connector

### Recommended Voltage Key Color Code

Voltage	24V	36V	48V	80V	96V	192V
Color	Red	Gray	Blue	Black	Brown	White

## PRODUCT INFORMATION

Anderson Power Products (APP), a leader in interconnect solutions, offers the highly-durable SBS50 Finger Proof connector. This 2 pole housing, offers APP customers a finger proof design. The design minimizes contact with live contacts, per UL 1977 and UL 60950 regulations, for systems operating over 50 volts, where risk of shock can be health threatening.

The SBS50's slim, contoured ergonomic design allows the operator greater ease when connecting and disconnecting. This along with APP's flat wipe contact technology, make hot plugging and unplugging easy and safe while using minimal real estate. These housings are also keyed to prevent accidental mating of components operating at different voltage levels. Molded side grooves allow secure panel mounting for panel thickness of .048 to .062 inches (1.22 to 1.57 mm).



File No. LR25154

This product is patented

All Data Subject To Change Without Notice

**HEADQUARTERS:** 13 Pratts Junction Road, P.O. Box 579, Sterling, MA 01564 T:978-422-3600 F:978-422-3700

**EUROPE:** Rathealy Road, Fermoy Co. Cork, Ireland T:353-(0)25-32277 F:353-(0)25-32296

**ASIA/PACIFIC:** IDEAL Anderson Asia Pacific Ltd., Unit 922-928 Topsail Plaza, 11 On Sum Street, Shatin N.T., Hong Kong T:852-2636-0836 F:852-2635-9036

**CHINA:** IDEAL Anderson Technologies (Shenzhen) Ltd., Block A8 Tantou W. Ind. Par, Songgang Baoan District, Shenzhen, P.R. China 51810 T: 86-755-2768-2118 F: 86-755-2768-2218

**TAIWAN:** IDEAL Anderson Asia Pacific Ltd., Taiwan Branch, 4F.-2, No.116, Dadun 20th St., Situn District, Taichung City 407, Taiwan (R.O.C.) T: 886-4-2310-6451 F:886-4-2310-6460

[www.andersonpower.com](http://www.andersonpower.com)


The Patented SBS0 is designed for high voltage applications where personal safety is critical. The connector meets the accessibility requirements of UL1977 section 10.2 and is recommended for over 50 volts.

The slim, ergonomic design, along with Anderson's flat wipe contact technology makes hot plugging and unplugging easy and safe. The SBS™ 50 is manufactured using the same high quality materials that provide APP customers the robustness needed for systems demanding reliability and longevity.

Applications for this connector include: AC & DC power distribution, uninterruptible power supplies (UPS) and traction batteries.

## FEATURES

- Finger proof**  
*Minimizes the potential contact with live contacts, per UL 1977, section 10.2*
- Mechanical keyed housings**  
*Prevents accidental mating of connectors operating at different voltage levels*
- Ergonomic design**  
*Is "user friendly" during connection and disconnection of the system*
- Molded side grooves**  
*Allows for direct panel mounting, for panel thicknesses of .048 to .062 inches (1.22 to 1.57 mm) or a panel mount bracket*



## PRODUCT SPECIFICATIONS

Connector Model	SBS 50	Connector Model	SBS 50
UL Current Rating (Amperes)	50	Life	
UL Voltage Ratings (Volts)	600*	a. No load (Contact/Disconnect Cycles)	To 10,000
Contact Barrel Wire Size (AWG)	#6 to #16	b. Under Load (Hot Plug 250 cycles @ 120V)	50A
Maximum Wire Insulation Diameter (inches)	0.44	Avg. Connection/Disconnect (lbf)	15
(mm)	11.2	Operating Temperature Range °C**	-20° to 105°
AVG Contact Resistance* (micro-ohms)	200	°F	-4° to 221°
Insulation Withstanding Test Voltage (Volts AC/DC)	2200	Flammability Rating of Housing Material	UL94 V-0
Contact Retention Force (lbf)	50	<b>Recommended Voltage Key Color Code</b>	
		Voltage	24V 36V 48V 80V 96V 192V
		Color	Red Gray Blue Black Brown White
		* UL Rated for 65°C largest wire or cable / ** Contact factory for higher temperature rated connector / SB <sup>®</sup> , UL and CSA Reference: This equipment is an Underwriters Laboratories Inc <sup>®</sup> recognized component. It is also listed by the Canadian Standards Association as certified.	

## ORDERING INFORMATION

### 2 Pole Housing & 50 amp Contacts

Part Number	Housing Color	Wire AWG
SBS50GRA#6	Gray	#6
SBS50GRA#10/12	Gray	#10/12
SBS50BLU#6	Blue	#6
SBS50BLU#10/12	Blue	#10/12
SBS50RED #6	Red	#6
SBS50RED #10/12	Red	#10/12
SBS50BLK #6	Black	#6
SBS50BLK #10/12	Black	#10/12
SBS50BRN#6	Brown	#6
SBS50BRN#10/12	Brown	#10/12
SBS50WHT#6	White	#6
SBS50WHT#10/12	White	#10/12

Note: For additional colors please contact customer service

### Housings Only

Part Number	Description
SBS50GRA	Gray
SBS50BLU	Blue
SBS50RED	Red
SBS50BLK	Black
SBS50BRN	Brown
SBS50WHT	White

### 50 amp Contacts

Part Number	Description	Wire AWG
1339G2	Contact set (2)-low det	#6
1339G3	Contact set (2)-low det	#10/12

### Accessories

Part Number	Description
SBS50-HDL-Red	Handle & hardware-red
990	Cable clamp & hardware-self attaching-2C
990G1	Cable clamp & hardware-screw mounting-2C
5905	Cable clamp-1 twin conductor with hardware
1466G1	Panel mount bracket

### Bushings

Part Number	Description	Wire AWG
5912	Use with 1339G2	#6 to #8
5910	Use with 1339G2	#6 to #10/12
5913	Use with 1339G2	#6 to #14/16

HEADQUARTERS: 13 Pratts Junction Road, P.O. Box 579, Sterling, MA 01564 T:978-422-3600 F:978-422-3700

EUROPE: Rathealy Road, Fermoy Co. Cork, Ireland T:353-(0)25-32277 F:353-(0)25-32296

ASIA/PACIFIC: IDEAL Anderson Asia Pacific Ltd., Unit 922-928 Topsail Plaza, 11 On Sum Street, Shatin N.T., Hong Kong T:852-2636-0836 F:852-2635-9036

CHINA: IDEAL Anderson Technologies (Shenzhen) Ltd., Block A8 Tantou W. Ind. Par, Songgang Baoan District, Shenzhen, P.R. China 51810 T: 86-755-2768-2118 F: 86-755-2768-2218

TAIWAN: IDEAL Anderson Asia Pacific Ltd., Taiwan Branch, 4F.-2, No.116, Dadun 20th St., Situn District, Taichung City 407, Taiwan (R.O.C.) T: 886-4-2310-6451 F:886-4-2310-6460

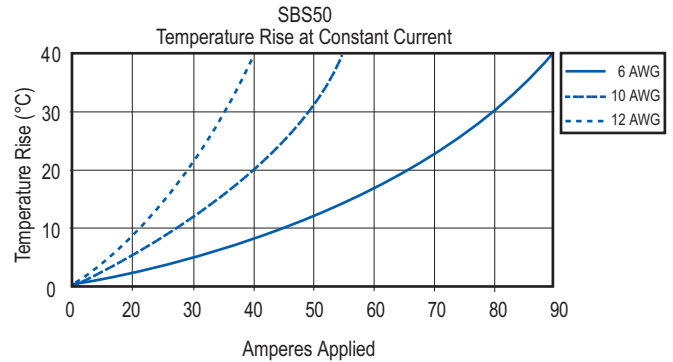
[www.andersonpower.com](http://www.andersonpower.com)

## ORDERING INFORMATION

### Tooling

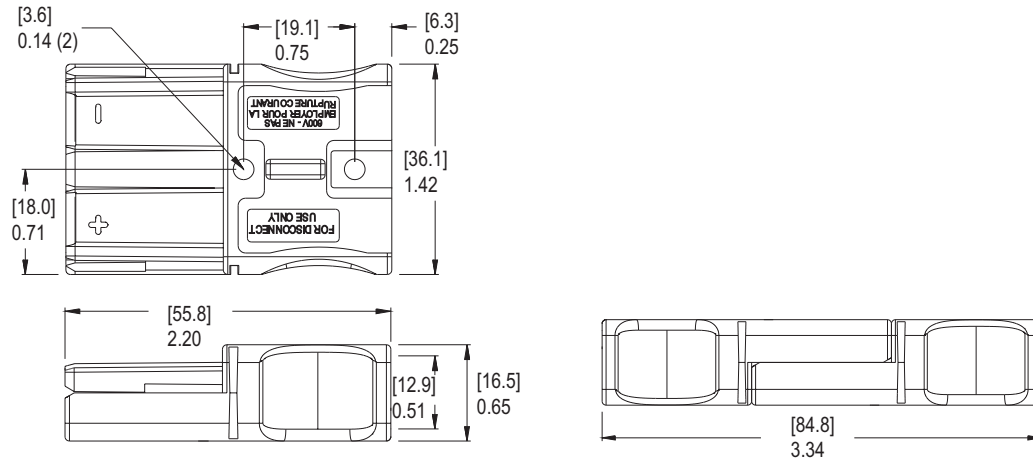
Part Number	Description
1309G4	Hand tool
1387G1	Pneumatic tool
1388G6	- die for #6 to #16 AWG
1388G7	- die for #10 to #12 AWG
1389G9	- locator for #6 to #12 AWG

## TEMPERATURE RISE CHART

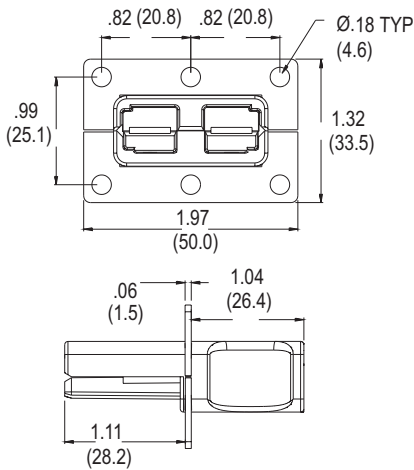


## DIMENSIONS

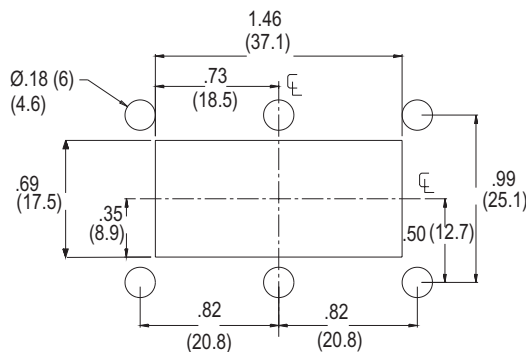
### Housing



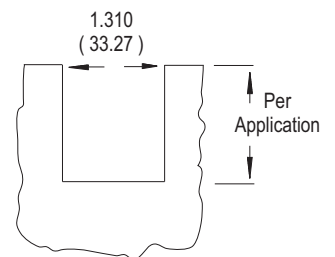
### Panel Mounting Bracket



### Panel Cutout With A Mounting Bracket



### Panel Cutout Without A Mounting Bracket



CSA Certified  
File No. LR25154



File No. E26226

This product is patented

All Data Subject To Change Without Notice

**HEADQUARTERS:** 13 Pratts Junction Road, P.O. Box 579, Sterling, MA 01564 T:978-422-3600 F:978-422-3700

**EUROPE:** Rathealy Road, Fermoy Co. Cork, Ireland T:353-(0)25-32277 F:353-(0)25-32296

**ASIA/PACIFIC:** IDEAL Anderson Asia Pacific Ltd., Unit 922-928 Topsail Plaza, 11 On Sum Street, Shatin N.T., Hong Kong T:852-2636-0836 F:852-2635-9036

**CHINA:** IDEAL Anderson Technologies (Shenzhen) Ltd., Block A8 Tantou W. Ind. Par, Songgang Baoan District, Shenzhen, P.R. China 51810 T: 86-755-2768-2118 F: 86-755-2768-2218

**TAIWAN:** IDEAL Anderson Asia Pacific Ltd., Taiwan Branch, 4F-2, No.116, Dadun 20th St., Situn District, Taichung City 407, Taiwan (R.O.C.) T: 886-4-2310-6451 F:886-4-2310-6460

[www.andersonpower.com](http://www.andersonpower.com)



## Connector Notes

---

---

---

---

---

---

---

---

For customer drawings, assembly instructions and individual data sheets, please visit [www.andersonpower.com](http://www.andersonpower.com).

**HEADQUARTERS:** 13 Pratts Junction Road, P.O. Box 579, Sterling, MA 01564 T:978-422-3600 F:978-422-3700

**EUROPE:** Rathealy Road, Fermoy Co. Cork, Ireland T:353-(0)25-32277 F:353-(0)25-32296

**ASIA/PACIFIC:** IDEAL Anderson Asia Pacific Ltd., Unit 922-928 Topsail Plaza, 11 On Sum Street, Shatin N.T., Hong Kong T:852-2636-0836 F:852-2635-9036

**CHINA:** IDEAL Anderson Technologies (Shenzhen) Ltd., Block A8 Tantou W. Ind. Par, Songgang Baoan District, Shenzhen, P.R. China 51810 T: 86-755-2768-2118 F: 86-755-2768-2218

**TAIWAN:** IDEAL Anderson Asia Pacific Ltd., Taiwan Branch, 4F.-2, No.116, Dadun 20th St., Situn District, Taichung City 407, Taiwan (R.O.C.) T: 886-4-2310-6451 F:886-4-2310-6460

**[www.andersonpower.com](http://www.andersonpower.com)**

## FEATURES

- Mechanical keyed housings**  
*Prevents accidental mating of components operating at different voltage levels*
- Single-piece housing and unitized construction**  
*Provides industrial quality and durability*
- PCB mounted Quick disconnect**  
*Avoids the need for unfastening ring type terminals*
- Straight and right angle terminal**  
*Provides flexibility of parallel or perpendicular mounting to the PCB*
- Genderless design**  
*Makes assembly quick and easy and reduces number of parts stocked*
- Flat wiping contact system**  
*Allows for minimal contact resistance at high current, wiping action cleans contact surface during disconnection*
- Silver plated contacts**  
*Offers greater longevity when using high power, elevated temperature applications*
- UL approved for current interrupt**  
*Safe for "Hot Plug" of battery power*
- Wide product range - for 50, 120, 175 and 350 amps**  
*Allows versatility to choose product best suited to design requirements*
- UL94 V-0 housing material**  
*Provides security in knowledge that the connector chosen meets strict UL flammability ratings*



## PRODUCT RANGE

UL Current Rating (Amperes)*	50* to 350*
UL Voltage Ratings (Volts)	600*
Contact Barrel Wire Size (AWG)	#16 to 300 mcm
(mm <sup>2</sup> )	1.3 to 152.0
Maximum Wire Insulation Diameter (inches)	0.44 to 1.10
(mm)	11.2 to 27.9
AVG Contact Resistance* (micro-ohms)	200 to 50
Insulation Withstanding Test Voltage (Volts AC/DC)	2200
Contact Retention Force (lbf)	50 to 500
Life	
a. No load (Contact/Disconnect Cycles)	To 10,000
b. Under Load (Hot Plug) Max Amps (250 cycles @ 120V)	50A to 100A
Avg. Connection/Disconnect (lbf)	15 to 35
Operating Temperature Range °C**	-20° to 105°
°F	-4° to 221°
Flammability Rating of Housing Material	UL94 V-0



\* UL Rated for 65°C largest wire or cable size

\*\* Contact factory for higher temperature rated connectors

### Recommended Voltage Key Color Code

Voltage	12V	18V	24V	36V	48V	72V	80V	96V	120V	144V
Color	Yellow	Orange	Red	Gray	Blue	Green	Black	Brown	Purple	White

## PRODUCT INFORMATION

Invented by Anderson Power Products®, the innovative SB® connectors provide cost-effective reliability, design flexibility and mistake-proof capability for your products' manufacture, installation and maintenance. APP's 2 & 3 pole connectors are available for 50, 120, 175 and 350 amp ratings for use to 600 Volts continuous AC or DC operation. There are SB® connectors for many applications and wire sizes, #16 (1.3 mm<sup>2</sup>) to 300 mcm (152.0 mm<sup>2</sup>). Mechanical keys ensure connectors will only mate with connectors of the same color. Different color housings are selected to identify voltages, thus preventing mismatching of the power supply system.

The housings are interchangeable and genderless interconnects. Insert contacts into housings and plug together for a clever, simple and low-cost solution to power interconnection. Low-detent contacts are also offered for low insertion/withdrawal force applications. Contacts are available in reeled and loose piece designs to support all production needs from very high volumes to engineering prototype and low-volume customized products.

**Markets:** UPS Systems, Telecommunications, Forklift Trucks, Wheelchairs, Electric Vehicles, Chargers, Power Electronics & Much More.



© CSA Certified  
File No. LR25154



File No. E26226

All Data Subject To Change Without Notice

**HEADQUARTERS:** 13 Pratts Junction Road, P.O. Box 579, Sterling, MA 01564 T:978-422-3600 F:978-422-3700

**EUROPE:** Rathealy Road, Fermoy Co. Cork, Ireland T:353-(0)25-32277 F:353-(0)25-32296

**ASIA/PACIFIC:** IDEAL Anderson Asia Pacific Ltd., Unit 922-928 Topsail Plaza, 11 On Sum Street, Shatin N.T., Hong Kong T:852-2636-0836 F:852-2635-9036

**CHINA:** IDEAL Anderson Technologies (Shenzhen) Ltd., Block A8 Tantou W. Ind. Par, Songgang Baoan District, Shenzhen, P.R. China 51810 T: 86-755-2768-2118 F: 86-755-2768-2218

**TAIWAN:** IDEAL Anderson Asia Pacific Ltd., Taiwan Branch, 4F.-2, No.116, Dadun 20th St., Situn District, Taichung City 407, Taiwan (R.O.C.) T: 886-4-2310-6451 F:886-4-2310-6460

[www.andersonpower.com](http://www.andersonpower.com)

The innovative SB<sup>®</sup> connectors provide cost-effective reliability, design flexibility and safety for your products' manufacture, installation and maintenance.

APP's 2 pole connector is available with a 50 amp rating, 600 Volts continuous AC or DC operation. There are SB<sup>®</sup> connectors for many applications and wire sizes, #6 to #16 AWG (13.3 to 1.3 mm<sup>2</sup>). Mechanical keys ensure connectors will only mate with connectors of the same color. Different color housings are selected to identify voltages, thus preventing mismatching of the power supply system.

## FEATURES

- **Mechanical keyed housings**  
*Prevents accidental mating of components operating at different voltage levels*
- **Single-piece housing and unitized construction**  
*Provides industrial quality and durability*
- **Genderless design**  
*Makes assembly quick and easy and reduces number of parts stocked*



## PRODUCT SPECIFICATIONS

Connector Model	SB <sup>®</sup> 50	Connector Model	SB <sup>®</sup> 50
UL Current Rating (Amperes)*	50*	Life	
UL Voltage Ratings (Volts)	600*	a. No load (Contact/Disconnect Cycles)	To 10,000
Contact Barrel Wire Size (AWG) (mm <sup>2</sup> )	#6 to #16 13.3 to 1.3	b. Under Load (Hot Plug 250 cycles @ 120V)	50A
Maximum Wire Insulation Diameter (inches) (mm)	0.44 11.2	Avg. Connection/Disconnect (lbf)	10 - low detent 15 - high detent
AVG Contact Resistance* (micro-ohms)	200	Operating Temperature Range °C** °F	-20° to 105° -4° to 221°
Insulation Withstanding Test Voltage (Volts AC/DC)	2200	Flammability Rating of Housing Material	UL94 V-0
Contact Retention Force (lbf)	50		



\* UL Rated for 65°C largest wire or cable size

\*\* Contact factory for higher temperature rated connector

SB<sup>®</sup>, UL and CSA Reference: This equipment is an Underwriters Laboratories Inc<sup>®</sup> recognized component. It is also listed by the Canadian Standards Association as certified.

## ORDERING INFORMATION

### 2 Pole Housing & 50 amp Contacts

Part Number	Housing Color	Wire AWG	sq. mm
6319	Gray	#6	13.3
6319G1	Gray	#10/12	5.3/3.3
6331G1	Red	#6	13.3
6331G2	Red	#10/12	5.3/3.3
6331G3	Black	#6	13.3
6331G4	Black	#10/12	5.3/3.3
6331G5	Blue	#6	13.3
6331G6	Blue	#10/12	5.3/3.3
6331G7	Yellow	#6	13.3
6331G8	Yellow	#10/12	5.3/3.3
6331G9	Green	#6	13.3
6331G10	Green	#10/12	5.3/3.3
6331G11	Orange	#6	13.3
6331G12	Orange	#10/12	5.3/3.3

\* LD - low detent or HD - high detent

Note: For additional colors please contact customer service

### Housings Only

Part Number	Description
992	Gray
992G1	Red
992G2	Black
992G4	Blue
992G5	Yellow
992G6	Green
992G7	Orange

### 50 amp Contacts\*

Part Number	Description	Wire	
		AWG	sq. mm
903G1	Contact set (2) 5900	#6	13.3
904G1	Contact set (2) 5915	#10/12	5.3/3.3
5900	Individual - HD	#6	13.3
1307	Individual - LD	#6	13.3
5952	Individual - HD	#8	8.4
5953	Individual - LD	#10/12	5.3/3.3
5914	Individual - HD	#10	5.26
5915	Individual - HD	#10/12	5.3/3.3

### 50 amp contacts continued

Part Number	Description	Wire AWG	sq. mm
265G1	Reel, silver - HD	#6/8	13.3/8.4
265G2	Reel, silver - HD	#10/12	5.3/3.3
265G3	Reel, silver - LD	#6/8	13.3/8.4
265G4	Reel, silver - LD	#10/12	5.3/3.3
265G5	Reel, tin - HD	#6/8	13.3/8.4
265G6	Reel, tin - HD	#10/12	5.3/3.3
265G7	Reel, tin - LD	#6/8	13.3/8.4
265G8	Reel, tin - LD	#10/12	5.3/3.3
75BBS	Bus bar contact	N/A	N/A

### Accessories

Part Number	Description
SB50-HDL-Red	Handle & hardware, red
134G1	Dust cover, red
990	Cable clamp & hardware, self attaching, 2C
990G2	Cable clamp, 2 single conductors

HEADQUARTERS: 13 Pratts Junction Road, P.O. Box 579, Sterling, MA 01564 T:978-422-3600 F:978-422-3700

EUROPE: Rathealy Road, Fermoy Co. Cork, Ireland T:353-(0)25-32277 F:353-(0)25-32296

ASIA/PACIFIC: IDEAL Anderson Asia Pacific Ltd., Unit 922-928 Topsail Plaza, 11 On Sum Street, Shatin N.T., Hong Kong T:852-2636-0836 F:852-2635-9036

CHINA: IDEAL Anderson Technologies (Shenzhen) Ltd., Block A8 Tantou W. Ind. Par, Songgang Baoan District, Shenzhen, P.R. China 51810 T: 86-755-2768-2118 F: 86-755-2768-2218

TAIWAN: IDEAL Anderson Asia Pacific Ltd., Taiwan Branch, 4F-2, No.116, Dadun 20th St., Situn District, Taichung City 407, Taiwan (R.O.C.) T: 886-4-2310-6451 F:886-4-2310-6460

[www.andersonpower.com](http://www.andersonpower.com)



## ORDERING INFORMATION

accessories continued

Part Number	Description
990G1	Cable clamp & hardware-screw mounting-2C
5905	Cable clamp-1 twin conductor with hardware
110G57	Lock nut for use with bus bar contact

## Bushings

Part Number	Description	Reduces From AWG	sq. mm
5910	Use with 5900 or 1307	#6 to #10/12	13.3 to 5.3/3.3
5912	Use with 5900 or 1307	#6 to #8	13.3 to 8.4
5913	Use with 5900 or 1307	#6 to #14/16	13.3 to 2.1/1.3

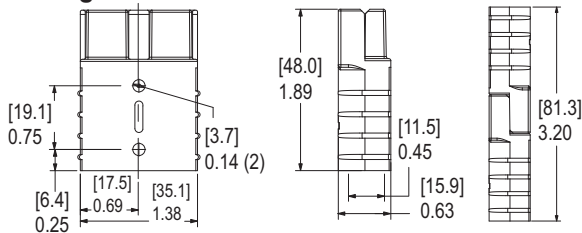
## Tooling

Part Number	Description
1309G4	Hand tool
1387G1	Pneumatic tool
1388G6	- die for #6 to #16 AWG
1388G7	- die for #10 to #12 AWG
1389G6	- locator for #6 to #16 AWG
1389G7	- locator for #10 to #12 AWG
260G16	Applicator only (110V & 220V)
*	Applicator & Press (220V, 50Hz)
*	Press only (110V, 60Hz)

\* Consult factory

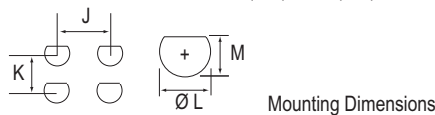
## DIMENSIONS

### Housing



### Bus Bar Layout

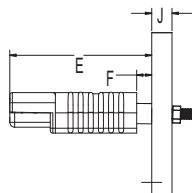
Part Number	- J -	- K -	- L -	- M -
	mm	in.	mm	in.
75BBS	19.1	0.75	17.3(min)	0.68(min)
			6.73	0.265
			2.92	0.115



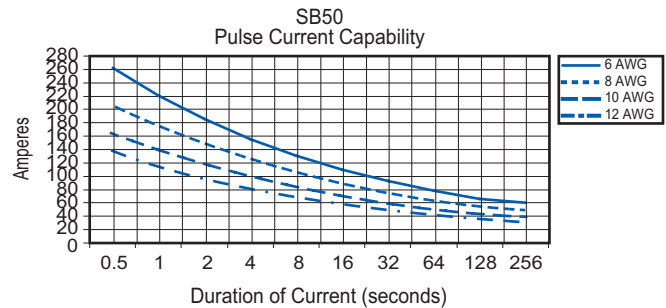
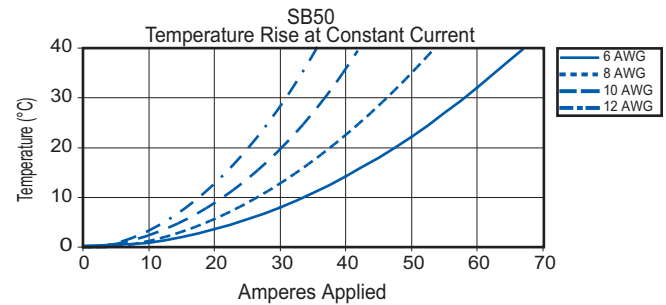
### Bus Bar Mounting Table

Part Number	-E-	-F-
	mm	in.
75BBS	53.3	2.10
		5.10
		0.20

Part Number	-J-
	mm
75BBS	3.0 - 12.7
	0.12 - 0.50

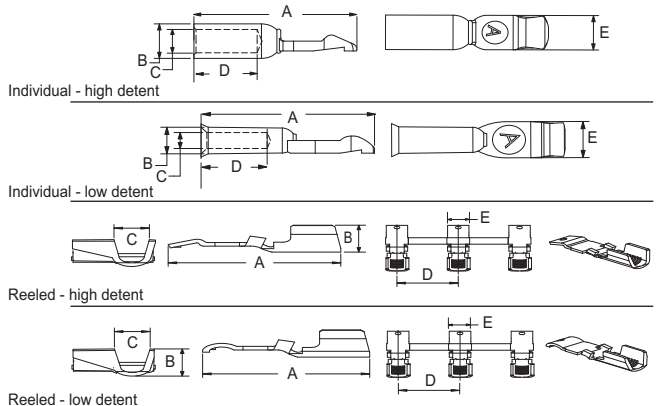


## TEMPERATURE RISE CHARTS



## Contacts

Part Number	-A- mm in.	-B- mm in.	-C- mm in.	-D- mm in.	-E- mm in.
1307	30.0 1.18	7.2 0.28	5.6 0.22	11.4 0.45	7.1 0.28
5900	30.0 1.18	7.2 0.28	5.6 0.22	11.4 0.45	7.1 0.28
5914	29.7 1.17	4.8 0.19	3.5 0.14	11.4 0.45	7.1 0.28
5915	30.0 1.18	7.2 0.28	3.5 0.14	11.4 0.45	7.1 0.28
5952	30.0 1.18	7.2 0.28	4.7 0.19	11.4 0.45	7.1 0.28
5953	30.0 1.18	7.2 0.28	3.5 0.14	11.4 0.45	7.1 0.28
904G1	30.0 1.18	7.2 0.28	3.5 0.14	11.4 0.45	7.1 0.28
903G1	30.0 1.18	7.2 0.28	5.6 0.22	11.4 0.45	7.1 0.28
265G1	31.8 1.25	9.1 0.36	9.1 0.36	22.9 0.90	8.1 0.32
265G2	31.8 1.25	7.4 0.29	6.9 0.27	22.9 0.90	8.1 0.32
265G3	31.0 1.22	9.1 0.36	9.1 0.36	22.9 0.90	8.1 0.32
265G4	31.0 1.22	7.4 0.29	6.9 0.27	22.9 0.90	8.1 0.32
265G5	31.8 1.25	9.1 0.36	9.1 0.36	22.9 0.90	8.1 0.32
265G6	31.8 1.25	7.4 0.29	6.9 0.27	22.9 0.90	8.1 0.32
265G7	31.0 1.22	9.1 0.36	9.1 0.36	22.9 0.90	8.1 0.32
265G8	31.0 1.22	7.4 0.29	6.9 0.27	22.9 0.90	8.1 0.32
75BBS	See Bus Bar Section				



CSA Certified  
File No. LR25154



File No. E26226

All Data Subject To Change Without Notice

HEADQUARTERS: 13 Pratts Junction Road, P.O. Box 579, Sterling, MA 01564 T:978-422-3600 F:978-422-3700

EUROPE: Rathealy Road, Fermoy Co. Cork, Ireland T:353-(0)25-32277 F:353-(0)25-32296

ASIA/PACIFIC: IDEAL Anderson Asia Pacific Ltd., Unit 922-928 Topsail Plaza, 11 On Sum Street, Shatin N.T., Hong Kong T:852-2636-0836 F:852-2635-9036

CHINA: IDEAL Anderson Technologies (Shenzhen) Ltd., Block A8 Tantou W. Ind. Par, Songgang Baoran District, Shenzhen, PR. China 51810 T: 86-755-2768-2118 F: 86-755-2768-2218

TAIWAN: IDEAL Anderson Asia Pacific Ltd., Taiwan Branch, 4F-2, No.116, Dadun 20th St., Situn District, Taichung City 407, Taiwan (R.O.C.) T: 886-4-2310-6451 F:886-4-2310-6460


www.andersonpower.com

The innovative SB<sup>®</sup> connectors provide cost-effective reliability, design flexibility and safety for your products' manufacture, installation and maintenance.

APP's 2 pole connector is available with a 120 amp rating, 600 Volts continuous AC or DC operation. There are SB<sup>®</sup> connectors for many applications and wire sizes, #2 to #6 AWG (33.6 to 13.3 mm<sup>2</sup>). Mechanical keys ensure connectors will only mate with connectors of the same color. Different color housings are selected to identify voltages, thus preventing mismatching of the power supply system.


## FEATURES

- Molded side grooves**  
*Allows for a secure panel mounting fit*
- Mechanical keyed housings**  
*Prevents accidental mating of components operating at different voltage levels*
- Single-piece housing and unitized construction**  
*Provides industrial quality and durability*



## PRODUCT SPECIFICATIONS

Connector Model	SB <sup>®</sup> 120	Connector Model	SB <sup>®</sup> 120
UL Current Rating (Amperes)*	120*	Life	
UL Voltage Ratings (Volts)	600*	a. No load (Contact/Disconnect Cycles)	To 10,000
Contact Barrel Wire Size (AWG)	#2 to #6	b. Under Load (Hot Plug 250 cycles @ 120V)	60A
(mm <sup>2</sup> )	33.3 to 13.3	Avg. Connection/Disconnect (lbf)	20
Maximum Wire Insulation Diameter (inches)	0.575	Operating Temperature Range °C**	-20° to 105°
(mm)	14.6	°F	-4° to 221°
AVG Contact Resistance* (micro-ohms)	136	Flammability Rating of Housing Material	UL94 V-0
Insulation Withstanding Test Voltage (Volts AC/DC)	2200		
Contact Retention Force (lbf)	100		



\* UL Rated for 75°C largest wire or cable size  
\*\* Contact factory for higher temperature rated connector  
SB<sup>®</sup>, UL and CSA Reference: This equipment is an Underwriters Laboratories Inc<sup>®</sup> recognized component. It is also listed by the Canadian Standards Association as certified.

## ORDERING INFORMATION

### 2 Pole Housing & 120 amp Contacts

Part Number	Housing Color	Wire	
		AWG	sq. mm
6800G1	Gray	#2	33.6
6801G1	Blue	#2	33.6
6802G1	Red	#2	33.6
6800G2	Gray	#4	21.1
6801G2	Blue	#4	21.1
6802G2	Red	#4	21.1
6800G3	Gray	#6	13.3
6801G3	Blue	#6	13.3
6802G3	Red	#6	13.3

### Housing Only

Part Number	Description
6810G1	Gray housing
6810G2	Blue housing
6810G3	Red housing

### 120 amp Contacts

Part Number	Description	Wire	
		AWG	sq. mm
6811G1	Contact set (2)	#2	33.6
6811G2	Contact set (2)	#4	21.1
6811G3	Contact set (2)	#6	13.3
120BBS	Bus Bar	N/A	N/A

### Bushings

Part Number	Description	Wire	
		AWG	sq. mm
5919	Use with 6811G1	#2 to #4	33.6/21.2
5920	Use with 6811G1	#2 to #6	33.6/13.3
5921	Use with 6811G1	#2 to #8	33.6/8.4

### Accessories

Part Number	Description
SB120-HDL-RED	SB handle with hardware-red
981G1	Cable clamp for 2 single conductor cables
110G57	Lock nut for use with Bus bar contact
134G4	Dust cover, red
1467G1	Panel mount bracket, set (2)
981G2	Twin conduit cable clamp

### Tooling

Part Number	Description
1368	Hand tool - #2 to #8
1387G1	Pneumatic tool - #2 to #8
1388G4	- die for #2 to #8
1389G4	- locator #2 to #8

Note: For additional colors please contact customer service

**HEADQUARTERS:** 13 Pratts Junction Road, P.O. Box 579, Sterling, MA 01564 T:978-422-3600 F:978-422-3700

**EUROPE:** Rathealy Road, Fermoy Co. Cork, Ireland T:353-(0)25-32277 F:353-(0)25-32296

**ASIA/PACIFIC:** IDEAL Anderson Asia Pacific Ltd., Unit 922-928 Topsail Plaza, 11 On Sum Street, Shatin N.T., Hong Kong T:852-2636-0836 F:852-2635-9036

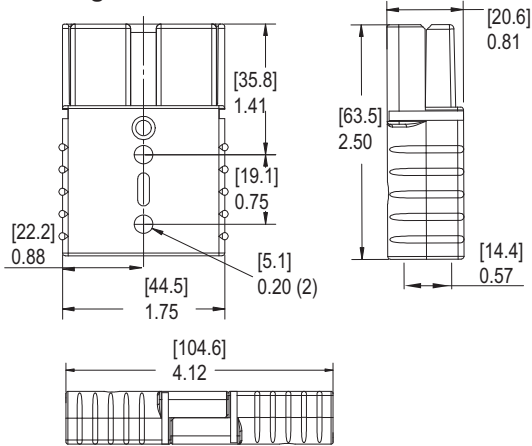
**CHINA:** IDEAL Anderson Technologies (Shenzhen) Ltd., Block A8 Tantou W. Ind. Par, Songgang Baoan District, Shenzhen, P.R. China 51810 T: 86-755-2768-2118 F: 86-755-2768-2218

**TAIWAN:** IDEAL Anderson Asia Pacific Ltd., Taiwan Branch, 4F.-2, No.116, Dadun 20th St., Situn District, Taichung City 407, Taiwan (R.O.C.) T: 886-4-2310-6451 F:886-4-2310-6460

[www.andersonpower.com](http://www.andersonpower.com)

## DIMENSIONS

### Housing

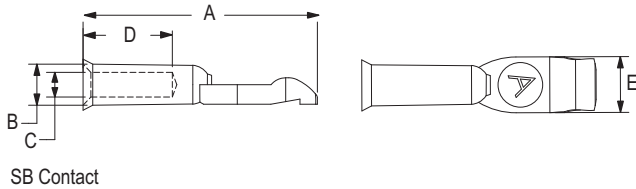


### Contacts

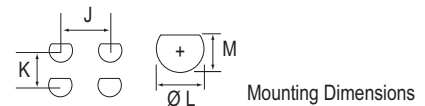
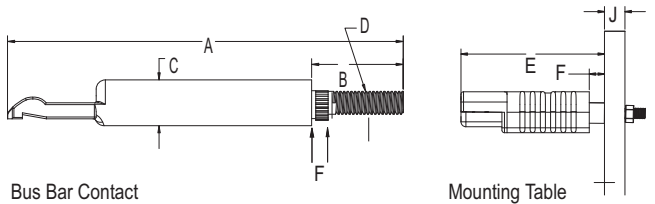
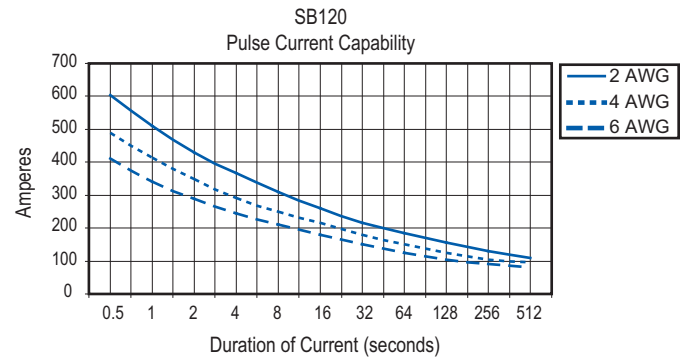
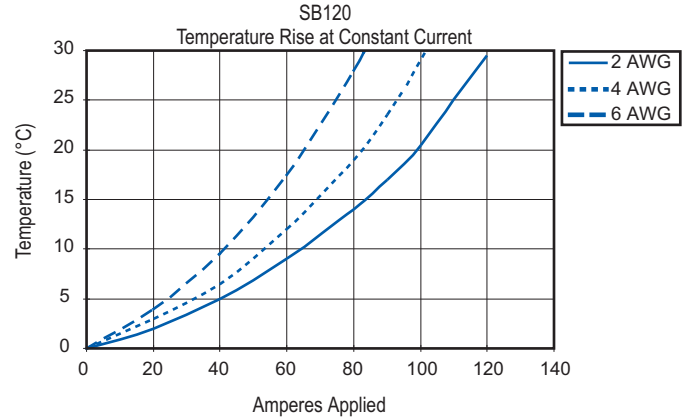
Part Number	-A- mm in.	-B- mm in.	-C- mm in.	-D- mm in.
6811G1	50.8 2.00	11.1 0.44	8.7 0.34	21.6 0.85
6811G2	50.8 2.00	11.1 0.44	7.5 0.30	21.6 0.85
6811G3	50.8 2.00	11.1 0.44	5.6 0.22	21.6 0.85
120BBS	77.0 3.03	11.2 0.44	9.5 0.38	N/A #10-24Thd.

Part Number	Contact Detent	-E- mm in.	-F- mm in.	-J- mm in.	-K- mm in.
6811G1	Low	10.4 0.41	N/A	N/A	N/A
6811G2	Low	10.4 0.41	N/A	N/A	N/A
6811G3	Low	10.4 0.41	N/A	N/A	N/A
120BBS	N/A	68.6 2.70	5.1 0.20	23.6 0.93	21.1 (min) 0.83(min)

Part Number	Contact Detent	-L- mm in.	-M- mm in.
120BBS	N/A	7.37 0.29	6.35 0.25



## TEMPERATURE RISE CHARTS



The innovative SB<sup>®</sup> connectors provide cost-effective reliability, design flexibility and safety for your products' manufacture, installation and maintenance.


APP's 2 & 3 pole connectors are available with a 175 amp rating, 600 Volts continuous AC or DC operation. There are SB<sup>®</sup> connectors for many applications and wire sizes, #4 to 1/0 AWG (21.1 to 53.5mm<sup>2</sup>). Mechanical keys ensure connectors will only mate with connectors of the same color. Different color housings are selected to identify voltages, thus preventing mismatching of the power supply system.

## FEATURES

- Mechanical keyed housings**  
*Prevents accidental mating of components operating at different voltage levels*
- Flat wiping contact system**  
*Allows for minimal contact resistance at high current, wiping action cleans contact surface during disconnection*
- Genderless design**  
*Makes assembly quick and easy and reduces number of parts stocked*



## PRODUCT SPECIFICATIONS

Connector Model	SB <sup>®</sup> 175	Connector Model	SB <sup>®</sup> 175
UL Current Rating (Amperes)*	175*	Life	
UL Voltage Ratings (Volts)	600*	a. No load (Contact/Disconnect Cycles)	To 10,000
Contact Barrel Wire Size (AWG) (mm <sup>2</sup> )	#4 to 1/0 21.1 to 53.5	b. Under Load (Hot Plug 250 cycles @ 120V)	75A
Maximum Wire Insulation Diameter (inches) (mm)	0.75 19.01	Avg. Connection/Disconnect (lbf)	25 (SB 2 Pole) 35 (SB 3 Pole)
AVG Contact Resistance* (micro-ohms)	100	Operating Temperature Range °C** °F	-20° to 105° -4° to 221°
Insulation Withstanding Test Voltage (Volts AC/DC)	2200	Flammability Rating of Housing Material	UL94 V-0
Contact Retention Force (lbf)	300	 <small>* UL Rated for 65°C largest wire or cable size  ** Contact factory for higher temperature rated connector  SB<sup>®</sup>, UL and CSA Reference: This equipment is an Underwriters Laboratories Inc<sup>®</sup> recognized component.  It is also listed by the Canadian Standards Association as certified.</small>	

## ORDERING INFORMATION

### 2 Pole Housing & 175 amp Contacts

Part Number	Housing Color	Wire AWG	Wire sq. mm
6325G1	Gray	1/0	53.5
6326G1	Blue	1/0	53.5
6327G1	Orange	1/0	53.5
6328G1	Yellow	1/0	53.5
6329G1	Red	1/0	53.5
6325G5	Gray	#2	33.6
6326G5	Blue	#2	33.6
6327G5	Orange	#2	33.6
6328G5	Yellow	#2	33.6
6329G5	Red	#2	33.6
6325G6	Gray	#4	21.1
6326G6	Blue	#4	21.1
6327G6	Orange	#4	21.1
6328G6	Yellow	#4	21.1
6329G6	Red	#4	21.1

### Housings Only

Part Number	Description
940	Gray
941	Blue
942	Orange
943	Yellow
949	Red
2-7252G11	Black, no voltage key

### 175 amp Contacts

Part Number	Description	Wire AWG	Wire sq. mm
944	Contact set (2)	1/0	53.5
1382	Individual	1/0	53.5
947	Contact set (2)	#2	33.6
1383	Individual	#2	33.6
948	Contact set (2)	#4	21.1
1384	Individual	#4	21.2
948G1*	Contact set (2)	#6	13.3
1348*	Individual	#6	13.3
944G1	Contact set (2)	#1	42.4
1347	Individual	#1	42.4
180BBS	Bus bar contact	N/A	N/A

### 3 Pole Housing & 175 amp Contacts

Part Number	Housing Color	Wire AWG	Wire sq. mm
6316	Gray	1/0	53.5
6316G9	Gray	#1	42.4
6316G10	Gray	#2	33.6

### 3 Pole Housing Only

Part Number	Description
902	Gray, springs & hardware

\* Thin wall  
Note: For additional colors please contact customer service

HEADQUARTERS: 13 Pratts Junction Road, P.O. Box 579, Sterling, MA 01564 T:978-422-3600 F:978-422-3700

EUROPE: Rathealy Road, Fermoy Co. Cork, Ireland T:353-(0)25-32277 F:353-(0)25-32296

ASIA/PACIFIC: IDEAL Anderson Asia Pacific Ltd., Unit 922-928 Topsail Plaza, 11 On Sum Street, Shatin N.T., Hong Kong T:852-2636-0836 F:852-2635-9036

CHINA: IDEAL Anderson Technologies (Shenzhen) Ltd., Block A8 Tantou W. Ind. Par, Songgang Baoan District, Shenzhen, P.R. China 51810 T: 86-755-2768-2118 F: 86-755-2768-2218

TAIWAN: IDEAL Anderson Asia Pacific Ltd., Taiwan Branch, 4F.-2, No.116, Dadun 20th St., Situn District, Taichung City 407, Taiwan (R.O.C.) T: 886-4-2310-6451 F:886-4-2310-6460

[www.andersonpower.com](http://www.andersonpower.com)

## ORDERING INFORMATION & DIMENSIONS

### Accessories

Part Number	Description
995G1	Handle, hardware & lock washers - Gray
995G3	Handle, hardware & lock washers - Red
923	Manual release, locking half with clamps and hardware
924	Manual release, mounting half with clamps and hardware
110G56	Lock nut for use with Bus bar contact
SB175-lockout	Safety lockout
111197G1	Charger key
134G2	Dust cover
945	Cable clamps
945G3	Cable clamps-2 single conductor with hardware. Use with "A" frame only.
946G1	Cable clamps-1 twin conductor with hardware. Use with "A" frame only.

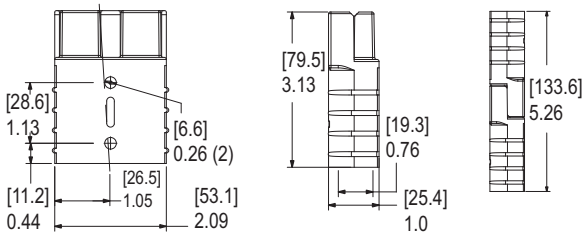
### Bushings

Part Number	Description	Wire	
		AWG	sq. mm
5648	Use with 944	1/0 to #10	53.5 to 5.1
5663	Use with 944	1/0 to #6	53.5 to 13.3
5687	Use with 944	1/0 to #1	53.5 to 42.4
5690	Use with 944	1/0 to #2	53.5 to 33.6
5693	Use with 944	1/0 to #4	53.5 to 21.2

### Tooling

Part Number	Description
1368	Hand tool for 1/0 to #1 (53.5/42.4)
1387G1	Pneumatic tool
1388G3	- die for 1/0 to #1 (53.5/42.4)
1388G5	- die for #4
1389G5	- locator for #4
1389G3	- locator for 1/0 to #1 (53.5/42.4)
1303G4	- die for 1/0 to #4 (53.5/21.1)
1304G4	- locator for 1/0 to #4 (53.5/21.1)

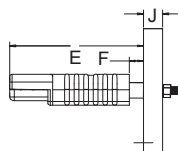
### Housing



### Bus Bar Mounting Table

Part Number	- E -		- F -	
	mm	in.	mm	in.
180BBS	88.9	3.50	10.2	0.40

Part Number	- J -	
	mm	in.
180BBS	5.0-19.0	0.20-0.75

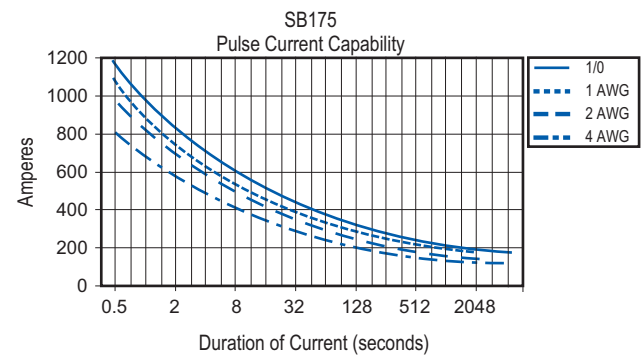
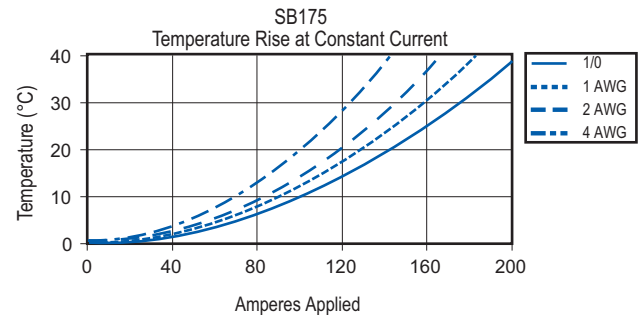


CSA Certified  
File No. LR25154

RU US File No. E26226

All Data Subject To Change Without Notice

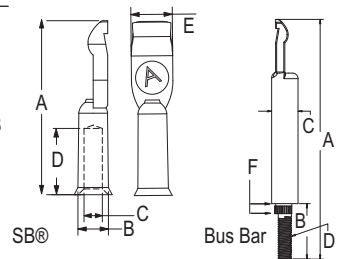
## TEMPERATURE RISE CHART



### Contacts

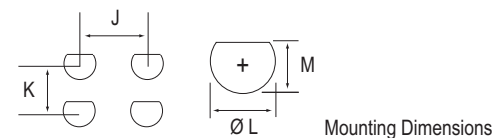
Part Number	-A-		-B-		-C-		-D-	
	mm	in.	mm	in.	mm	in.	mm	in.
944	59.7	2.35	13.1	0.52	11.1	0.44	27.4	1.08
947	59.7	2.35	13.1	0.52	8.9	0.35	27.4	1.08
948	59.7	2.35	13.1	0.52	7.5	0.30	25.9	1.02
944G1	59.7	2.35	13.1	0.52	9.9	0.39	27.4	1.08
948G1	53.3	2.10	9.3	0.37	11.7	0.46	21.3	0.84
180BBS	109.0	4.29	25.4	1.00	12.7	0.50	N/A	1/4-20Thd.

Part Number	-E-		-F-	
	mm	in.	mm	in.
944	12.7	0.5	N/A	
947	12.7	0.5	N/A	
948	12.7	0.5	N/A	
944G1	12.7	0.5	N/A	
948G1	12.7	0.5	N/A	
180BBS	N/A		4.6	0.18



### Bus Bar Layout

Part Number	- J -		- K -		- L -		- M -	
	mm	in.	mm	in.	mm	in.	mm	in.
180BBS	26.8	1.05	26.8(min)	1.05(min)	9.53	0.375	3.43	0.135



HEADQUARTERS: 13 Pratts Junction Road, P.O. Box 579, Sterling, MA 01564 T:978-422-3600 F:978-422-3700

EUROPE: Rathealy Road, Fermoy Co. Cork, Ireland T:353-(0)25-32277 F:353-(0)25-32296

ASIA/PACIFIC: IDEAL Anderson Asia Pacific Ltd., Unit 922-928 Topsail Plaza, 11 On Sum Street, Shatin N.T., Hong Kong T:852-2636-0836 F:852-2635-9036

CHINA: IDEAL Anderson Technologies (Shenzhen) Ltd., Block A8 Tantou W. Ind. Par. Songgang Baoan District, Shenzhen, P.R. China 51810 T: 86-755-2768-2118 F: 86-755-2768-2218

TAIWAN: IDEAL Anderson Asia Pacific Ltd., Taiwan Branch, 4F.-2, No.116, Dadun 20th St., Situn District, Taichung City 407, Taiwan (R.O.C.) T: 886-4-2310-6451 F:886-4-2310-6460

[www.andersonpower.com](http://www.andersonpower.com)

The innovative SB<sup>®</sup> connectors provide cost-effective reliability, design flexibility and safety for your products' manufacture, installation and maintenance.

APP's 2 pole connector is available with a 350 amp rating, 600 Volts continuous AC or DC operation. There are SB<sup>®</sup> connectors for many applications and wire sizes, 2/0 AWG to 300 mcm (67.4 to 152.0 mm<sup>2</sup>). Mechanical keys ensure connectors will only mate with connectors of the same color. Different color housings are selected to identify voltages, thus preventing mismatching of the power supply system.

## FEATURES

- Mechanical keyed housings**  
*Prevents accidental mating of components operating at different voltage levels*
- Single-piece housing and unitized construction**  
*Provides industrial quality and durability*
- Genderless design**  
*Makes assembly quick and easy and reduces number of parts stocked*



## PRODUCT SPECIFICATIONS

Connector Model	SB <sup>®</sup> 350	Connector Model	SB <sup>®</sup> 350
UL Current Rating (Amperes)*	350*	Life	
UL Voltage Ratings (Volts)	600*	a. No load (Contact/Disconnect Cycles)	To 10,000
Contact Barrel Wire Size (AWG) (mm <sup>2</sup> )	2/0 to 300 mcm 67.4 to 152.0	b. Under Load (Hot Plug 250 cycles @ 120V)	100A
Maximum Wire Insulation Diameter (inches) (mm)	1.10 27.9	Avg. Connection/Disconnect (lbf)	30
AVG Contact Resistance* (micro-ohms)	50	Operating Temperature Range °C** °F	-20° to 105° -4° to 221°
Insulation Withstanding Test Voltage (Volts AC/DC)	2200	Flammability Rating of Housing Material	UL94 V-0
Contact Retention Force (lbf)	500		



\* UL Rated for 65°C largest wire or cable size  
 \*\* Contact factory for higher temperature rated connector  
 SB<sup>®</sup>, UL and CSA Reference: This equipment is an Underwriters Laboratories Inc<sup>®</sup> recognized component.  
 It is also listed by the Canadian Standards Association as certified.

## ORDERING INFORMATION

### 2 Pole Housing & 350 amp Contacts

Part Number	Housing Color	Wire	
		AWG	sq. mm
6320G1	Gray	2/0	67.4
6320G2	Gray	4/0	107.2
6320G4	Gray	300 mcm	152.0
6320G5	Gray	3/0	85.0
6321G1	Blue	2/0	67.4
6321G2	Blue	4/0	107.2
6321G4	Blue	300 mcm	152.0
6321G5	Blue	3/0	85.0
6322G1	Red	2/0	67.4
6322G2	Red	4/0	107.2
6322G4	Red	300 mcm	152.0
6322G5	Red	3/0	85.0
6323G1	Yellow	2/0	67.4
6323G2	Yellow	4/0	107.2
6323G4	Yellow	300 mcm	152.0
6323G5	Yellow	3/0	85.0

### 2 Pole Housing & 350 amp Contacts continued

Part Number	Description	Wire	
		AWG	sq. mm
6324G1	Green	2/0	67.4
6324G2	Green	4/0	107.2
6324G4	Green	300 mcm	152.0
6324G5	Green	3/0	85.0
6400G1	Orange	2/0	67.4
6400G2	Orange	4/0	107.2
6400G4	Orange	300 mcm	152.0
6400G5	Orange	3/0	85.0

### Housings Only

Part Number	Color
906	Gray
912	Blue
913	Red

### housings continued

Part Number	Color
914	Yellow
931	Green
932	Orange

### Contacts

Part Number	Description	Wire	
		AWG	sq. mm
917	Contact set (2)	1/0	53.5
907	Contact set (2)	2/0	67.4
916	Contact set (2)	3/0	85.0
908	Contact set (2)	4/0	107.2
910	Contact set (2)	300 mcm	152.0
350BBS	Bus bar contact	N/A	N/A

Note: For additional colors please contact customer service

**HEADQUARTERS:** 13 Pratts Junction Road, P.O. Box 579, Sterling, MA 01564 T:978-422-3600 F:978-422-3700

**EUROPE:** Rathealy Road, Fermoy Co. Cork, Ireland T:353-(0)25-32277 F:353-(0)25-32296

**ASIA/PACIFIC:** IDEAL Anderson Asia Pacific Ltd., Unit 922-928 Topsail Plaza, 11 On Sum Street, Shatin N.T., Hong Kong T:852-2636-0836 F:852-2635-9036

**CHINA:** IDEAL Anderson Technologies (Shenzhen) Ltd., Block A8 Tantou W. Ind. Par, Songgang Baoan District, Shenzhen, P.R. China 51810 T: 86-755-2768-2118 F: 86-755-2768-2218

**TAIWAN:** IDEAL Anderson Asia Pacific Ltd., Taiwan Branch, 4F.-2, No.116, Dadun 20th St., Situn District, Taichung City 407, Taiwan (R.O.C.) T: 886-4-2310-6451 F:886-4-2310-6460

[www.andersonpower.com](http://www.andersonpower.com)

## ORDERING INFORMATION

### Accessories

Part Number	Description
995G2	Handle & hardware-gray
995G4	Handle & hardware-red
919	Manual release-locking half-cable clamps, hardware & lock out spring for the battery
919G1	Mounting half-mounting half-hardware & lock out spring for battery
922G1	Mounting half-hardware for truck or charger
111197G1	Charger key
134G3	Dust cover
996G1	Cable clamps-2 single conductor with hardware
911	Cable clamps-2 single conductor, cables with hardware and steel handle
SB350-lockout	Safety lockout

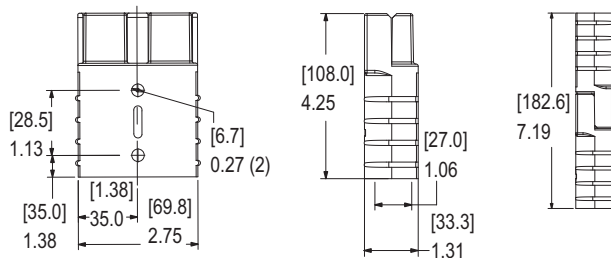
### Bushings

Part Number	Description	Wire	
		AWG	sq. mm
5918	Use with 907	2/0 to 1/0	67.4 to 53.5

### Tooling

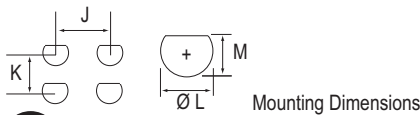
Part Number	Description
1368	Hand tool for 1/0 to 300 mcm
1387G1	Pneumatic tool
1387G2	Pneumatic tool
1388G2	- die for 2/0 to 3/0
1389G2	- locator for 2/0 to 3/0
1388G1	- die for 4/0
1389G1	- locator for 4/0
1304G9	- loctor for 4/0
1303G3	- die for 4/0

### Housing



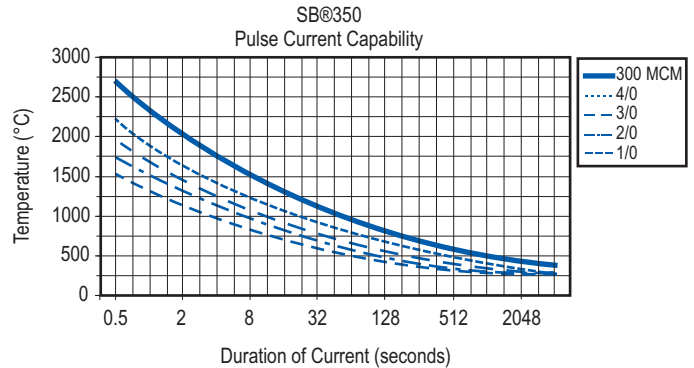
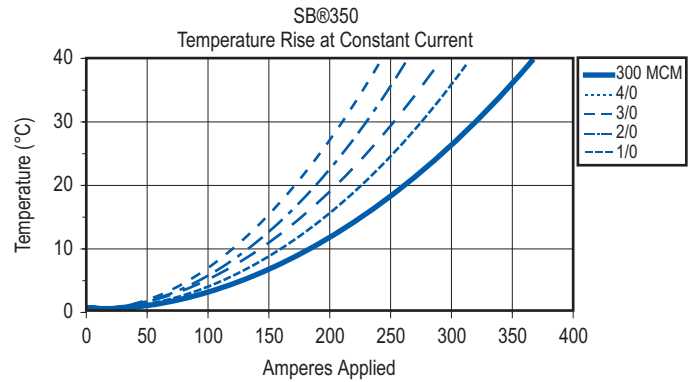
### Bus Bar Layout

Part Number	- J -	- K -	- L -	- M -
	mm in.	mm in.	mm in.	mm in.
350BBS	34.9 1.38	33.8(min) 1.33(min)	13.34 0.525	11.76 0.463



File No. E26226 All Data Subject To Change Without Notice

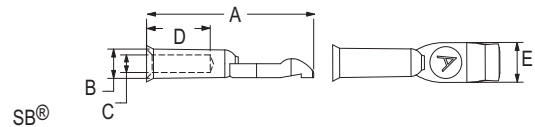
## TEMPERATURE RISE CHART



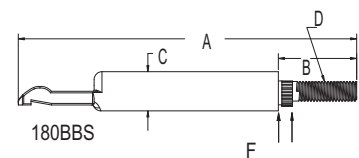
## DIMENSIONS

### SB® Contacts

Part Number	-A-		-B-		-C-		-D-		-E-	
	mm	in.	mm	in.	mm	in.	mm	in.	mm	in.
907	75.1	2.96	16.3	0.64	12.4	0.49	32.8	1.29	20.6	0.81
908	75.1	2.96	19.1	0.75	16.3	0.64	32.8	1.29	20.6	0.81
910	73.9	2.91	22.2	0.87	19.1	0.75	32.5	1.28	20.6	0.81
916	75.1	2.96	17.9	0.7	14.7	0.58	32.8	1.29	20.6	0.81
917	73.9	2.91	13	0.51	11.1	0.44	31.8	1.25	20.6	0.81
350BBS	131.7	5.19	22.3	0.88	17.0	0.67	N/A	#3/8-19Thd.	2.5	0.10

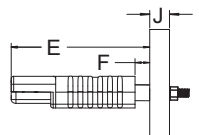


Bus Bar



### Bus Bar Mounting Table

Part Number	- E -	- F -	- J -
	mm in.	mm in.	mm in.
350BBS	113.0 4.45	5.1 0.20	3.0-19.6 0.12-0.77



HEADQUARTERS: 13 Pratts Junction Road, P.O. Box 579, Sterling, MA 01564 T:978-422-3600 F:978-422-3700

EUROPE: Rathealy Road, Fermoy Co. Cork, Ireland T:353-(0)25-32277 F:353-(0)25-32296

ASIA/PACIFIC: IDEAL Anderson Asia Pacific Ltd., Unit 922-928 Topsail Plaza, 11 On Sum Street, Shatin N.T., Hong Kong T:852-2636-0836 F:852-2635-9036

CHINA: IDEAL Anderson Technologies (Shenzhen) Ltd., Block A8 Tantou W. Ind. Par, Songgang Baoan District, Shenzhen, P.R. China 51810 T: 86-755-2768-2118 F: 86-755-2768-2218

TAIWAN: IDEAL Anderson Asia Pacific Ltd., Taiwan Branch, 4F-2, No.116, Dadun 20th St., Situn District, Taichung City 407, Taiwan (R.O.C.) T: 886-4-2310-6451 F:886-4-2310-6460

www.andersonpower.com



## Connector Notes

---

---

---

---

---

---

---

---

---

---

For customer drawings, assembly instructions and individual data sheets, please visit [www.andersonpower.com](http://www.andersonpower.com).

**HEADQUARTERS:** 13 Pratts Junction Road, P.O. Box 579, Sterling, MA 01564 T:978-422-3600 F:978-422-3700

**EUROPE:** Rathealy Road, Fermoy Co. Cork, Ireland T:353-(0)25-32277 F:353-(0)25-32296

**ASIA/PACIFIC:** IDEAL Anderson Asia Pacific Ltd., Unit 922-928 Topsail Plaza, 11 On Sum Street, Shatin N.T., Hong Kong T:852-2636-0836 F:852-2635-9036

**CHINA:** IDEAL Anderson Technologies (Shenzhen) Ltd., Block A8 Tantou W. Ind. Par, Songgang Baoan District, Shenzhen, P.R. China 51810 T: 86-755-2768-2118 F: 86-755-2768-2218

**TAIWAN:** IDEAL Anderson Asia Pacific Ltd., Taiwan Branch, 4F.-2, No.116, Dadun 20th St., Situn District, Taichung City 407, Taiwan (R.O.C.) T: 886-4-2310-6451 F:886-4-2310-6460

**[www.andersonpower.com](http://www.andersonpower.com)**



## FEATURES

- Finger proof**  
*Helps prevent fingers (or probes) from accidentally touching live contacts. SBE<sup>®</sup>160 and SBE<sup>®</sup>320 connector meets EN1175 requirements*
- Mechanical keyed housings**  
*Prevents accidental mating of components operating at different voltage levels*
- Auxiliary contacts**  
*Provides ability to incorporate a secondary sensor control circuit*
- Single-piece housing and unitized construction**  
*Provides industrial quality and durability*
- Optional air supply system**  
*Supplies air to battery during charging*
- Genderless design**  
*Makes assembly quick and easy and reduces number of parts stocked*
- UL94 V-0 housing material**  
*Provides security in knowledge that the connector chosen meets strict UL flammability ratings*



## PRODUCT RANGE

UL Current Rating (Amperes)*	80 to 700*
UL Voltage Ratings (Volts)	150*
Contact Barrel Wire Size (AWG)	#6 to 300 mcm
(mm <sup>2</sup> )	13.3 to 152.0
Maximum Wire Insulation Diameter (inches)	0.44 to 1.10
(mm)	11.18 to 27.94
AVG Contact Resistance* (micro-ohms)	200 to 50
Insulation Withstanding	2200
Test Voltage (Volts AC/DC)	
Contact Retention Force (lbf)	50 to 500
Life	
a. No load (Contact/Disconnect Cycles)	To 10,000
b. Under Load (Hot Plug 250 cycles @ 120V)	60 to 100A*
Avg. Connection/Disconnect (lbf)	15 to 30
Operating Temperature Range °C**	-20° to 105°
°F	-4° to 221°
Flammability Rating of Housing Material	UL94 V-0

### Recommended Voltage Key Color Code

Voltage	12V	18V	24V	36V	48V	72V	80V	96V	120V	144V
Color	Yellow	Orange	Red	Gray	Blue	Green	Black	Brown	Purple	White



\* UL Rated for 65°C largest wire or cable size  
 \*\* Contact factory for higher temperature rated connectors

## PRODUCT INFORMATION

Invented by Anderson Power Products<sup>®</sup>, the innovative SBE<sup>®</sup> connectors provide cost-effective reliability, design flexibility and safety for your products' manufacture, installation and maintenance. APP's 2 pole connectors are available for 80, 160, 320 and 700 amp ratings for use to 150 Volts continuous AC or DC operation. There are SBE<sup>®</sup> connectors for many applications and wire sizes, #6 (13.3mm<sup>2</sup>) to 300 mcm (152.0mm<sup>2</sup>). Mechanical keys ensure connectors will only mate with connectors of the same color. Different color housings are selected to identify voltages, thus preventing mismatching of the power supply system.

The housings are interchangeable, genderless interconnects. Insert contacts into housings and plug together for a clever, simple and low-cost solution to power interconnection.

**Markets:** UPS Systems, Telecommunications, Forklift Trucks, Wheelchairs, EV, Chargers, Power Electronics & Much More.



SBE160 and SBE320



File No. LR25154



File No. E26226

All Data Subject To Change Without Notice

**HEADQUARTERS:** 13 Pratts Junction Road, P.O. Box 579, Sterling, MA 01564 T:978-422-3600 F:978-422-3700

**EUROPE:** Rathealy Road, Fermoy Co. Cork, Ireland T:353-(0)25-32277 F:353-(0)25-32296

**ASIA/PACIFIC:** IDEAL Anderson Asia Pacific Ltd., Unit 922-928 Topsail Plaza, 11 On Sum Street, Shatin N.T., Hong Kong T:852-2636-0836 F:852-2635-9036

**CHINA:** IDEAL Anderson Technologies (Shenzhen) Ltd., Block A8 Tantou W. Ind. Par, Songgang Baoan District, Shenzhen, P.R. China 51810 T: 86-755-2768-2118 F: 86-755-2768-2218

**TAIWAN:** IDEAL Anderson Asia Pacific Ltd., Taiwan Branch, 4F.-2, No.116, Dadun 20th St., Situn District, Taichung City 407, Taiwan (R.O.C.) T: 886-4-2310-6451 F:886-4-2310-6460

[www.andersonpower.com](http://www.andersonpower.com)

This connector is for hot-plug use at 60 amps. It contains recessed contacts and a ribbed nose housing, thus providing finger proofing in environments where human contact is a consideration. Available in different colors, this genderless connector is mechanically keyed to ensure connectors will only mate with connectors of the same color.

With the silver-plated copper contacts, there is a maximum connect/disconnect life of 10,000 cycles, with 150 volts continuous AC or DC operation. Accessories, such as integral cable clamp and handle, provide strain relief and ease of use.

## FEATURES

- **Meets UL 1950 finger probe test**


*Each half offers finger proofing and can be connected to two energized sources up to 150 volts AC/DC*

- **Auxiliary contacts**

*Provides additional poles up to 30 amps for auxiliary power, control or sensing*

- **Handle**

*Eases connector use and relieves unnecessary strain on cables when disconnecting*



## PRODUCT SPECIFICATIONS

Connector Model	SBE <sup>®</sup> 80	Connector Model	SBE <sup>®</sup> 80
Current rating (main contacts)	80	Insulation with standing test voltage (volts AC/DC)	1300
Largest wire size (AWG) (mm <sup>2</sup> )	#6 (60 amps) 16 (80 amps)	Maximum wire insulation diameter (inches) (mm)	0.44 11.2
Maximum operating voltage AC/DC	150	Contact retention force (lbf)	50
Contact material	Silver plated copper	Life:	
Operating temperature range °C °F	-20° to 105° -4° to 221°	a. No load (connect/disconnect cycles)	To 10,000
Flammability rating of housing material	UL94 V-0	b. Under load (hot plug 250 cycles @ 120V)	60A
AVG contact resistance* (microhoms)	200		



\*UL rated for 65 °C largest wire or cable size

## ORDERING INFORMATION

### Housing Only

Part Number	Housing Color
SBE80RED	Red
SBE80YEL	Yellow
SBE80ORN	Orange
SBE80WHT	White

### Contacts

Part Number	Description	Wire AWG	Wire sq. mm
1339G1	Contact set (2)	#6	16

### Bushings

Part Number	Description	Wire AWG	Wire sq. mm
5912	Use with 1339G1	#6 to #8	16 to 8.4
5910	Use with 1339G1	#6 to #10/12	16 to 5.3/3.3

### Cable Clamp & Hardware

Part Number	Housing Color
SBE80CLPRED	Red

### Handle/Hardware & Accessories

Part Number	Description
SBE80HDLRED	Red housing
6344	Auxiliary contact kit

### Housing, Contacts, Handle, Clamp & Hardware

Part Number	Housing Color
SBE80RED16MMHDL	Red

### Tooling

Part Number	Description
1309G4	Hand tool
1387G1	Pneumatic tool
1388G6	- die for #6 AWG/16 mm
1389G9	- locator for #6 AWG/16 mm

Note: For additional colors please contact customer service

HEADQUARTERS: 13 Pratts Junction Road, P.O. Box 579, Sterling, MA 01564 T:978-422-3600 F:978-422-3700

EUROPE: Rathealy Road, Fermoy Co. Cork, Ireland T:353-(0)25-32277 F:353-(0)25-32296

ASIA/PACIFIC: IDEAL Anderson Asia Pacific Ltd., Unit 922-928 Topsail Plaza, 11 On Sum Street, Shatin N.T., Hong Kong T:852-2636-0836 F:852-2635-9036

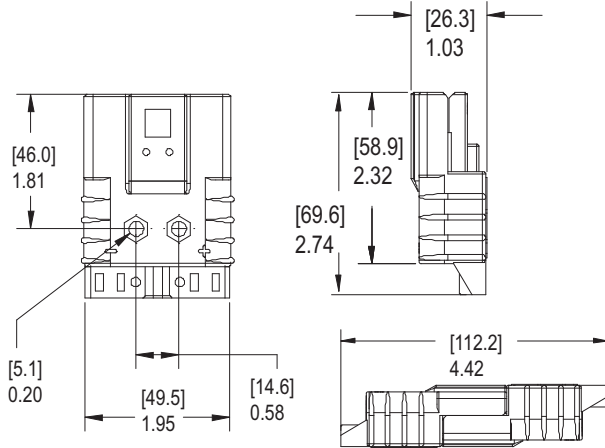
CHINA: IDEAL Anderson Technologies (Shenzhen) Ltd., Block A8 Tantou W. Ind. Par, Songgang Baoan District, Shenzhen, P.R. China 51810 T: 86-755-2768-2118 F: 86-755-2768-2218

TAIWAN: IDEAL Anderson Asia Pacific Ltd., Taiwan Branch, 4F.-2, No.116, Dadun 20th St., Situn District, Taichung City 407, Taiwan (R.O.C.) T: 886-4-2310-6451 F:886-4-2310-6460

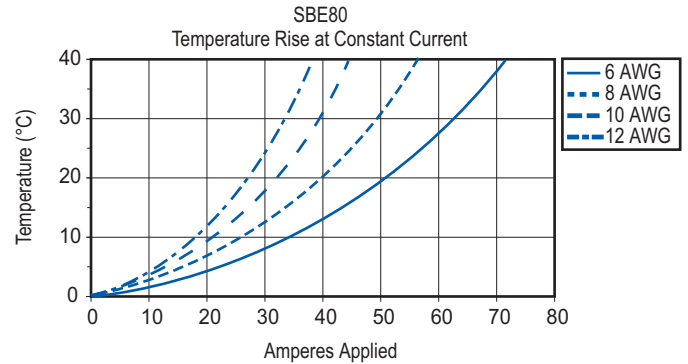
[www.andersonpower.com](http://www.andersonpower.com)

## DIMENSIONS

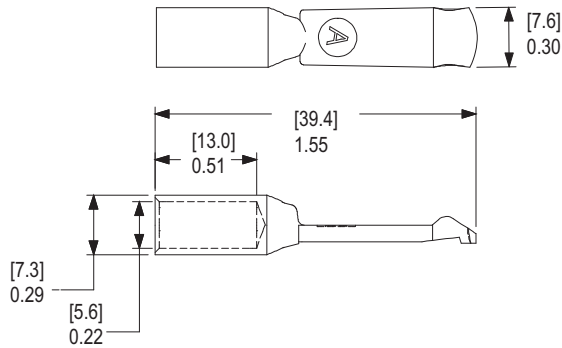
### Housing



## TEMPERATURE RISE CHART



### Contacts



All Data Subject To Change Without Notice

**HEADQUARTERS:** 13 Pratts Junction Road, P.O. Box 579, Sterling, MA 01564 T:978-422-3600 F:978-422-3700

**EUROPE:** Rathealy Road, Fermoy Co. Cork, Ireland T:353-(0)25-32277 F:353-(0)25-32296

**ASIA/PACIFIC:** IDEAL Anderson Asia Pacific Ltd., Unit 922-928 Topsail Plaza, 11 On Sum Street, Shatin N.T., Hong Kong T:852-2636-0836 F:852-2635-9036

**CHINA:** IDEAL Anderson Technologies (Shenzhen) Ltd., Block A8 Tantou W. Ind. Par, Songgang Baoan District, Shenzhen, P.R. China 51810 T: 86-755-2768-2118 F: 86-755-2768-2218

**TAIWAN:** IDEAL Anderson Asia Pacific Ltd., Taiwan Branch, 4F-2, No.116, Dadun 20th St., Situn District, Taichung City 407, Taiwan (R.O.C.) T: 886-4-2310-6451 F:886-4-2310-6460

[www.andersonpower.com](http://www.andersonpower.com)

The innovative SBE® connectors provide cost-effective reliability, design flexibility and safety for your products' manufacture, installation and maintenance.

APP's 2 pole connector is available with a 160 amp rating, 150 Volts continuous AC or DC operation. There are SBE® connectors for many applications and wire sizes, 1/0 or 35 mm. Mechanical keys ensure connectors will only mate with connectors of the same color. Different color housings are selected to identify voltages, thus preventing mismatching of the power supply system.

## FEATURES

- Finger proofing**  
*Helps prevent fingers (or probes) from accidentally touching live contacts. SBE®160 connector meets EN1175 requirements.*
- Auxiliary contacts**  
*Provides ability to incorporate a secondary sensor control circuit*
- Optional air supply system**  
*Supplies air to battery during charging*



## PRODUCT SPECIFICATIONS

Connector Model	SBE ®160	Connector Model	SBE ®160
UL Current Rating (Amperes)*	160*	Life	
UL Voltage Ratings (Volts)	150*	a. No load (Contact/Disconnect Cycles)	To 10,000
Contact Barrel Wire Size (AWG)	1/0 or 35 mm	b. Under Load (Hot Plug 250 cycles @ 120V)	75A
Maximum Wire Insulation Diameter (inches)	0.75	Avg. Connection/Disconnect (lbf)	25
(mm)	19.1	Operating Temperature Range °C**	-20° to 105°
AVG Contact Resistance* (micro-ohms)	100	°F	-4° to 221°
Insulation Withstanding Test Voltage (Volts AC/DC)	1300	Flammability Rating of Housing Material	UL94 V-0
Contact Retention Force (lbf)	300		



\* UL Rated for 65°C largest wire or cable size  
 \*\* Contact factory for higher temperature rated connector

## ORDERING INFORMATION

### 2 Pole Housing, 160 amp Contacts, & Auxiliary Contacts

Part Number	Housing Color	Wire sq. mm
E6370G2	Gray	35
E6371G2	Blue	35
E6372G2	Orange	35
E6373G2	Yellow	35
E6378G2	Red	35
E6387G2	Green	35
E6388G2	Black	35

### 2 Pole Housing & Contacts

Part Number	Housing Color	Wire sq. mm
E6374G2	Gray	35
E6375G2	Blue	35
E6376G2	Orange	35
E6377G2	Yellow	35

### 2 pole housing & contacts continued

Part Number	Housing Color	Wire sq. mm
E6379G2	Red	35
E6391G2	Green	35
E6389G2	Black	35

### Housings Only

Part Number	Color
E6380G1	Gray
E6381G1	Blue
E6382G1	Orange
E6383G1	Yellow
E6385G1	Red
E6390G1	Green
E6392G1	Black

### Contacts

Part Number	Description	AWG	Wire sq. mm
6384G2	Contact set (2)	N/A	35
6384G1	Contact set (2)	1/0	53.5

### Accessories

Part Number	Description
6344	Auxiliary contact kit
6337G1	Charger key
995G1	Handle with hardware "A" frame
993G2	Manual release-battery bracket with hardware
994G2	Manual release-charger/truck bracket with hardware
945G2	Cable clamps-use alone with manual release or "A" frame handle

Part Number	Description
6367G1	#16/12(1.31/3.31mm)-for battery-pin
6366G2	#16/12(1.31/3.31mm)-for charger & truck-tube

Note: For additional colors please contact customer service

HEADQUARTERS: 13 Pratts Junction Road, P.O. Box 579, Sterling, MA 01564 T:978-422-3600 F:978-422-3700

EUROPE: Rathealy Road, Fermoy Co. Cork, Ireland T:353-(0)25-32277 F:353-(0)25-32296

ASIA/PACIFIC: IDEAL Anderson Asia Pacific Ltd., Unit 922-928 Topsail Plaza, 11 On Sum Street, Shatin N.T., Hong Kong T:852-2636-0836 F:852-2635-9036

CHINA: IDEAL Anderson Technologies (Shenzhen) Ltd., Block A8 Tantou W. Ind. Par, Songgang Baoan District, Shenzhen, P.R. China 51810 T: 86-755-2768-2118 F: 86-755-2768-2218

TAIWAN: IDEAL Anderson Asia Pacific Ltd., Taiwan Branch, 4F.-2, No.116, Dadun 20th St., Situn District, Taichung City 407, Taiwan (R.O.C.) T: 886-4-2310-6451 F:886-4-2310-6460

[www.andersonpower.com](http://www.andersonpower.com)

## ORDERING INFORMATION

accessories continued

### Bushings

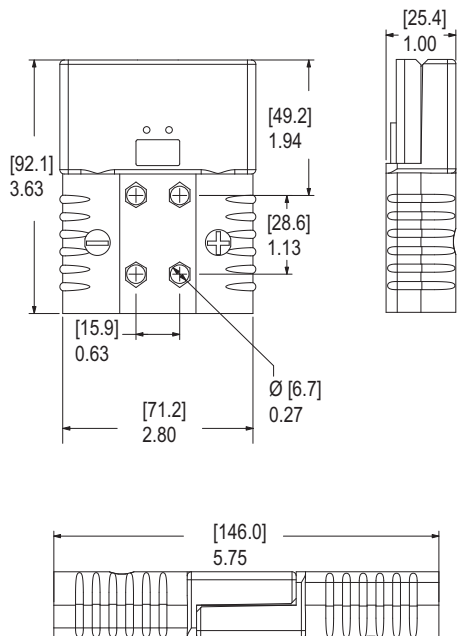
Part Number	Description	Wire	
		AWG	sq. mm
5687	For use with 6384G1	1/0 to #1	53.5 to 42.4
5690	For use with 6384G1	1/0 to #2	53.5 to 33.6
5693	For use with 6384G1	1/0 to #4	53.5 to 21.2
5663	For use with 6384G1	1/0 to #6	53.5 to 13.3
5648	For use with 6384G1	1/0 to #10	53.5 to 5.3
5920	For use with 6384G2	N/A	35mm to 16mm

### Tooling

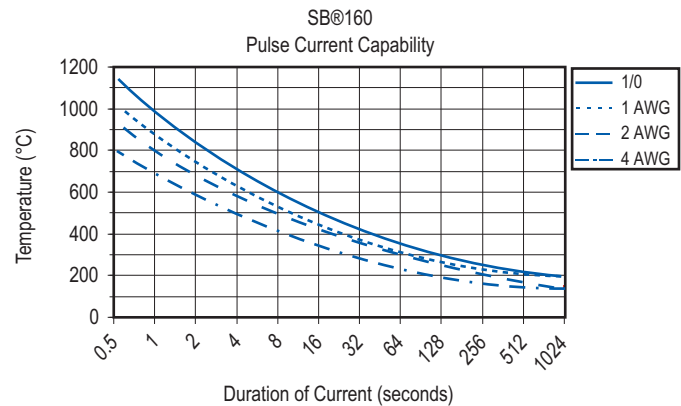
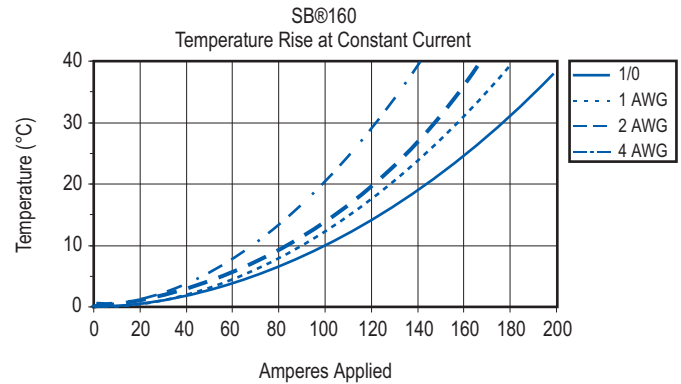
Part Number	Description
969P1	Extraction tool-insulatd handle
111038G2	Contact insertion/extraction tool for auxiliary contact kit
1368	Hand tool for 1/0 to 35mm (53.5/35)
1387G1	Pneumatic tool
1388G3	- die for 1/0 to #10 (53.5/5.26)
1389G3	- locator for 1/0 to #10 (53.5/5.26)
1387G2	- Pneumatic tool
1303G4	- die for #4 (21.1)
1304G4	- locator for #4 (21.1)

## DIMENSIONS

### Housing

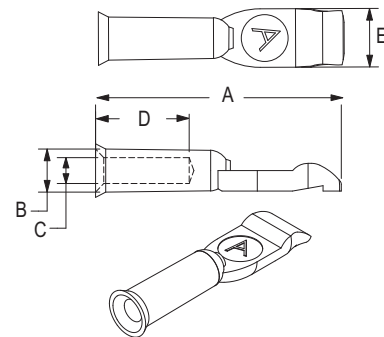


## TEMPERATURE RISE CHART



### Contacts

	-A-		-B-		-C-		-D-		-E-	
	mm	in.	mm	in.	mm	in.	mm	in.	mm	in.
6384G1	59.2	2.33	13.1	0.52	11.1	0.44	20.7	0.82	12.7	0.50
6384G2	59.2	2.33	13.1	0.52	9.5	0.38	20.7	0.82	12.7	0.50



File No. E26226

All Data Subject To Change Without Notice

HEADQUARTERS: 13 Pratts Junction Road, P.O. Box 579, Sterling, MA 01564 T:978-422-3600 F:978-422-3700

EUROPE: Rathealy Road, Fermoy Co. Cork, Ireland T:353-(0)25-32277 F:353-(0)25-32296

ASIA/PACIFIC: IDEAL Anderson Asia Pacific Ltd., Unit 922-928 Topsail Plaza, 11 On Sum Street, Shatin N.T., Hong Kong T:852-2636-0836 F:852-2635-9036

CHINA: IDEAL Anderson Technologies (Shenzhen) Ltd., Block A8 Tantou W. Ind. Par, Songgang Baoan District, Shenzhen, P.R. China 51810 T: 86-755-2768-2118 F: 86-755-2768-2218

TAIWAN: IDEAL Anderson Asia Pacific Ltd., Taiwan Branch, 4F.-2, No.116, Dadun 20th St., Situn District, Taichung City 407, Taiwan (R.O.C.) T: 886-4-2310-6451 F:886-4-2310-6460

[www.andersonpower.com](http://www.andersonpower.com)

The innovative SBE® connectors provide cost-effective reliability, design flexibility and safety for your products' manufacture, installation and maintenance.

APP's 2 pole connector is available with a 320 amp rating, 150 Volts continuous AC or DC operation. There are SBE® connectors for many applications and wire sizes, 2/0 to 300 mcm (67.4 to 152.0 mm<sup>2</sup>). Mechanical keys ensure connectors will only mate with connectors of the same color. Different color housings are selected to identify voltages, thus preventing mismatching of the power supply system.

## FEATURES

- **Genderless design**  
*Makes assembly quick and easy and reduces number of parts stocked*
- **Auxiliary contacts**  
*Provides ability to incorporate a secondary circuit*
- **Air supply system**  
*Supplies air to battery during charging*



## PRODUCT SPECIFICATIONS

Connector Model	SBE ®320	Connector Model	SBE ®320
UL Current Rating (Amperes)*	320*	Life	
UL Voltage Ratings (Volts)	150*	a. No load (Contact/Disconnect Cycles)	To 10,000
Contact Barrel Wire Size (AWG) (mm <sup>2</sup> )	2/0 to 300 mcm 67.4 to 152	b. Under Load (Hot Plug 250 cycles @ 120V)	100A*
Maximum Wire Insulation Diameter (inches) (mm)	1.10 27.9	Avg. Connection/Disconnect (lbf)	30
AVG Contact Resistance* (micro-ohms)	50	Operating Temperature Range °C** °F	-20° to 105° -4° to 221°
Insulation Withstanding Test Voltage (Volts AC/DC)	1300	Flammability Rating of Housing Material	UL94 V-0
Contact Retention Force (lbf)	500		



\* UL Rated for 65°C largest wire or cable size  
\*\* Contact factory for higher temperature rated connector

## ORDERING INFORMATION

### 2 Pole Housing & 320 amp Contacts

Part Number	Housing Color	Wire	
		AWG	sq. mm
E6334G1	Brown	2/0	67.4
E6334G2	Brown	3/0	85.0
E6334G6	Brown	#2	33.6
E6335G1	Purple	2/0	67.4
E6335G2	Purple	3/0	85.0
E6335G6	Purple	#2	33.6
E6345G1	Gray	2/0	67.4
E6345G2	Gray	3/0	85.0
E6345G6	Gray	#2	33.6
E6346G1	Blue	2/0	67.4
E6346G2	Blue	3/0	85.0
E6346G6	Blue	#2	33.6
E6347G1	Red	2/0	67.4
E6347G2	Red	3/0	85.0
E6347G6	Red	#2	33.6
E6348G1	Green	2/0	67.4
E6348G2	Green	3/0	85.0
E6348G6	Green	#2	33.6
E6363G1	Black	2/0	67.4
E6363G2	Black	3/0	85.0
E6363G6	Black	#2	33.6

### 2 pole housing & 320 amp contacts continued

Part Number	Housing Color	Wire	
		AWG	sq. mm
E6364G1	Yellow	2/0	67.4
E6364G2	Yellow	3/0	85.0
E6364G6	Yellow	#2	33.6
E6369G1	Orange	2/0	67.4
E6369G2	Orange	3/0	85.0
E6369G6	Orange	#2	33.6

### 2 Pole Housing, Contacts & Auxiliary Contacts

Part Number	Housing Color	Wire	
		AWG	sq. mm
E6332G1	Brown	2/0	67.4
E6332G2	Brown	3/0	85.0
E6332G6	Brown	N/A	35.0
E6333G1	Purple	2/0	67.4
E6333G2	Purple	3/0	85.0
E6333G6	Purple	N/A	35.0
E6340G1	Gray	2/0	67.4
E6340G2	Gray	3/0	85.0

### 2 pole housing, contacts & auxiliary contacts continued

Part Number	Housing Color	Wire	
		AWG	sq. mm
E6340G6	Gray	N/A	35.0
E6341G1	Blue	2/0	67.4
E6341G2	Blue	3/0	85.0
E6341G6	Blue	N/A	35.0
E6342G1	Red	2/0	67.4
E6342G2	Red	3/0	85.0
E6342G6	Red	N/A	35.0
E6343G1	Green	2/0	67.4
E6343G2	Green	3/0	85.0
E6343G6	Green	N/A	35.0
E6359G1	Black	2/0	67.4
E6359G2	Black	3/0	85.0
E6359G6	Black	N/A	35.0
E6360G1	Yellow	2/0	67.4
E6360G2	Yellow	3/0	85.0
E6360G6	Yellow	N/A	35.0
E6368G1	Orange	2/0	67.4
E6368G2	Orange	3/0	85.0
E6368G6	Orange	N/A	35.0

Note: For additional colors please contact customer service

HEADQUARTERS: 13 Pratts Junction Road, P.O. Box 579, Sterling, MA 01564 T:978-422-3600 F:978-422-3700

EUROPE: Rathealy Road, Fermoy Co. Cork, Ireland T:353-(0)25-32277 F:353-(0)25-32296

ASIA/PACIFIC: IDEAL Anderson Asia Pacific Ltd., Unit 922-928 Topsail Plaza, 11 On Sum Street, Shatin N.T., Hong Kong T:852-2636-0836 F:852-2635-9036

CHINA: IDEAL Anderson Technologies (Shenzhen) Ltd., Block A8 Tantou W. Ind. Par, Songgang Baoan District, Shenzhen, P.R. China 51810 T: 86-755-2768-2118 F: 86-755-2768-2218

TAIWAN: IDEAL Anderson Asia Pacific Ltd., Taiwan Branch, 4F.-2, No.116, Dadun 20th St., Situn District, Taichung City 407, Taiwan (R.O.C.) T: 886-4-2310-6451 F:886-4-2310-6460

[www.andersonpower.com](http://www.andersonpower.com)

## ORDERING INFORMATION

### Housings Only

Part Number	Color
E6350	Gray
E6351	Blue
E6352	Red
E6353	Green
E6361	Black
E6362	Yellow
E6339	Orange
E6336	Brown
E6349	Purple

### Contacts

Part Number	Description	Wire AWG	sq. mm
6354	Contact set (2)	2/0	67.4
6355	Contact set (2)	3/0	85.0
6356	Contact set (2)	4/0	107.2
6394	Contact set (2)		35.0
1341G1	DIN standard		50.0
1341G2	DIN standard		70.0
1341G3	DIN standard		95.0

### Bushings

Part Number	Description	Wire AWG	sq. mm
5687	For use with 6354 contact & 5918 bushing	1/0 to #1	53.5 to 42.4
5690	For use with 6354 contact & 5918 bushing	1/0 to #2	53.5 to 33.6
5693	For use with 6354 contact & 5918 bushing	1/0 to #4	53.5 to 21.2
5663	For use with 6354 contact & 5918 bushing	1/0 to #6	53.5 to 13.3
5648	For use with 6354 contact & 5918 bushing	1/0 to #10	53.5 to 5.3
5918	For use with 6354 contact	2/0 to 1/0	67.43 to 53.5
5920	For use with 6394 contact	N/A	35 to 16mm

### Accessories

Part Number	Description
6367G1	Pin kit #16/12 (1.31/3.31mm)-for battery
6366G2	Tube kit #16/12 (1.31/3.31mm)-for charger & truck
6337G1	Charger key
995G2	Handle with hardware"A" frame
993G1	Manual release-battery bracket with hardware
994G1	Manual release-charger/truck bracket with hardware
911G2	Cable clamps-use alone with manual release or "A" frame handle
6305G1	Auxiliary contact kit with contact part number 1331
6310G1	Auxiliary contact kit with contact part number 1332

### Tooling

Part Number	Description
970P1	Extraction tool-insulatd handle
111038G2	Contact insertion/extraction tool for auxiliary contact kit
1368	Hand tool for 1/0 to 95mm (53.5/95)
1387G1	Pneumatic tool
1387G2	Pneumatic tool
1388G2	- die for 2/0 to 4/0 (53.5/107.2)
1388G9	- die for 35mm
1389G2	- locator for 2/0 to 4/0 (53.5/107.2)
1303G7	- die for 70mm
1303G8	- die for 50mm
1304G7	- locator for 70mm
1304G8	- locator for 50mm



All Data Subject To Change Without Notice

**HEADQUARTERS:** 13 Pratts Junction Road, P.O. Box 579, Sterling, MA 01564 T:978-422-3600 F:978-422-3700

**EUROPE:** Rathealy Road, Fermoy Co. Cork, Ireland T:353-(0)25-32277 F:353-(0)25-32296

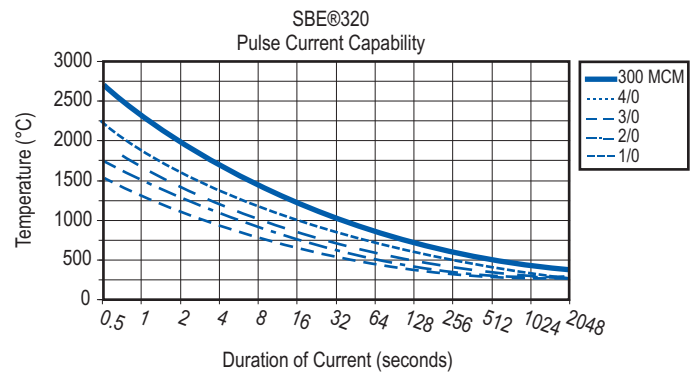
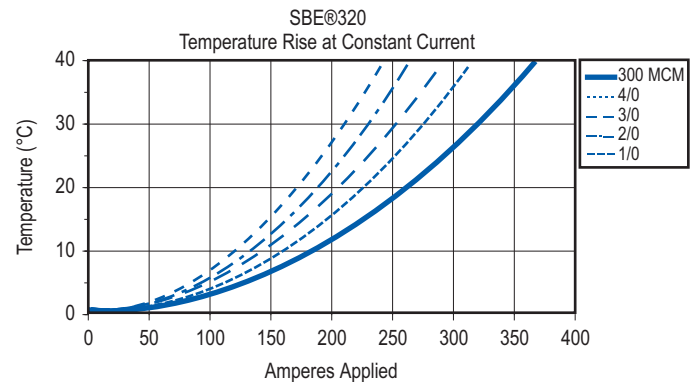
**ASIA/PACIFIC:** IDEAL Anderson Asia Pacific Ltd., Unit 922-928 Topsail Plaza, 11 On Sum Street, Shatin N.T., Hong Kong T:852-2636-0836 F:852-2635-9036

**CHINA:** IDEAL Anderson Technologies (Shenzhen) Ltd., Block A8 Tantou W. Ind. Par, Songgang Baoan District, Shenzhen, P.R. China 51810 T: 86-755-2768-2118 F: 86-755-2768-2218

**TAIWAN:** IDEAL Anderson Asia Pacific Ltd., Taiwan Branch, 4F-2, No.116, Dadun 20th St., Situn District, Taichung City 407, Taiwan (R.O.C.) T: 886-4-2310-6451 F:886-4-2310-6460

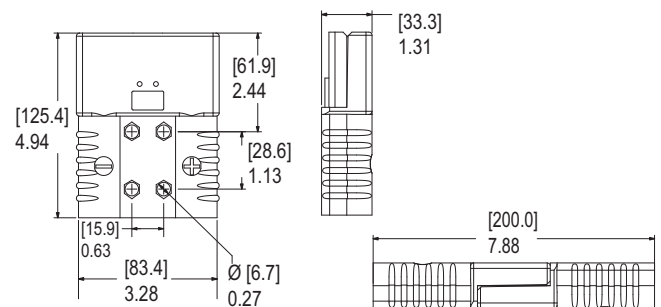
[www.andersonpower.com](http://www.andersonpower.com)

## TEMPERATURE RISE CHART



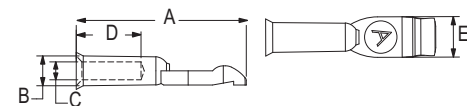
## DIMENSIONS

### Housing



### Contacts

	-A-	-B-	-C-	-D-	-E-
	mm in.	mm in.	mm in.	mm in.	mm in.
6354	78.2 3.08	16.3 0.64	12.4 0.49	32.8 1.29	20.6 0.81
6355	78.2 3.08	17.9 0.70	14.7 0.58	31.2 1.23	20.6 0.81
6356	78.2 3.08	19.1 0.75	16.3 0.64	32.5 1.28	20.6 0.81
6394	78.2 3.08	13.0 0.51	9.5 0.38	32.3 1.27	20.6 0.81
1341G1	67.3 2.65	14.5 0.57	10.9 0.43	20.7 0.82	20.6 0.81
1341G2	69.6 2.74	17.3 0.68	13.0 0.51	20.7 0.82	20.6 0.81
1341G3	73.4 2.89	19.8 0.78	15.0 0.59	24.6 0.97	20.6 0.81



The SBE 700 connector is UL listed and certified to meet EPRI Conductive Fast Charge Connector specifications, with a continuous current capacity of 700 amperes. The SBE 700 allows the use of a single connector to meet the tough demands of high current traction battery rapid charging.

Rugged and durable, the connector is capable of 10,000 mating cycles. The SBE 700 connector is keyed and touch safe offering improved user safety. The integrated non-metallic cable clamp further improves user safety by restricting cable insulation creep and increases the ruggedness of the connector/cable assembly. Up to ten optional auxiliary contacts are also available for sensing and communications.

The SBE 700 is designed and manufactured to the same high standards and stringent specifications that have made APP the leader in high power connectors.

## FEATURES

- **700 amp continuous current**

*The SBE 700 eliminates the need for more than one connector to achieve high current charging*

- **Up to ten optional auxiliary contacts**


*Provide sensing and communications circuits for any battery charging/monitoring system*

- **Field replaceable power contacts utilize industry standard cables**

*Tool removable, crimp contacts use 250 MCM or 4/0 cables eliminating high cost specialty cables*

- **Touch safe, keyed design**

*The connector body prevents inadvertent touching of the main power contacts. Connector specific keying can be ordered to insure only matching connectors can be mated*



## PRODUCT SPECIFICATIONS

### Power Contacts

Number of High Current Contacts	2
Contact Barrel Size (AWG or MCM) (flexible Stranded Class I, K, M, Types W or EV)	2 x 4/0 = 600amp 2 x 250MCM = 700 amp
UL Current Rating (amperes DC)*	700
Contact to Wire Retention Force (lbf)	250
Life at No Load (Contact Connect/Disconnect Cycles)	10,000
Finger proof	UL 1977

### Complete Unit

Voltage Rating (volts DC)	150
Insulation Withstanding Test Voltage (volts DC)	1300
Operating Temperature Range °C	-40° to 120°
Temperature Rise at Nominal Load °C	50
Average Insertion/extraction Force (lbf. with handle)	30
Flammability Rating of Housing Material	PBT, UL94 HB

### Signal / Auxiliary Contacts

Number of Signal/Auxiliary Contacts (Powerpole and/or Pin & Socket)	0 to 10
Contact Wire Size (AWG)	10 to 20
Contact Wire Size (mm <sup>2</sup> )	4 to .5
Contact Current Rating (amperes DC)	30
Control pilot delay vs. power contacts (millisecond)	35
Contact housing retention force (lbf)	25
Life at No Load (Contact Connect/Disconnect Cycles)	10,000



\* For largest wire or cable size.

**HEADQUARTERS:** 13 Pratts Junction Road, P.O. Box 579, Sterling, MA 01564 T:978-422-3600 F:978-422-3700

**EUROPE:** Rathealy Road, Fermoy Co. Cork, Ireland T:353-(0)25-32277 F:353-(0)25-32296

**ASIA/PACIFIC:** IDEAL Anderson Asia Pacific Ltd., Unit 922-928 Topsail Plaza, 11 On Sum Street, Shatin N.T., Hong Kong T:852-2636-0836 F:852-2635-9036

**CHINA:** IDEAL Anderson Technologies (Shenzhen) Ltd., Block A8 Tantou W. Ind. Par, Songgang Baoan District, Shenzhen, P.R. China 51810 T: 86-755-2768-2118 F: 86-755-2768-2218

**TAIWAN:** IDEAL Anderson Asia Pacific Ltd., Taiwan Branch, 4F.-2, No.116, Dadun 20th St., Situn District, Taichung City 407, Taiwan (R.O.C.) T: 886-4-2310-6451 F:886-4-2310-6460

[www.andersonpower.com](http://www.andersonpower.com)



## ORDERING INFORMATION

### Connectors

Part Number	Description
700G1	700A housing, contacts, and clamp
707G1	700A housing, contacts, clamp, and release lever & bracket for battery connector
708G1	700A housing, contacts, clamp, and latch plate for truck/charger connector
709G1	700A housing, contacts, clamp, release lever & bracket for battery connector and auxiliary housing
710G1	700A contacts, clamp, latch plate for truck/charger connector and auxiliary housing

### Components

Part Number	Description
702G1	Housing only
703G1	Auxiliary contact housing only (ten auxiliary connectors and/or spacers needed to fill auxiliary housing)
704G1	Cable Clamp only
705G1	Release lever & bracket for battery connector (mates with 706G1)
706G1	Latch plate for truck/charger connector (mates with 705G1)
6170G1	700A Contact Set
5954	Bushing 4/0 AWG (107.2 mm)

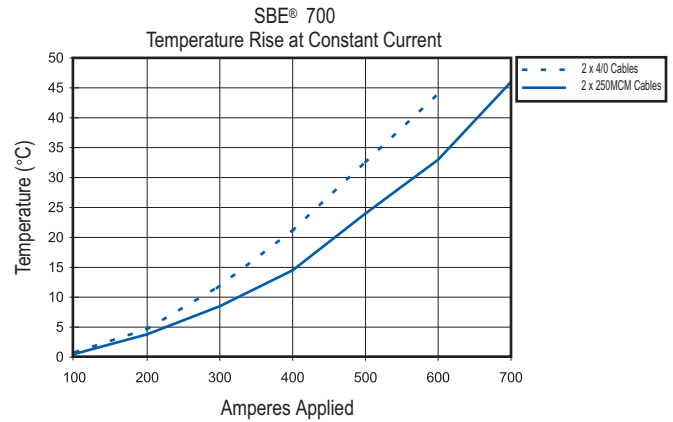
### Powerpole® Auxiliary Connectors

Part Number	Description
1327	Red housing
1327G5	Green housing
1327G6	Black housing
1327G7	White housing
1327G8	Blue housing
1327G16	Yellow housing
1327G17	Orange housing
1327G18	Gray housing
1327G21	Brown housing
1327G22	Pink housing
1327G23	Purple housing
1399G6	Red short spacer without hole
1331	30 amp contact 12/16 AWG (3.3/1.3 mm)
1332	15 amp contact 16/20 AWG (1.3/.52 mm)

### Tooling

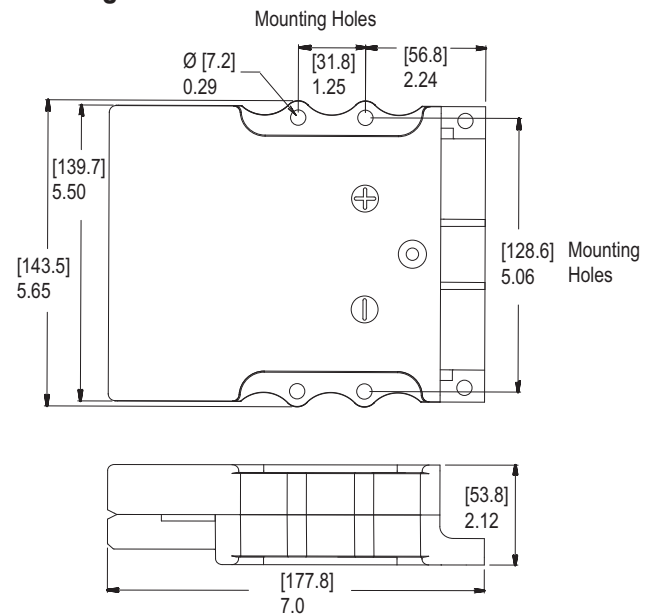
Part Number	Description
Y750	Hydraulic Crimp Tool - FCI Burndy
U34RT	Crimp Die - FCI Burndy
1309G2	Hand tool for auxiliary contacts
1367G1	Pneumatic tool for auxiliary contacts

## TEMPERATURE RISE CHART

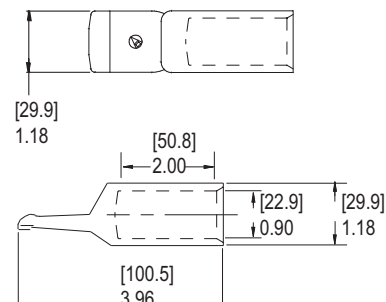


## DIMENSIONS

### Housing



### Contact



CSA Certified  
File No. LR25154



File No. E26226

Patent No. 6,997,730

All Data Subject To Change Without Notice

Note: For additional colors please contact customer service

HEADQUARTERS: 13 Pratts Junction Road, P.O. Box 579, Sterling, MA 01564 T:978-422-3600 F:978-422-3700

EUROPE: Rathealy Road, Fermoy Co. Cork, Ireland T:353-(0)25-32277 F:353-(0)25-32296

ASIA/PACIFIC: IDEAL Anderson Asia Pacific Ltd., Unit 922-928 Topsail Plaza, 11 On Sum Street, Shatin N.T., Hong Kong T:852-2636-0836 F:852-2635-9036

CHINA: IDEAL Anderson Technologies (Shenzhen) Ltd., Block A8 Tantou W. Ind. Par, Songgang Baoan District, Shenzhen, P.R. China 51810 T: 86-755-2768-2118 F: 86-755-2768-2218

TAIWAN: IDEAL Anderson Asia Pacific Ltd., Taiwan Branch, 4F.-2, No.116, Dadun 20th St., Situn District, Taichung City 407, Taiwan (R.O.C.) T: 886-4-2310-6451 F:886-4-2310-6460

[www.andersonpower.com](http://www.andersonpower.com)



## Connector Notes

---

---

---

---

---

---

---

---

For customer drawings, assembly instructions and individual data sheets, please visit [www.andersonpower.com](http://www.andersonpower.com).

**HEADQUARTERS:** 13 Pratts Junction Road, P.O. Box 579, Sterling, MA 01564 T:978-422-3600 F:978-422-3700

**EUROPE:** Rathealy Road, Fermoy Co. Cork, Ireland T:353-(0)25-32277 F:353-(0)25-32296

**ASIA/PACIFIC:** IDEAL Anderson Asia Pacific Ltd., Unit 922-928 Topsail Plaza, 11 On Sum Street, Shatin N.T., Hong Kong T:852-2636-0836 F:852-2635-9036

**CHINA:** IDEAL Anderson Technologies (Shenzhen) Ltd., Block A8 Tantou W. Ind. Par, Songgang Baoan District, Shenzhen, P.R. China 51810 T: 86-755-2768-2118 F: 86-755-2768-2218

**TAIWAN:** IDEAL Anderson Asia Pacific Ltd., Taiwan Branch, 4F.-2, No.116, Dadun 20th St., Situn District, Taichung City 407, Taiwan (R.O.C.) T: 886-4-2310-6451 F:886-4-2310-6460

**[www.andersonpower.com](http://www.andersonpower.com)**

## FEATURES

- **Auxiliary contacts**

*Provides additional poles up to 30 amps for auxiliary power, control or sensing*

- **Meets UL 1950 finger probe test**

*Each half offers finger proofing and can be connected to two energized sources up to 600 volts AC/DC*

- **Handle**

*Eases connector use and relieves unnecessary strain on cables when disconnecting*

- **Mechanical keyed housings**

*Prevents accidental mating of components operating at different voltage levels*

- **Genderless design**

*Makes assembly quick and easy and reduces number of parts stocked*

- **Flat wiping contact system**

*Allows for minimal contact resistance at high current, wiping action cleans contact surface during disconnection*

- **UL approved for current interrupt**

*Safe for "Hot Plug" of battery power*

- **UL94 V-0 housing material**

*Provides security in knowledge that the connector chosen meets strict UL flammability ratings*



## PRODUCT RANGE

UL Current Rating (Amperes)*	60
Contact Barrel Wire Size (AWG)	#6
(mm <sup>2</sup> )	16
Maximum Wire Insulation Diameter (inches)	0.44
(mm <sup>2</sup> )	11.12
AVG Contact Resistance* (micro-ohms)	200
Insulation Withstanding Test Voltage (Volts AC/DC)	2200
Contact Retention Force (lbf)	50 to 500
Life	
a. No load (Contact/Disconnect Cycles)	To 10,000
b. Under load (hot plug 250 cycles @ 120V)	60A
Operating Temperature Range °C	-20° to 105°
°F	-4° to 221°
Flammability Rating of Housing Material	UL94 V-0



\*UL rated for 65°C largest wire or cable size

## PRODUCT INFORMATION

Anderson Power Products (APP), a leader in interconnect solutions, offers the highly durable SBO60 multipole connector. The new genderless SBO60 power connector contains recessed contacts and a ribbed nose housing, providing finger proofing in environments where human contact is a consideration.

The SBO60 connector's single piece housing provides industrial quality and durability for hot pluggable demands. The 4-pole SBO60 connector offers a V0 rating and is available in different colors, while being mechanically keyed to ensure connectors will only mate with connectors of the same color. The different color housings indicate different voltages.

The compact SBO60 has silver-plated copper contacts, offering a maximum connect/disconnect life of 10,000 cycles in AC/DC applications. SBO60 connectors are designed to have a self-wiping action which assures greater conductivity and longer life. Additionally, SBO60 connectors feature auxiliary contacts allowing two additional poles of up to 30 amps capability to be used for auxiliary power, control, or sensing.

APP's SBO60 is a fully insulated 60 amp connector designed for applications requiring high-current power connections to an AC or DC source up to 600 volts. The SBO60 has applications in: Office Settings, UPS Battery Backup Systems, Telecommunications, Medical, Electrical, Electronic and Electric Vehicles.



File No. E26226 All Data Subject To Change Without Notice

**HEADQUARTERS:** 13 Pratts Junction Road, P.O. Box 579, Sterling, MA 01564 T:978-422-3600 F:978-422-3700

**EUROPE:** Rathealy Road, Fermoy Co. Cork, Ireland T:353-(0)25-32277 F:353-(0)25-32296

**ASIA/PACIFIC:** IDEAL Anderson Asia Pacific Ltd., Unit 922-928 Topsail Plaza, 11 On Sum Street, Shatin N.T., Hong Kong T:852-2636-0836 F:852-2635-9036

**CHINA:** IDEAL Anderson Technologies (Shenzhen) Ltd., Block A8 Tantou W. Ind. Par, Songgang Baoan District, Shenzhen, P.R. China 51810 T: 86-755-2768-2118 F: 86-755-2768-2218

**TAIWAN:** IDEAL Anderson Asia Pacific Ltd., Taiwan Branch, 4F-2, No.116, Dadun 20th St., Situn District, Taichung City 407, Taiwan (R.O.C.) T: 886-4-2310-6451 F:886-4-2310-6460

[www.andersonpower.com](http://www.andersonpower.com)

The SBO®60 connector is for hot-plug use at 60 amps. It contains recessed contacts and a ribbed nose housing, thus providing finger proofing in environments where human contact is a consideration. Available in different colors, this genderless connector is mechanically keyed to ensure connectors will only mate with connectors of the same color.

With the silver-plated copper contacts, there is a maximum connect/disconnect life of 10,000 cycles, with a 600 volts continuous AC or DC operation. Accessories, such as integral cable clamp and handle, provide strain relief and ease of use.

## FEATURES

- **Auxiliary contacts**

*Provides additional poles up to 30 amps for auxiliary power, control or sensing*

- **Meets UL 1950 finger probe test**

*Each half offers finger proofing and can be connected to two energized sources up to 600 volts AC/DC*

- **Handle**

*Eases connector use and relieves unnecessary strain on cables when disconnecting*



## PRODUCT SPECIFICATIONS

Connector Model	SBO®60	Connector Model	SBO®60
Current rating (main contacts)	60	Insulation with standing test voltage (volts AC/DC)	2200
Largest wire size (AWG)	#6	Maximum wire insulation diameter (inches)	0.44
(mm <sup>2</sup> )	16	(mm)	11.2
Maximum operating voltage AC/DC	600	Contact retention force (lbf)	50
Contact material	Silver plated copper	Life:	
Operating temperature range °C	-20° to 105°	a. No load (connect/disconnect cycles)	10,000
°F	-4° to 221°	b. Under load (hot plug 250 cycles @ 120V)	60A
Flammability rating of housing material	UL94 V-0		
AVG contact resistance* (microhoms)	200		



\*UL rated for 65°C largest wire or cable size

## ORDERING INFORMATION

### Housing Only

Part Number	Housing Color
SBO60RED	Red
SBO60YEL	Yellow
SBO60ORN	Orange
SBO60WHT	White

### Contacts

Part Number	Description	Wire AWG	Wire sq. mm
1339G1	Contact set (2)	#6	16

### Bushings

Part Number	Description	Wire AWG	Wire sq. mm
5912	Use with 1339G1	#6 to #8	16/8.4
5910	Use with 1339G1	#6 to #10/12	16 to 5.3/3.3

### Cable Clamp & Hardware

Part Number	Housing Color
SBO60CLPRED	Red

### Handle/Hardware & Accessories

Part Number	Description
SBO60HDLRED	Red housing
6344	Auxiliary contact kit

### Housing, Contacts, Handle, Clamp & Hardware

Part Number	Housing Color
SBO60RED16MMHDL	Red
SBO60YEL16MMHDL	Yellow
SBO60ORN16MMHDL	Orange
SBO60WHT16MMHDL	White

### Tooling

Part Number	Description
1309G4	Hand tool
1387G1	Pneumatic tool
1388G6	- die for #6 AWG/16 mm
1389G9	- locator for #6 AWG/16 mm

Note: For additional colors please contact customer service

**HEADQUARTERS:** 13 Pratts Junction Road, P.O. Box 579, Sterling, MA 01564 T:978-422-3600 F:978-422-3700

**EUROPE:** Rathealy Road, Fermoy Co. Cork, Ireland T:353-(0)25-32277 F:353-(0)25-32296

**ASIA/PACIFIC:** IDEAL Anderson Asia Pacific Ltd., Unit 922-928 Topsail Plaza, 11 On Sum Street, Shatin N.T., Hong Kong T:852-2636-0836 F:852-2635-9036

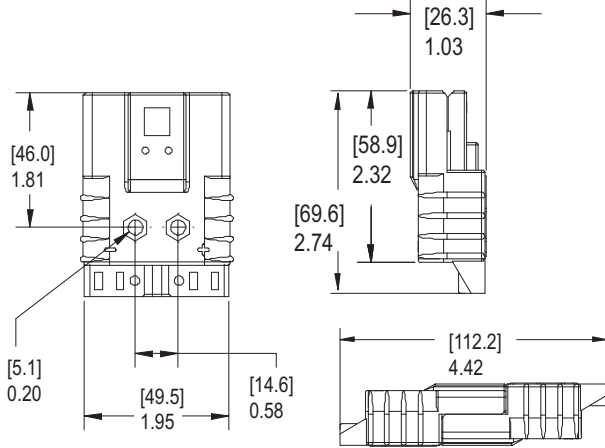
**CHINA:** IDEAL Anderson Technologies (Shenzhen) Ltd., Block A8 Tantou W. Ind. Par, Songgang Baoan District, Shenzhen, P.R. China 51810 T: 86-755-2768-2118 F: 86-755-2768-2218

**TAIWAN:** IDEAL Anderson Asia Pacific Ltd., Taiwan Branch, 4F.-2, No.116, Dadun 20th St., Situn District, Taichung City 407, Taiwan (R.O.C.) T: 886-4-2310-6451 F:886-4-2310-6460

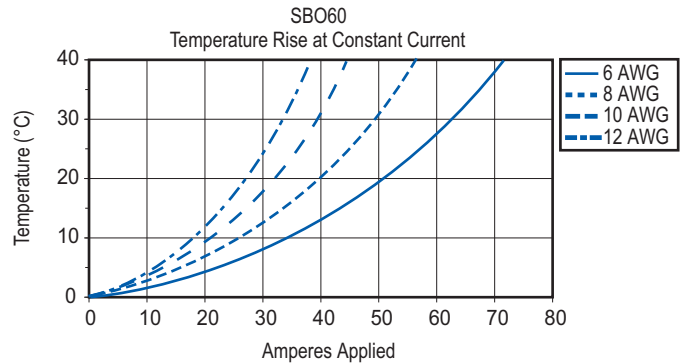
[www.andersonpower.com](http://www.andersonpower.com)

## DIMENSIONS

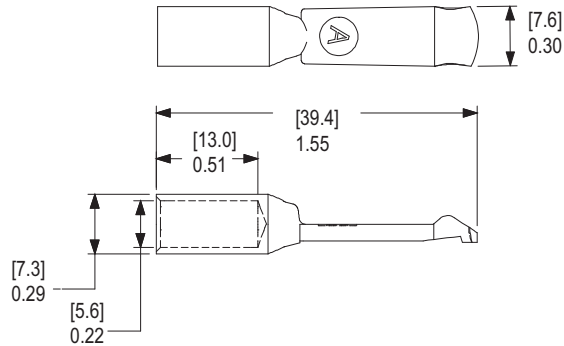
### Housing



## TEMPERATURE RISE CHART



### Contacts





## Connector Notes

---

---

---

---

---

---

---

---

For customer drawings, assembly instructions and individual data sheets, please visit [www.andersonpower.com](http://www.andersonpower.com).

**HEADQUARTERS:** 13 Pratts Junction Road, P.O. Box 579, Sterling, MA 01564 T:978-422-3600 F:978-422-3700

**EUROPE:** Rathealy Road, Fermoy Co. Cork, Ireland T:353-(0)25-32277 F:353-(0)25-32296

**ASIA/PACIFIC:** IDEAL Anderson Asia Pacific Ltd., Unit 922-928 Topsail Plaza, 11 On Sum Street, Shatin N.T., Hong Kong T:852-2636-0836 F:852-2635-9036

**CHINA:** IDEAL Anderson Technologies (Shenzhen) Ltd., Block A8 Tantou W. Ind. Par, Songgang Baoan District, Shenzhen, P.R. China 51810 T: 86-755-2768-2118 F: 86-755-2768-2218

**TAIWAN:** IDEAL Anderson Asia Pacific Ltd., Taiwan Branch, 4F.-2, No.116, Dadun 20th St., Situn District, Taichung City 407, Taiwan (R.O.C.) T: 886-4-2310-6451 F:886-4-2310-6460

**[www.andersonpower.com](http://www.andersonpower.com)**

## FEATURES

- Mechanical keyed housings**  
*Prevents accidental mating of components operating at different voltage levels*
- Auxiliary contacts**  
*Provides ability to incorporate a secondary sensor control circuit*
- Single-piece housing and unitized construction**  
*Provides industrial quality and durability*
- Optional air supply system**  
*Supplies air to battery during charging*
- Genderless design**  
*Makes assembly quick and easy and reduces number of parts stocked*
- Optional mechanical release**  
*Aids mating and unmating for high cycle battery charging*
- UL94 V-0 housing material**  
*Provides security in knowledge that the connector chosen meets strict UL flammability ratings*



## PRODUCT RANGE

UL Current Rating (Amperes)*	175 to 350*
UL Voltage Ratings (Volts)	600*
Contact Barrel Wire Size (AWG)	1/0 to 300 mcm
(mm <sup>2</sup> )	53.5 to 152
Maximum Wire Insulation Diameter (inches)	0.75 to 1.10
(mm)	19.1 to 27.9
AVG Contact Resistance* (micro-ohms)	100 to 50
Insulation Withstanding	2200
Test Voltage (Volts AC/DC)	
Contact Retention Force (lbf)	300 to 500
Life	
a. No load (Contact/Disconnect Cycles)	To 10,000
b. Under Load (Hot Plug 250 cycles @ 120V)	75A to 100A*
Avg. Connection/Disconnect (lbf)	25 to 30
Operating Temperature Range °C**	-20° to 105°
Flammability Rating of Housing Material	UL94 V-0

### Recommended Voltage Key Color Code

Voltage	12V	18V	24V	36V	48V	72V	80V	96V	120V	144V
Color	Yellow	Orange	Red	Gray	Blue	Green	Black	Brown	Purple	White



\* UL Rated for 65°C largest wire or cable size  
 \*\* Contact factory for higher temperature rated connectors

## PRODUCT INFORMATION

Invented by Anderson Power Products®, the innovative SBX® connectors provide cost-effective reliability, design flexibility and safety for your products' manufacture, installation and maintenance. APP's 2 pole connectors are available for 175 and 350 amp ratings for use to 600 Volts continuous AC or DC operation. There are SBX® connectors for many applications and wire sizes, 1/0 (53.5mm<sup>2</sup>) to 300 mcm (152mm<sup>2</sup>). Mechanical keys ensure connectors will only mate with connectors of the same color. Different color housings are selected to identify voltages, thus preventing mismatching of the power supply system.

The housings are interchangeable, genderless interconnects. Insert contacts into housings and plug together for a clever, simple and low-cost solution to power interconnection.

**Markets:** UPS Systems, Telecommunications, Forklift Trucks, Wheelchairs, EV, Chargers, Power Electronics & Much More.



File No. LR25154 File No. E26226 All Data Subject To Change Without Notice

**HEADQUARTERS:** 13 Pratts Junction Road, P.O. Box 579, Sterling, MA 01564 T:978-422-3600 F:978-422-3700

**EUROPE:** Rathealy Road, Fermoy Co. Cork, Ireland T:353-(0)25-32277 F:353-(0)25-32296

**ASIA/PACIFIC:** IDEAL Anderson Asia Pacific Ltd., Unit 922-928 Topsail Plaza, 11 On Sum Street, Shatin N.T., Hong Kong T:852-2636-0836 F:852-2635-9036

**CHINA:** IDEAL Anderson Technologies (Shenzhen) Ltd., Block A8 Tantou W. Ind. Par, Songgang Baoan District, Shenzhen, P.R. China 51810 T: 86-755-2768-2118 F: 86-755-2768-2218

**TAIWAN:** IDEAL Anderson Asia Pacific Ltd., Taiwan Branch, 4F.-2, No.116, Dadun 20th St., Situn District, Taichung City 407, Taiwan (R.O.C.) T: 886-4-2310-6451 F:886-4-2310-6460

[www.andersonpower.com](http://www.andersonpower.com)

The innovative SBX<sup>®</sup> connectors provide cost-effective reliability, design flexibility and safety for your products' manufacture, installation and maintenance.

APP's 2 pole connector is available with a 175 amp rating, 600 Volts continuous AC or DC operation. There are SBX<sup>®</sup> connectors for many applications and wire sizes, 1/0 or 35 mm. Mechanical keys ensure connectors will only mate with connectors of the same color. Different color housings are selected to identify voltages, thus preventing mismatching of the power supply system.


## FEATURES

- Mechanical keyed housings**  
*Prevents accidental mating of components operating at different voltage levels*
- Auxiliary contacts**  
*Provides ability to incorporate a secondary sensor control circuit*
- Optional mechanical release**  
*Aids mating and unmating for high cycle battery charging*



## PRODUCT SPECIFICATIONS

Connector Model	SBX <sup>®</sup> 175	Connector Model	SBX <sup>®</sup> 175
UL Current Rating (Amperes)*	175*	Life	
UL Voltage Ratings (Volts)	600*	a. No load (Contact/Disconnect Cycles)	To 10,000
Contact Barrel Wire Size	1/0 to 35 mm	b. Under Load (Hot Plug 250 cycles @ 120V)	75A
Maximum Wire Insulation Diameter (inches)	0.75	Avg. Connection/Disconnect (lbf)	25
(mm)	19.1	Operating Temperature Range °C**	-20° to 105°
Maximum Wire Insulation Diameter		°F	-4° to 221°
AVG Contact Resistance* (micro-ohms)	100	Flammability Rating of Housing Material	UL94 V-0
Insulation Withstanding Test Voltage (Volts AC/DC)	2200		
Contact Retention Force (lbf)	300		



\* UL Rated for 65°C largest wire or cable size  
\*\* Contact factory for higher temperature rated connector

## ORDERING INFORMATION

### 2 Pole Housing, 175 amp Contacts, & Auxiliary Contacts

Part Number	Housing Color	Wire	
		AWG	sq. mm
6370G1	Gray	1/0	53.5
6371G1	Blue	1/0	53.5
6372G1	Orange	1/0	53.5
6373G1	Yellow	1/0	53.5
6378G1	Red	1/0	53.5
6387G1	Green	1/0	53.5
6378G2	Red	35	-
6387G2	Green	35	-
6370G2	Gray	35	-
6371G2	Blue	35	-
6372G2	Orange	35	-
6373G2	Yellow	35	-

### 2 Pole Housing & Contacts

Part Number	Housing Color	Wire	
		AWG	sq. mm
6374G1	Gray	1/0	53.5
6375G1	Blue	1/0	53.5
6376G1	Orange	1/0	53.5
6377G1	Yellow	1/0	53.5
6379G1	Red	1/0	53.5
6391G1	Green	1/0	53.5
6374G2	Gray	35	-
6375G2	Blue	35	-
6376G2	Orange	35	-
6377G2	Yellow	35	-
6379G2	Red	35	-
6391G2	Green	35	-

### Housings Only

Part Number	Color
6380G1	Gray
6381G1	Blue
6382G1	Orange
6383G1	Yellow
6385G1	Red
6390G1	Green

### Contacts

Part Number	Description	Wire	
		AWG	sq. mm
6384G1	Contact set (2)	1/0	53.5
6384G2	Contact set (2)	N/A	35

Note: For additional colors please contact customer service

**HEADQUARTERS:** 13 Pratts Junction Road, P.O. Box 579, Sterling, MA 01564 T:978-422-3600 F:978-422-3700

**EUROPE:** Rathealy Road, Fermoy Co. Cork, Ireland T:353-(0)25-32277 F:353-(0)25-32296

**ASIA/PACIFIC:** IDEAL Anderson Asia Pacific Ltd., Unit 922-928 Topsail Plaza, 11 On Sum Street, Shatin N.T., Hong Kong T:852-2636-0836 F:852-2635-9036

**CHINA:** IDEAL Anderson Technologies (Shenzhen) Ltd., Block A8 Tantou W. Ind. Par, Songgang Baoan District, Shenzhen, P.R. China 51810 T: 86-755-2768-2118 F: 86-755-2768-2218

**TAIWAN:** IDEAL Anderson Asia Pacific Ltd., Taiwan Branch, 4F.-2, No.116, Dadun 20th St., Situn District, Taichung City 407, Taiwan (R.O.C.) T: 886-4-2310-6451 F:886-4-2310-6460

[www.andersonpower.com](http://www.andersonpower.com)



## ORDERING INFORMATION

### Accessories

Part Number	Description
6344	Auxiliary contact kit
6367G1	Pin kit #16/12 (1.31/3.31mm)-for battery
6337G1	Charger key
6366G2	Charger key & socket
995G1	Handle with hardware "A" frame
993G2	Manual release-battery bracket with hardware
994G2	Manual release-charger/truck bracket with hardware
945G2	Cable clamps-use alone with manual release or "A" frame handle

### Bushings

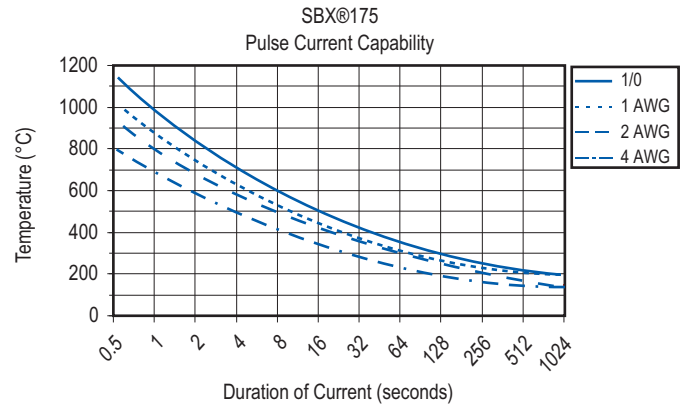
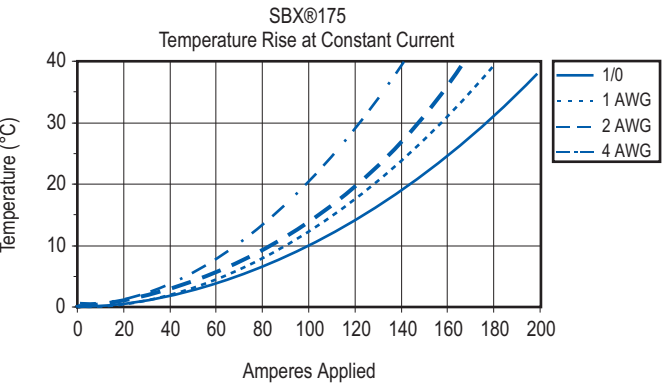
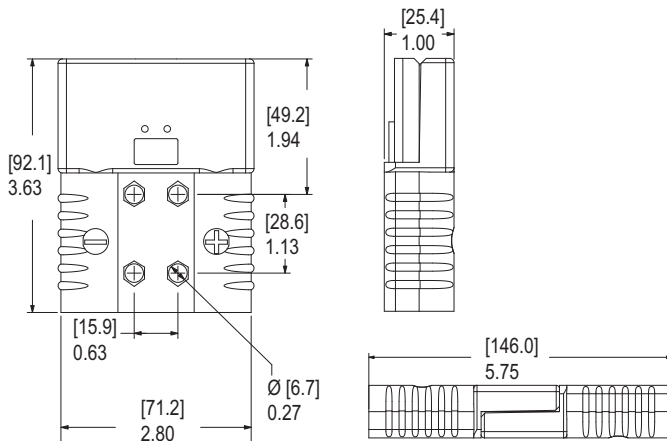
Part Number	Description	Wire	
		AWG	sq. mm
5687	For use with 6384G1	1/0 to #1	53.5 to 42.4
5690	For use with 6384G1	1/0 to #2	53.5 to 33.6
5693	For use with 6384G1	1/0 to #4	53.5 to 21.2
5663	For use with 6384G1	1/0 to #6	53.5 to 13.3
5648	For use with 6384G1	1/0 to #10	53.5 to 5.3
5920	For use with 6384G2	N/A	35mm to 16mm

### Tooling

Part Number	Description
969P1	Extraction tool-insulatd handle
111038G2	Contact insertion/extraction tool for auxiliary contact kit
1368	Hand tool for 1/0 to 35mm (53.5/35)
1387G1	Pneumatic tool
1388G3	- die for 1/0 to #10 (53.5/5.26)
1389G3	- locator for 1/0 to #10 (53.5/5.26)
1387G2	- Pneumatic tool
1303G4	- die for #4 (21.1)
1304G4	- locator for #4 (21.1)

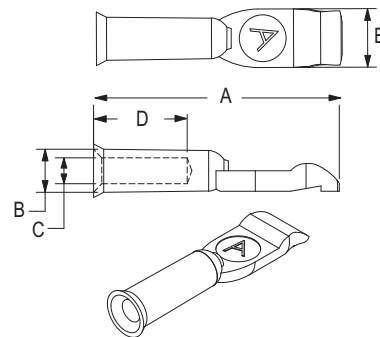
## DIMENSIONS

### Housing



### Contacts

	-A-		-B-		-C-		-D-		-E-	
	mm	in.	mm	in.	mm	in.	mm	in.	mm	in.
6384G1	59.2	2.33	13.1	0.52	11.1	0.44	20.7	0.82	12.7	0.50
6384G2	59.2	2.33	13.1	0.52	9.5	0.38	20.7	0.82	12.7	0.50



The innovative SBX<sup>®</sup> connectors provide cost-effective reliability, design flexibility and safety for your products' manufacture, installation and maintenance.

APP's 2 pole connector is available with a 350 amp rating, 600 Volts continuous AC or DC operation. There are SBX<sup>®</sup> connectors for many applications and wire sizes, 2/0 to 300 mcm (67.4 mcm to 152 mm).

Mechanical keys ensure connectors will only mate with connectors of the same color. Different color housings are selected to identify voltages, thus preventing mismatching of the power supply system.

## FEATURES

- Mechanical keyed housings**  
*Prevents accidental mating of components operating at different voltage levels*
- Auxiliary contacts**  
*Provides ability to incorporate a secondary sensor control circuit*
- Optional mechanical release**  
*Aids mating and unmating for high cycle battery charging*



## PRODUCT SPECIFICATIONS

Connector Model	SBX <sup>®</sup> 350	Connector Model	SBX <sup>®</sup> 350
UL Current Rating (Amperes)*	350*	Life	
UL Voltage Ratings (Volts)	600*	a. No load (Contact/Disconnect Cycles)	To 10,000
Contact Barrel Wire Size (AWG) (mm <sup>2</sup> )	2/0 to 300 mcm 67.4 to 152	b. Under Load (Hot Plug (250 cycles @ 120V)	100A
Maximum Wire Insulation Diameter (inches) (mm)	1.10 27.9	Avg. Connection/Disconnect (lbf)	30
AVG Contact Resistance* (micro-ohms)	50	Operating Temperature Range °C** °F	-20° to 105° -4° to 221°
Insulation Withstanding Test Voltage (Volts AC/DC)	2200	Flammability Rating of Housing Material	UL94 V-0
Contact Retention Force (lbf)	500		



\* UL Rated for 65°C largest wire or cable size

\*\* Contact factory for higher temperature rated connector

## ORDERING INFORMATION

### 2 Pole Housing, 350 amp Contacts, & Auxiliary Contacts

Part Number	Housing Color	Wire AWG	Wire sq. mm
6340G1	Gray	2/0	67.4
6340G2	Gray	3/0	85.0
6340G3	Gray	4/0	107.2
6340G5	Gray	300mcm	152.0
6341G1	Blue	2/0	67.4
6341G2	Blue	3/0	85.0
6341G3	Blue	4/0	107.2
6341G5	Blue	300mcm	152.0
6342G1	Red	2/0	67.4
6342G2	Red	3/0	85.0
6342G3	Red	4/0	107.2
6342G5	Red	300mcm	152.0
6343G1	Green	2/0	67.4
6343G2	Green	3/0	85.0
6343G3	Green	4/0	107.2

### 2 pole housing, 350 amp contacts, & auxiliary contacts continued

Part Number	Housing Color	Wire AWG	Wire sq. mm
6343G5	Green	300mcm	152.0
6359G1	Black	2/0	67.4
6359G2	Black	3/0	85.0
6359G3	Black	4/0	107.2
6359G5	Black	300mcm	152.0
6360G1	Yellow	2/0	67.4
6360G2	Yellow	3/0	85.0
6360G3	Yellow	4/0	107.2
6360G5	Yellow	300mcm	152.0
6368G1	Orange	2/0	67.4
6368G2	Orange	3/0	85.0
6368G3	Orange	4/0	107.2
6368G5	Orange	300mcm	152.0

### 2 Pole Housing & 350 amp Contacts

Part Number	Housing Color	Wire AWG	Wire sq. mm
6345G1	Gray	2/0	67.4
6345G2	Gray	3/0	85.0
6345G3	Gray	4/0	107.2
6345G5	Gray	300mcm	152.0
6346G1	Blue	2/0	67.4
6346G2	Blue	3/0	85.0
6346G3	Blue	4/0	107.2
6346G5	Blue	300mcm	152.0
6347G1	Red	2/0	67.4
6347G2	Red	3/0	85.0
6347G3	Red	4/0	107.2
6347G5	Red	300mcm	152.0
6348G1	Green	2/0	67.4
6348G2	Green	3/0	85.0
6348G3	Green	4/0	107.2
6348G5	Green	300mcm	152.0

Note: For additional colors please contact customer service

HEADQUARTERS: 13 Pratts Junction Road, P.O. Box 579, Sterling, MA 01564 T:978-422-3600 F:978-422-3700

EUROPE: Rathealy Road, Fermoy Co. Cork, Ireland T:353-(0)25-32277 F:353-(0)25-32296

ASIA/PACIFIC: IDEAL Anderson Asia Pacific Ltd., Unit 922-928 Topsail Plaza, 11 On Sum Street, Shatin N.T., Hong Kong T:852-2636-0836 F:852-2635-9036

CHINA: IDEAL Anderson Technologies (Shenzhen) Ltd., Block A8 Tantou W. Ind. Par, Songgang Baoan District, Shenzhen, P.R. China 51810 T: 86-755-2768-2118 F: 86-755-2768-2218

TAIWAN: IDEAL Anderson Asia Pacific Ltd., Taiwan Branch, 4F.-2, No.116, Dadun 20th St., Situn District, Taichung City 407, Taiwan (R.O.C.) T: 886-4-2310-6451 F:886-4-2310-6460

[www.andersonpower.com](http://www.andersonpower.com)

## ORDERING INFORMATION

continued

### 2 Pole Housing & 350 amp Contacts

Part Number	Housing Color	Wire	
		AWG	sq. mm
6363G2	Black	3/0	85.0
6363G3	Black	4/0	107.2
6363G5	Black	300mcm	152.0
6364G1	Yellow	2/0	67.4
6364G2	Yellow	3/0	85.0
6364G3	Yellow	4/0	107.2
6364G5	Yellow	300mcm	152.0
6369G1	Orange	2/0	67.4
6369G2	Orange	3/0	85.0
6369G3	Orange	4/0	107.2
6369G5	Orange	300mcm	152.0

### 2 Pole Housing, 350 amp 35mm Contacts

Part Number	Housing Color	Wire
		sq. mm
6345G6	Gray	35
6346G6	Blue	35
6347G6	Red	35
6348G6	Green	35
6363G6	Black	35
6364G6	Yellow	35
6369G6	Orange	35

### 2 Pole Housing, 350 amp 35mm Contacts & Auxiliary Contacts

Part Number	Housing Color	Wire
		sq. mm
6340G6	Gray	35
6341G6	Blue	35
6342G6	Red	35
6343G6	Green	35
6359G6	Black	35
6360G6	Yellow	35
6380G6	Orange	35

### Housings Only

Part Number	Color
6350	Gray
6351	Blue
6352	Red
6353	Green
6361	Black
6362	Yellow
6339	Orange

### Contacts

Part Number	Description	Wire	
		AWG	sq. mm
6354	Contact set (2)	2/0	67.4
6355	Contact set (2)	3/0	85.0
6356	Contact set (2)	4/0	107.2
6358	Contact set (2)	300 mcm	152.0
6394	Contact set (2)-thin wall	N/A	35

### Bushings

Part Number	Description	Wire	
		AWG	sq. mm
5918	For use with 6354	2/0 to 1/0	67.4 to 53.5

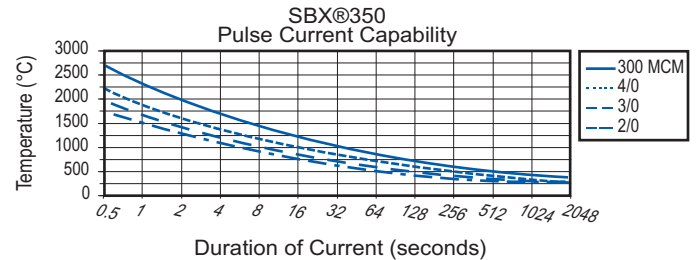
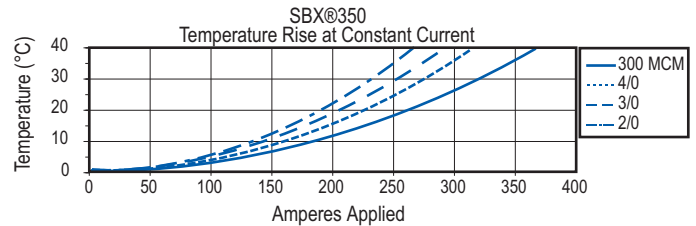
### Accessories

Part Number	Description
6305G1	Auxiliary contact kit with contact part number 1331
6310G1	Auxiliary contact kit with contact part number 1332
6337G1	Charger key
6367G1	Pin kit #16/12(1.31/3.31mm)-for battery
6366G2	Charger key & socket
995G2	Handle with hardware "A" frame
993G1	Manual release-battery bracket with hardware
994G1	Manual release-charger/truck bracket with hardware
911G2	Cable clamps-use alone with manual release or "A" frame handle

### Tooling

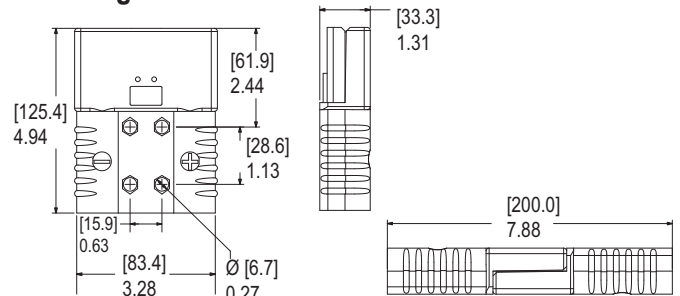
Part Number	Description
970P1	Extraction tool-insulatd handle
111038G2	Contact insertion/extraction tool for auxiliary contact kit
1368	Hand tool for 1/0 to 95mm (53.5/95)
1387G1	Pneumatic tool
1387G2	Pneumatic tool
1388G2	- die for 2/0 & 3/0 (67.4/85.0)
1388G9	- die for 1/0 (53.5)
1389G2	- locator for 1/0 to 4/0 (53.5/107.2)
1303G7	- die for 70mm
1303G8	- die for 50mm
1304G7	- locator for 70mm
1304G8	- locator for 50mm

## TEMPERATURE RISE CHART



## DIMENSIONS

### Housing



## Recommended Voltage Key Color Code

<b>Voltage</b>	12V	18V	24V	36V	48V	72V	80V	96V	120V	144V
<b>Color</b>	Yellow	Orange	Red	Gray	Blue	Green	Black	Brown	Purple	White

Products to be used in the U.S. must meet the requirements of the National Electric Code and applicable local codes, such as state codes. Testing to determine if a product conforms to the National Electric Code is performed by UL in their "LISTING" program.

UL current ratings of the Anderson Power Products connectors are references established when the connectors were accepted as recognized components by UL and do not constitute limits of suitability relative to conducted currents.

Connector devices are rated or derated by the wiring configuration and the environment. Factors to be considered are the wire enclosure characteristics, connector housing and wire insulation characteristics, the number of wires in an enclosed area such as raceway or conduit, as well as ambient temperatures.

The housing insulation temperature rating is specified by UL and is the limiting factor for determining suitability to an application. The housing insulation rating is the maximum temperature that can be applied to the housing which includes the temperature produced by conducting the maximum application current added to the maximum ambient temperature. The wire insulation temperature limits are also specified by UL and considered in like manner.

Suitability of an application should meet the following guidelines:

$$T^{\circ}(\text{amb}) + T^{\circ}(\text{@max. current}) \leq T^{\circ}(\text{conn. housing}) \text{ and } T^{\circ}(\text{wire insulation})$$

where:

- $\leq$  = less than or equal to
- $T^{\circ}(\text{amb.})$  = ambient temperature
- $T^{\circ}(\text{@max. current})$  = temperature rise at application current
- $T^{\circ}(\text{conn. housing})$  = temperature rating of connector housing
- $T^{\circ}(\text{wire insulation})$  = temperature rating of wire insulation



CSA Certified  
File No. LR25154



File No. E26226

All Data Subject To Change Without Notice

**HEADQUARTERS:** 13 Pratts Junction Road, P.O. Box 579, Sterling, MA 01564 T:978-422-3600 F:978-422-3700

**EUROPE:** Rathealy Road, Fermoy Co. Cork, Ireland T:353-(0)25-32277 F:353-(0)25-32296

**ASIA/PACIFIC:** IDEAL Anderson Asia Pacific Ltd., Unit 922-928 Topsail Plaza, 11 On Sum Street, Shatin N.T., Hong Kong T:852-2636-0836 F:852-2635-9036

**CHINA:** IDEAL Anderson Technologies (Shenzhen) Ltd., Block A8 Tantou W. Ind. Par, Songgang Baoan District, Shenzhen, P.R. China 51810 T: 86-755-2768-2118 F: 86-755-2768-2218

**TAIWAN:** IDEAL Anderson Asia Pacific Ltd., Taiwan Branch, 4F.-2, No.116, Dadun 20th St., Situn District, Taichung City 407, Taiwan (R.O.C.) T: 886-4-2310-6451 F:886-4-2310-6460

[www.andersonpower.com](http://www.andersonpower.com)

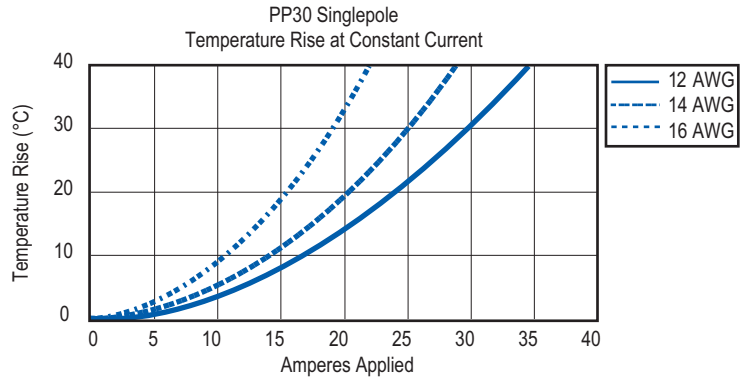
## TEMPERATURE RISE & PULSE CURRENT CHARTS

### Temperature Rise Curves

#### A) Reading the Chart:

Temperature rise charts show the associated heat rise as a result of applied current to the connector. Heat rise is expressed as a  $\Delta T^{\circ}\text{C}$ .

$T_{\text{ambient}} - T_{\text{(maximum w/ applied current)}} = \Delta T$  The chart on the right shows the heat rise curve for the PP30 connector. Separate curves are shown for #16, #14 and #12 AWG wire. Interpreting the curves, if 17 amps is applied continuously to the connector, the heat rise will be 23°C for #16, 13°C for #14, and 9°C for #12 wire.



#### B) Ambients and Maximum Operating Temperature:

Connector devices are rated or derated by the wiring configuration and the environment. Factors to be considered are the wire enclosure characteristics, connector housing and wire insulation characteristics, the number of wires in an enclosed area such as a raceway, and the ambient operating temperatures.

The housing and wire insulation limits are specified by UL and are the limiting factor in determining the suitability of an application. The following guidelines should be met:

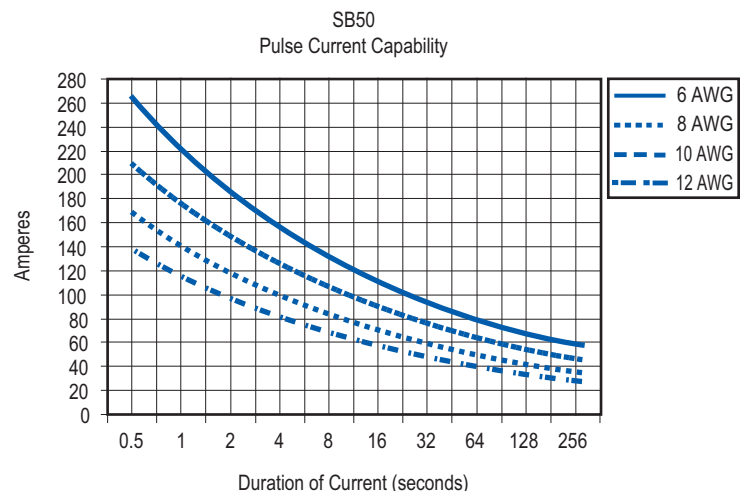
$T^{\circ}\text{C (ambient)} + \Delta T^{\circ}\text{C (at applied current)} < T^{\circ}\text{C (connector)}$  and  $T^{\circ}\text{C (wire insulation)}$  where  $T^{\circ}\text{C (connector)}$  = temperature limit of the connector housing and  $T^{\circ}\text{C (wire insulation)}$  = the temperature limit of the wire insulation.

For example: A two pole PP30 connection with #14AWG wire operating at 17 amps with an ambient of 35°C. The temperature rise for the connection is 13°C.  $35^{\circ}\text{C} + 13^{\circ}\text{C} = 48^{\circ}\text{C}$ . The wire insulation is rated to 65°C, the connector housing is rated to a maximum temperature of 105°C. Both temperature limits are below 48°C, therefore, this application is suitable.

### Pulse Current Curves

Pulse current curves shows the highest instantaneous current that can be applied to a mated connection. Specifically, these curves show the time to produce a 30 °C temperature rise. These curves should be used as a guide in applications that have non-continuous/constant current.

The curve shown (on the right) is the pulse current curve for a multipole configuration of the SB50 connector. Interpreting the curves, if 120 amps is applied as a pulse current in an application, the maximum time that current can be applied will be 1s for #12, 2s for #10, 5s for #8 and 12s for #6 wire.



All Data Subject To Change Without Notice

**HEADQUARTERS:** 13 Pratts Junction Road, P.O. Box 579, Sterling, MA 01564 T:978-422-3600 F:978-422-3700

**EUROPE:** Rathealy Road, Fermoy Co. Cork, Ireland T:353-(0)25-32277 F:353-(0)25-32296

**ASIA/PACIFIC:** IDEAL Anderson Asia Pacific Ltd., Unit 922-928 Topsail Plaza, 11 On Sum Street, Shatin N.T., Hong Kong T:852-2636-0836 F:852-2635-9036

**CHINA:** IDEAL Anderson Technologies (Shenzhen) Ltd., Block A8 Tantou W. Ind. Par, Songgang Baoan District, Shenzhen, P.R. China 51810 T: 86-755-2768-2118 F: 86-755-2768-2218

**TAIWAN:** IDEAL Anderson Asia Pacific Ltd., Taiwan Branch, 4F.-2, No.116, Dadun 20th St., Situn District, Taichung City 407, Taiwan (R.O.C.) T: 886-4-2310-6451 F:886-4-2310-6460

[www.andersonpower.com](http://www.andersonpower.com)

## CONVERSION CHART FOR AMERICAN WIRE GAUGE TO METRIC SYSTEM

AWG Size	Metric mm <sup>2</sup>	Circ. Mils	Equivalent Circ.Mils	Approximate Wire Diameter	
				in.	mm
-	0.5	-	937	0.032	0.81
20	-	1020	-	0.036	0.91
-	0.75	-	1480	0.039	0.99
18	-	1620	-	0.046	1.16
-	1	-	1974	0.051	1.30
16	-	2580	-	0.051	1.29
-	1.5	-	2960	0.063	1.60
14	-	4110	-	0.073	1.84
-	2.5	-	4934	0.081	2.06
12	-	6530	-	0.092	2.32
-	4	-	7894	0.102	2.59
10	-	10380	-	0.116	2.93
-	6	-	11840	0.126	3.21
8	-	16510	-	0.146	3.70
-	10	-	19740	0.162	4.12
6	-	26240	-	0.184	4.66
-	16	-	31580	0.204	5.18
4	-	41740	-	0.232	5.88
-	25	-	49340	0.260	6.60
2	-	66360	-	0.292	7.42
-	35	-	69070	0.305	7.75
1	-	83690	-	0.332	9.43
-	50	-	98680	0.365	9.27

AWG Size	Metric mm <sup>2</sup>	Circ. Mils	Equivalent Circ.Mils	Approximate Wire Diameter	
				in.	mm
1/0	-	106mcm*	-	0.373	9.46
2/0	-	133mcm*	-	0.419	10.60
-	70	-	138.1mcm	0.430	10.90
3/0	-	168mcm*	-	0.471	12.00
-	95	-	187.5mcm	0.504	12.80
4/0	-	212mcm*	-	0.528	13.40
-	120	-	237.8mcm	0.567	14.40
-	-	250mcm	-	0.575	14.60
-	150	300mcm	-	0.630	16.00
-	-	350mcm	-	0.681	17.30
-	185	-	365.1mcm	0.700	17.80
-	-	400mcm	-	0.728	18.50
-	240	-	473.6mcm	0.801	20.30
-	-	500mcm	-	0.814	20.70
-	300	-	592.1mcm	0.891	22.60
-	-	600mcm	-	0.893	22.70
-	-	700mcm	-	0.964	24.50
-	-	750mcm	-	0.999	25.40
-	400	-	789.4mcm	1.026	26.10
-	-	800mcm	-	1.032	26.20
-	500	-	986.8mcm	1.152	29.30
-	-	1000mcm	-	1.153	29.30
-	625	-	1233.7mcm	1.287	32.70

\* Rounded for simplicity

All Data Subject To Change Without Notice

**HEADQUARTERS:** 13 Pratts Junction Road, P.O. Box 579, Sterling, MA 01564 T:978-422-3600 F:978-422-3700

**EUROPE:** Rathealy Road, Fermoy Co. Cork, Ireland T:353-(0)25-32277 F:353-(0)25-32296

**ASIA/PACIFIC:** IDEAL Anderson Asia Pacific Ltd., Unit 922-928 Topsail Plaza, 11 On Sum Street, Shatin N.T., Hong Kong T:852-2636-0836 F:852-2635-9036

**CHINA:** IDEAL Anderson Technologies (Shenzhen) Ltd., Block A8 Tantou W. Ind. Par, Songgang Baoan District, Shenzhen, P.R. China 51810 T: 86-755-2768-2118 F: 86-755-2768-2218

**TAIWAN:** IDEAL Anderson Asia Pacific Ltd., Taiwan Branch, 4F.-2, No.116, Dadun 20th St., Situn District, Taichung City 407, Taiwan (R.O.C.) T: 886-4-2310-6451 F:886-4-2310-6460

[www.andersonpower.com](http://www.andersonpower.com)

## Applicator

A semi-automatic termination machine consisting of an upper and lower half that is used to crimp contacts onto wire. Used in conjunction with an electrical/mechanical press.

## AWG

American Wire Gauge. A standard system for designating wire diameters.

## Blindmate

To join two connector halves in a normal engaging mode without visual orientation.

## Color Coding

A system of identification for terminals and related devices.

## Contact Resistance

The electrical resistance of metallic surfaces at their interface in the contact area under specified conditions when carrying a specified test current.

## Contact Retention

Minimum axial load in either direction which a contact must withstand while remaining firmly fixed in its normal position within a housing.

## Crimp Retention

The axial load which a contact can withstand without separation from the wire.

## Crimp Termination

A connection in which a metal sleeve is secured to a conductor by mechanically deforming the sleeve with presses or automated crimping machines, eliminating the need for solder. Suitable for all wire types.

## Cycle Controlled

To determine if repetitive on/off conditions result in degrading the contact system which may lead to failures such as "thermal run away".

## Detent

A bump or raised section projecting from the surface of a contact for keeping the contact in position relative to another and released by greater force.

## Dielectric Strength (Withstanding Voltage)

The highest potential difference (voltage) that an insulation material of given thickness can withstand for a specified time without occurrence of electrical breakdown through its bulk.

## Finger Proof

A connector intended for usage external to the end equipment shall have live parts protected against exposure to contact by persons when assembled, installed, and mated as intended, as determined by UL Articulated probe.

## Flammability

The measure of a material's ability to support combustion. Often tested per UL94.

## Flat Wiping

The sliding action which occurs when contacts are mated. Wiping has the effect of removing small amounts of contamination from the contact surfaces, thus establishing better conductivity.

## Heat Rise

Temperature rise associated with the electrical load applied to a mated connection.

## Hermaphroditic (Genderless) Connector

A connector in which both mating members are exactly alike at their mating face. There are no male or female members, but designs provide correct polarity.

## Hot Plug

Live connector insertion/extractions in battery pack installations.

## Insulation Resistance

Ratio of applied voltage to the total current between the two electrodes in contact with a specific insulation.

All Data Subject To Change Without Notice

**HEADQUARTERS:** 13 Pratts Junction Road, P.O. Box 579, Sterling, MA 01564 T:978-422-3600 F:978-422-3700

**EUROPE:** Rathealy Road, Fermoy Co. Cork, Ireland T:353-(0)25-32277 F:353-(0)25-32296

**ASIA/PACIFIC:** IDEAL Anderson Asia Pacific Ltd., Unit 922-928 Topsail Plaza, 11 On Sum Street, Shatin N.T., Hong Kong T:852-2636-0836 F:852-2635-9036

**CHINA:** IDEAL Anderson Technologies (Shenzhen) Ltd., Block A8 Tantou W. Ind. Par, Songgang Baoan District, Shenzhen, P.R. China 51810 T: 86-755-2768-2118 F: 86-755-2768-2218

**TAIWAN:** IDEAL Anderson Asia Pacific Ltd., Taiwan Branch, 4F.-2, No.116, Dadun 20th St., Situn District, Taichung City 407, Taiwan (R.O.C.) T: 886-4-2310-6451 F:886-4-2310-6460

[www.andersonpower.com](http://www.andersonpower.com)

**Locator**

Device for positioning contacts into crimping dies.

**Make First/Break Last (Sequencing)**

Protective measure against excess currents, short-circuits, and ground faults by contacts used to interrupt the fault current flow before connector mating.

**Mating Force**

Force required to join two connector halves in a normal engaging mode.

**Modular**

Refers to similar parts or modules used as building blocks. A modular connector is one in which similar or identical sections can be assembled together to provide the appropriate connector type or size for the application.

**Operating Temperature Range**

Connector temperature rating established by materials used – plastic, finish, and the base metal. Applying an electrical load will result in a temperature rise that is additive to the operating ambient.

**Polarization**

A technique of eliminating symmetry so that parts may only be mated one way.

**Pulse (Surge) Current**

Highest instantaneous current that will run through a system.

**Reducing Bushing**

Separate tubular sleeve used to downsize the diameter of a crimp barrel to accept a smaller size wire.

**Reeled Contacts**

Contacts attached to a feeder strip for use in a high volume crimping tool.

**Self-Wiping**

The sliding action which occurs when contacts are mated. Wiping has the effect of removing small amounts of contamination from the contact surfaces, establishing better conductivity.

**Spring Loaded**

A means of providing contact normal force with the use of a mechanical spring.

**Storage Battery**

A voltaic battery consisting of two or more storage cells. Energy is accumulated by chemical activity in the charging process and released on demand in the form of electric current.

**Strain Relief**

A means of termination or installation that reduces the transfer of mechanical stress from the conductor.

**Termination**

Means of joining contacts to a conductor.







PART NUMBER	PAGE	PART NUMBER	PAGE	PART NUMBER	PAGE
6341G6	81	6368G3	80	6811G3	56, 57
6342G1	80	6368G5	80	700G1	71
6342G2	80	6369G1	81	702G1	71
6342G3	80	6369G2	81	704G1	71
6342G5	80	6369G3	81	705G1	71
6342G6	81	6369G5	81	706G1	71
6343G1	80	6369G6	81	707G1	71
6343G2	80	6370G1	78	708G1	71
6343G3	80	6370G2	78	709G1	71
6343G5	80	6371G1	78	710G1	71
6343G6	81	6371G2	78	75 LOKSMTBLU	22
6344	64, 66, 74, 79	6372G1	78	75BBS	20, 21, 22, 23, 46, 47, 54, 55
6345G1	80	6372G2	78	75LOK45BLU	22
6345G2	80	6373G1	78	75LOK90BLU	22
6345G3	80	6373G2	78	75LOKBLK	22
6345G5	80	6374G1	78	75LOKBLU	22
6345G6	81	6374G2	78	75LOKGRA	22
6346G1	80	6375G1	78	75LOKGRN	22
6346G2	80	6375G2	78	75LOKWHT	22
6346G3	80	6376G1	78	75LOKWNGBLU	22
6346G5	80	6376G2	78	75LOKWNGBLU-R	22
6346G6	81	6377G1	78	75LOKYEL	22
6347G1	80	6377G2	78	902	58
6347G2	80	6378G1	78	903G1	20, 21, 22, 23, 54, 55
6347G3	80	6378G2	78	904G1	20, 21, 22, 23, 54, 55
6347G5	80	6379G1	78	906	46, 60
6347G6	81	6379G2	78	907	60, 61
6348G1	80	6380G1	78	908	60, 61
6348G2	80	6380G6	81	910	60, 61
6348G3	80	6381G1	78	911	61
6348G5	80	6382G1	78	911G2	69, 81
6348G6	81	6383G1	78	912	46, 60
6350	81	6384G1	66	913	46, 60
6351	81	6384G1	67	914	46, 60
6352	81	6384G1	78	916	60, 61
6353	81	6384G1	79	917	60, 61
6354	69, 81	6384G2	66	919	61
6355	69, 81	6384G2	67	919G1	61
6356	69, 81	6384G2	78	922G1	61
6358	81	6384G2	79	923	59
6359G1	80	6385G1	78	924	59
6359G2	80	6387G1	78	931	46, 60
6359G3	80	6387G2	78	932	46, 60
6359G5	80	6390G1	78	940	46, 58
6359G6	81	6391G1	78	941	46, 58
6360G1	80	6391G2	78	942	46, 58
6360G2	80	6394	69, 81	943	46, 58
6360G3	80	6400G1	60	944	58, 59
6360G5	80	6400G2	60	944G1	58, 59
6360G6	81	6400G4	60	945	59
6361	81	6400G5	60	945G2	66, 79
6362	81	6800G1	56	945G3	59
6363G2	81	6800G2	56	946G1	59
6363G3	81	6800G3	56	947	58, 59
6363G5	81	6801G1	56	948	58, 59
6363G6	81	6801G2	56	948G1	58, 59
6364G1	81	6801G3	56	949	46, 58
6364G2	81	6802G1	56	969P1	67, 79
6364G3	81	6802G2	56	970P1	69, 81
6364G5	81	6802G3	56	981G1	56
6364G6	81	6810G1	46, 56	981G2	56
6366G2	66, 69, 79, 81	6810G2	46, 56	990	50, 54
6367G1	69, 79, 81	6810G3	46, 56	990G1	50, 55
6368G1	80	6811G1	56, 57	990G2	54
6368G2	80	6811G2	56, 57	992	46, 54

**HEADQUARTERS:** 13 Pratts Junction Road, P.O. Box 579, Sterling, MA 01564 T:978-422-3600 F:978-422-3700

**EUROPE:** Rathealy Road, Fermoy Co. Cork, Ireland T:353-(0)25-32277 F:353-(0)25-32296

**ASIA/PACIFIC:** IDEAL Anderson Asia Pacific Ltd., Unit 922-928 Topsail Plaza, 11 On Sum Street, Shatin N.T., Hong Kong T:852-2636-0836 F:852-2635-9036

**CHINA:** IDEAL Anderson Technologies (Shenzhen) Ltd., Block A8 Tantou W. Ind. Par, Songgang Baoan District, Shenzhen, P.R. China 51810 T: 86-755-2768-2118 F: 86-755-2768-2218

**TAIWAN:** IDEAL Anderson Asia Pacific Ltd., Taiwan Branch, 4F.-2, No.116, Dadun 20th St., Situn District, Taichung City 407, Taiwan (R.O.C.) T: 886-4-2310-6451 F:886-4-2310-6460

[www.andersonpower.com](http://www.andersonpower.com)

PART NUMBER	PAGE	PART NUMBER	PAGE	PART NUMBER	PAGE
992G1	46, 54	E6360G1	68	SB350-LOCKOUT	61
992G2	46, 54	E6360G2	68	SB50-HDL-RED	54
992G4	46, 54	E6360G6	68	SBE80CLPRED	64
992G5	46, 54	E6361	69	SBE80HDLRED	64
992G6	46, 54	E6362	69	SBE80ORN	64
992G7	46, 54	E6363G1	68	SBE80RED	64
993G1	69, 81	E6363G2	68	SBE80RED16MMHDL	64
993G2	66, 79	E6363G6	68	SBE80WHT	64
994G1	69, 81	E6364G1	68	SBE80YEL	64
994G2	66, 79	E6364G2	68	SBO60CLPRED	74
995G1	59, 66, 79	E6364G6	68	SBO60HDLRED	74
995G2	61, 69, 81	E6368G1	68	SBO60ORN	74
995G3	59	E6368G2	68	SBO60ORN16MMHDL	74
995G4	61	E6368G6	68	SBO60RED	74
996G1	61	E6369G1	68	SBO60RED16MMHDL	74
BMHSG-P	42	E6369G2	68	SBO60WHT	74
BMHSG-R	42	E6369G6	68	SBO60WHT16MMHDL	74
BMPP10-45P	42	E6370G2	66	SBO60YEL	74
BMPP10-45R	42	E6371G2	66	SBO60YEL16MMHDL	74
E6332G1	68	E6372G2	66	SBS50BLK	50
E6332G2	68	E6373G2	66	SBS50BLK #10/12	50
E6332G6	68	E6374G2	66	SBS50BLK #6	50
E6333G1	68	E6375G2	66	SBS50BLU	50
E6333G2	68	E6376G2	66	SBS50BLU#10/12	50
E6333G6	68	E6377G2	66	SBS50BLU#6	50
E6334G1	68	E6378G2	66	SBS50BRN	50
E6334G2	68	E6379G2	66	SBS50BRN#10/12	50
E6334G6	68	E6380G1	66	SBS50BRN#6	50
E6335G1	68	E6381G1	66	SBS50GRA	50
E6335G2	68	E6382G1	66	SBS50GRA#10/12	50
E6335G6	68	E6383G1	66	SBS50GRA#6	50
E6336	69	E6385G1	66	SBS50-HDL-Red	50
E6339	69	E6387G2	66	SBS50RED	50
E6340G1	68	E6388G2	66	SBS50RED #10/12	50
E6340G2	68	E6389G2	66	SBS50RED #6	50
E6340G6	68	E6390G1	66	SBS50WHT	50
E6341G1	68	E6391G2	66	SBS50WHT#10/12	50
E6341G2	68	E6392G1	66	SBS50WHT#6	50
E6341G6	68	PC5930S	35	U34RT	71
E6342G1	68	PC5930T	35	Y750	71
E6342G2	68	PC5933S	35		
E6342G6	68	PC5933T	35		
E6343G1	68	PC5934S	35		
E6343G2	68	PC5934T	35		
E6343G6	68	PC-HSG-PP	35		
E6345G1	68	PC-HSG-SB	35		
E6345G2	68	PCSTAPLE-1	36		
E6345G6	68	PCSTAPLE-2	36		
E6346G1	68	PP30GND-P	8, 42		
E6346G2	68	PP30GND-S	8, 42		
E6346G6	68	PP30MF-P10S	8		
E6347G1	68	PP30MF-P10T	8		
E6347G2	68	PP30MF-PPCS	8		
E6347G6	68	PP30MF-PPCT	8		
E6348G1	68	PP30MF-S10S	8		
E6348G2	68	PP30MF-S10T	8		
E6348G6	68	PP45PC12R	32		
E6349	69	PP45PC12S	32		
E6350	69	PP45PC13R	32		
E6351	69	PP45PC13S	32		
E6352	69	PP45PC21R	32		
E6353	69	PP45PC22R	32		
E6359G1	68	PP45PC23R	32		
E6359G2	68	SB120-HDL-RED	56		
E6359G6	68	SB175-LOCKOUT	59		

HEADQUARTERS: 13 Pratts Junction Road, P.O. Box 579, Sterling, MA 01564 T:978-422-3600 F:978-422-3700

EUROPE: Rathealy Road, Fermoy Co. Cork, Ireland T:353-(0)25-32277 F:353-(0)25-32296

ASIA/PACIFIC: IDEAL Anderson Asia Pacific Ltd., Unit 922-928 Topsail Plaza, 11 On Sum Street, Shatin N.T., Hong Kong T:852-2636-0836 F:852-2635-9036

CHINA: IDEAL Anderson Technologies (Shenzhen) Ltd., Block A8 Tantou W. Ind. Par, Songgang Baoan District, Shenzhen, PR. China 51810 T: 86-755-2768-2118 F: 86-755-2768-2218

TAIWAN: IDEAL Anderson Asia Pacific Ltd., Taiwan Branch, 4F.-2, No.116, Dadun 20th St., Situn District, Taichung City 407, Taiwan (R.O.C.) T: 886-4-2310-6451 F:886-4-2310-6460

[www.andersonpower.com](http://www.andersonpower.com)



## Connector Notes

---

---

---

---

---

---

---

---

*For customer drawings, assembly instructions and individual data sheets, please visit [www.andersonpower.com](http://www.andersonpower.com).*

**HEADQUARTERS:** 13 Pratts Junction Road, P.O. Box 579, Sterling, MA 01564 T:978-422-3600 F:978-422-3700

**EUROPE:** Rathealy Road, Fermoy Co. Cork, Ireland T:353-(0)25-32277 F:353-(0)25-32296

**ASIA/PACIFIC:** IDEAL Anderson Asia Pacific Ltd., Unit 922-928 Topsail Plaza, 11 On Sum Street, Shatin N.T., Hong Kong T:852-2636-0836 F:852-2635-9036

**CHINA:** IDEAL Anderson Technologies (Shenzhen) Ltd., Block A8 Tantou W. Ind. Par, Songgang Baoan District, Shenzhen, P.R. China 51810 T: 86-755-2768-2118 F: 86-755-2768-2218

**TAIWAN:** IDEAL Anderson Asia Pacific Ltd., Taiwan Branch, 4F.-2, No.116, Dadun 20th St., Situn District, Taichung City 407, Taiwan (R.O.C.) T: 886-4-2310-6451 F:886-4-2310-6460

**[www.andersonpower.com](http://www.andersonpower.com)**



## Connector Notes

---

---

---

---

---

---

---

---

---

---

*For customer drawings, assembly instructions and individual data sheets, please visit [www.andersonpower.com](http://www.andersonpower.com).*

**HEADQUARTERS:** 13 Pratts Junction Road, P.O. Box 579, Sterling, MA 01564 T:978-422-3600 F:978-422-3700

**EUROPE:** Rathealy Road, Fermoy Co. Cork, Ireland T:353-(0)25-32277 F:353-(0)25-32296

**ASIA/PACIFIC:** IDEAL Anderson Asia Pacific Ltd., Unit 922-928 Topsail Plaza, 11 On Sum Street, Shatin N.T., Hong Kong T:852-2636-0836 F:852-2635-9036

**CHINA:** IDEAL Anderson Technologies (Shenzhen) Ltd., Block A8 Tantou W. Ind. Par, Songgang Baoan District, Shenzhen, P.R. China 51810 T: 86-755-2768-2118 F: 86-755-2768-2218

**TAIWAN:** IDEAL Anderson Asia Pacific Ltd., Taiwan Branch, 4F.-2, No.116, Dadun 20th St., Situn District, Taichung City 407, Taiwan (R.O.C.) T: 886-4-2310-6451 F:886-4-2310-6460

**[www.andersonpower.com](http://www.andersonpower.com)**





For information on additional product lines, please contact your local APP customer service department.



PowerMod® HP Connectors



PowerMod® Connectors



Power Drawer® Connectors



Power Clip®



ACARA® Filter Connector



EBC / DIN Connectors

**HEADQUARTERS:** 13 Pratts Junction Road, P.O. Box 579, Sterling, MA 01564 T:978-422-3600 F:978-422-3700

**EUROPE:** Rathely Road, Fermoy Co. Cork, Ireland T:353-(0)25-32277 F:353-(0)25-32296

**ASIA/PACIFIC:** IDEAL Anderson Asia Pacific Ltd., Unit 922-928 Topsail Plaza, 11 On Sum Street, Sha Tin N.T., Hong Kong T:852-2636-0836 F:852-2635-9036

**CHINA:** IDEAL Anderson Technologies (Shenzhen) Ltd., Block A8 Tantou W. Ind. Par, Songgang Baoan District, Shenzhen, P.R. China 51810 T: 86-755-2768-2118 F: 86-755-2768-2218

**TAIWAN:** IDEAL Anderson Asia Pacific Ltd., Taiwan Branch, 4F.-2, No.116, Dadun 20th St., Situn District, Taichung City 407, Taiwan (R.O.C.) T: 886-4-2310-6451 F:886-4-2310-6460

[www.andersonpower.com](http://www.andersonpower.com)

CAT-PPMP REV 02