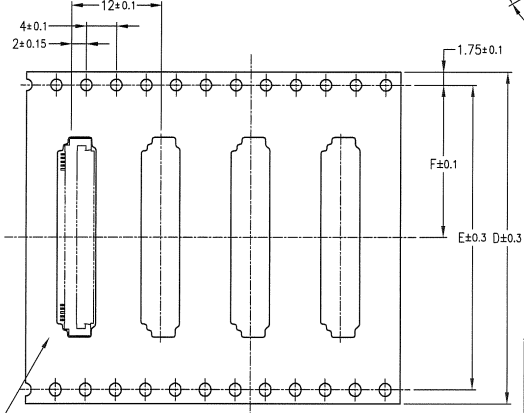
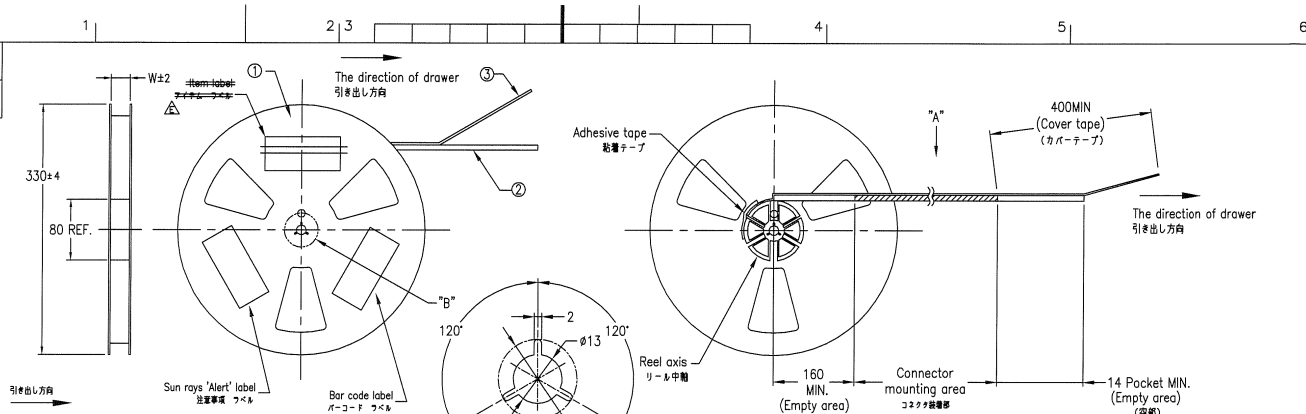


PRODUCT NO.
10076529-**1*5EHLF



<P/N composition> <P/N構成>
 ▲10076529 - ** 1 * 5 E H L F

- Lead Free
- Halogen Free
- Packaging form (E : Plastic reel-Embossing tape package)
- Embossing tape package 5: 12mm PITCH
- Production site
0: Malaysia
1: China
- Plating spec
1: Au plating
- No of position
- Series name

PARTS TABLE 部品表

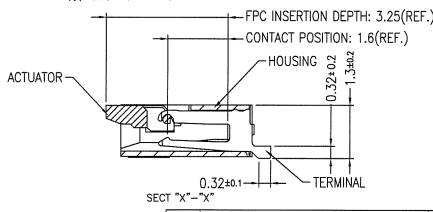
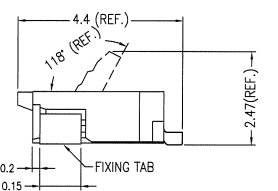
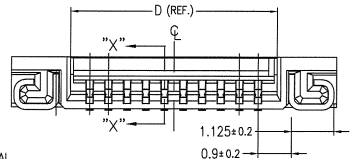
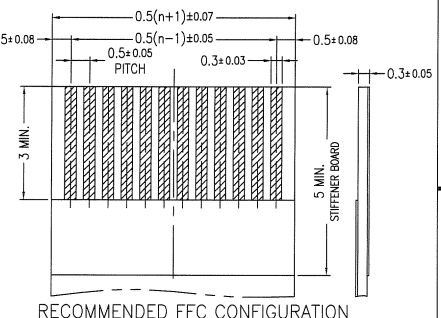
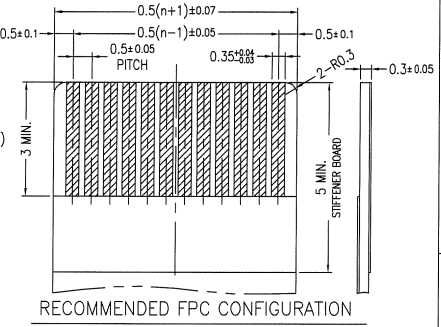
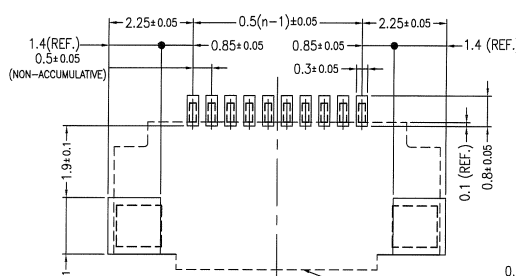
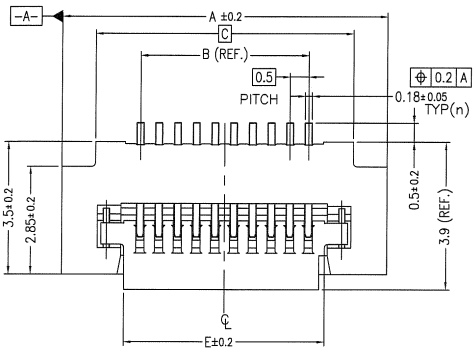
No.	Part name 部品名	Part No. 部品番	Material 材質	QTY.	Note 備考
①	The reel for packaging 巻取りリール	940551	Polyethylene ポリエチレン	1	Color : White, Electrification prevention processing 色:白、帯電防止処理済み
②	Emboss tape エンボステープ	10076534	PET	1	Electrification prevention processing 帯電防止処理済み
③	Cover tape カバーテープ	4600	Polyester ポリエステル	1	Electrification prevention processing 帯電防止処理済み
④	Connector コネクタ	10076529		3000	See sheet 2

mat'l. code	ISO 1302	tolerance	projection	product family	CODE							
---	ISO 406	ISO 1101	MM	58VF FLEX 0.5	JP							
ltr	description	ecn no	dr	date	angles	linear	0.XX ±0.3	0.XX ±0.3	0.XXX ±0.3	scale N/A	title	ASSEMBLY
A	RELEASED	J09-0051	Y.K	2009-2-8							0.5mm PITCH CONNECTOR FOR FPC	VLK Series
B	REVISED	J09-0074	Y.K	2009-2-18							sheet 1 of 2	size
C	REVISED	J09-0434	Y.K	2009-12-10	0°±3'						10076529	A3
D	REVISED	J10-0054	Y.K	2010-2-28	dr	Y.KAMEDA	2010-5-19				type	Product Customer Drawing
E	Abolition of the item label	J10-0129	Y.K	2010-5-19	enrg	Y.KAMEDA	2010-5-19				Rev.	E
					chr		2010-5-19					
					appd							
sheet	revision	E	E									
index	sheet	1	2									

NOTE
 1. This article carries out the emboss tape package of the P/N10076529 series connector.
 2. The shape and dimension of this article are based on JIS C 0806.
 (Taping of electronic parts (Surface mounted device))

注意
 1. 本品は P/N10076529シリーズをエンボステープ梱包したものである。
 2. 本品の形状及び寸法規定は JIS C 0806 (電子部品のテープピンダ (表面実装部品)) に準拠する。

PRODUCT NO.
10076529-**-**1*HLF



- NOTE
- 1.MATERIAL
 - 1)HOUSING:THERMOPLASTIC RESIN,UL94V-0, NATURAL
 - 2)ACTUATOR:THERMOPLASTIC RESIN,UL94V-0, BLACK
 - 3)CONTACT: COPPER ALLOY (t=0.18)
 - 4)FIXING TAB: COPPER ALLOY (t=0.15)
 - 2.FINISH
 - 1)CONTACT: ALL OVER Ni,(CONTACT AREA) Au FLASH., (SOLDER TAIL AREA) Au FLASH.
 - 2)FIXING TAB: ALL OVER Ni, Sn PLATING 1.5~3.5µm
 - 3.CO-PLANARITY: 0.1 MAX.
 - 4.THICKNESS OF A METAL MASK: 0.1mm
 - 5.FPC / FFC
 - 1)ADHESIVE METHOD OF SUPPORTING TAPE SHALL BE HEAT CRIMPING METHOD AND THERMOSETTING ADHESIVE MATERIAL SHALL BE USED.
 - 1)FPCの補強板接着剤には熱硬化接着剤を使用し、接着方式は熱圧着とする。
 - 2)THE DIRECTION OF CUTTING RECOMMENDS A STIFFENER BOARD SIDE FROM A CONDUCTOR SIDE.
 - 2)打抜き方向は導体側から補強板側を推奨いたします。
 - 3)ABOUT A CONDUCTOR, RECOMMEND 35µm OF SOFT-COPPER FOIL, AND 50µm.
 - 3)導体部については軟銅箔 35µm 又は、50µm を推奨いたします。
 - 6.RoHS
 - THIS PRODUCT MEETS EUROPEAN UNION DIRECTIVES AND OTHER COUNTRY REGULATIONS AS DESCRIBED IN GS-22-008
 - 本製品は、GS-22-008に記載されたヨーロッパ諸国と他国の規制に適合しています。
 - 7.PRODUCT
 - PLEASE ASK SALES DEPARTMENT OF FCI JAPAN ABOUT THE NUMBER OF ENFORCEMENT POLES.
 - 実務取扱に際しては、弊社営業部に問い合わせください。

10076529-3510HLF	21.2	17.0	19.4	18.0	17.86
10076529-451*HLF	26.2	22.0	24.4	23.0	22.86
10076529-5010HLF	28.7	24.5	26.9	25.5	25.36
10076529-6010HLF	33.7	29.5	31.9	30.5	30.36

P/N	A	B	C	D	E
10076529-3510HLF	21.2	17.0	19.4	18.0	17.86
10076529-451*HLF	26.2	22.0	24.4	23.0	22.86
10076529-5010HLF	28.7	24.5	26.9	25.5	25.36
10076529-6010HLF	33.7	29.5	31.9	30.5	30.36

mat'l. code	surface	tolerance	projection	product family	CODE
ISO 1502	ISO 406	ISO 1101	MM	58VF FLEX 0.5	JP
tolerances unless otherwise specified	0.X ±0.2	0.XX ±0.2	0.XXX ±0.2	scale 10:1	
linear	0°±2'				
angles					
dr	Y.KAMEDA	2010-5-19			
enr	Y.KAMEDA	2010-5-19			
chr		2010-5-19			
appd		2010-5-19			
sheet index	revision sheet				

PDM: Rev:E STATUS: Released Printed: May 20, 2010

FCJ Copyright FCI. FCconnect.com