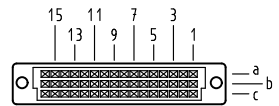


Alle Rechte vorbehalten. All rights reserved.

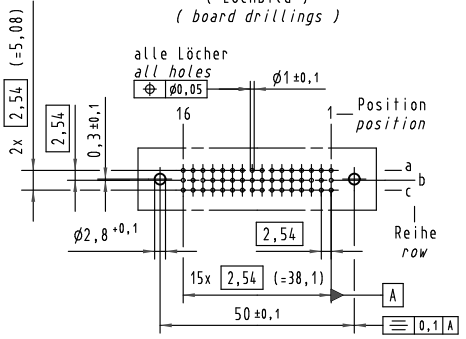
**X**  
Kontaktanordnung  
contact arrangement



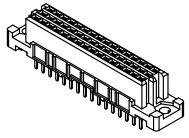
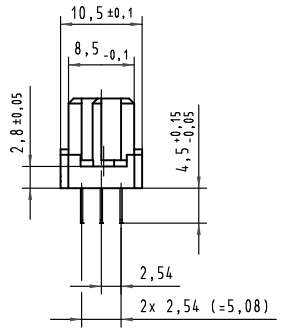
48 Einlöt-Kontakte  
48 solder-contacts

- = Einlöt-Kontakt  
= solder-contact
- = Kontaktposition nicht belegt  
= position without contact

**X**  
(Lochbild)  
(board drillings)

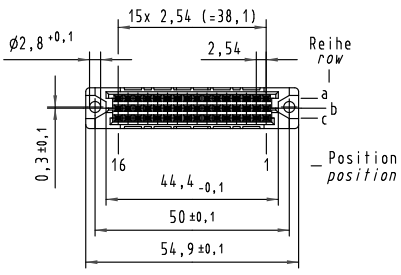
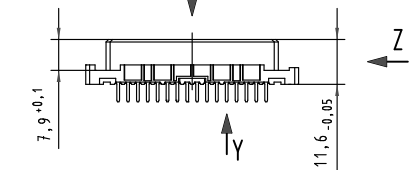
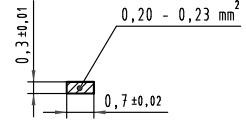


**Z**  
2:1



**Y**  
10:1

Querschnitt der  
Lötanschlüsse:  
cross-section of  
solder terminations:



09 23 248 <u>6</u> 825	2	Au über/over Ni
09 23 248 <u>2</u> 825	1	Au über/over Ni
Bestell-Nr. part-no.	Anforderungsstufe nach IEC performance level acc. to IEC	Kontaktoberfläche contact plating

All Dimensions in mm Original Size DIN A 3			Techn. Character.		Nicht tolerierte Maß/Free size tolerances	
34306	30.11.07	LehT	Detail.	14.10.99	Rie.	IEC 60603-2 har-bus 2C Federleiste Einlöt 4,5, 48 pol. har-bus 2C female connector solder 4,5, 48 pol.
33062	05.09.05	Hage.	Insp.	14.10.99	Pa.	
30232	08.02.02	Rie.	Stand.			
26966	24.01.00	Rie.	HARTING Electronics GmbH & Co. KG		TB 09 23 248 x825	Blatt/page
26859			D-32339 ESPELKAMP			
Mod.	Dat.	Name			Sub.	