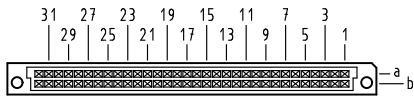


Alle Rechte vorbehalten. All rights reserved.

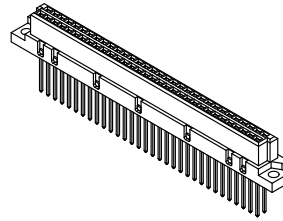
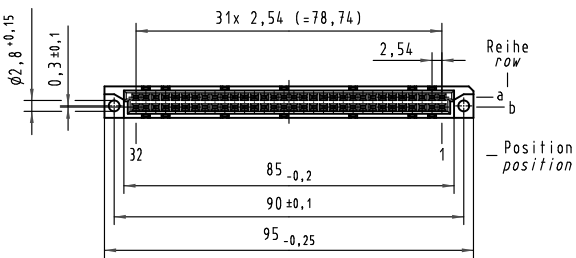
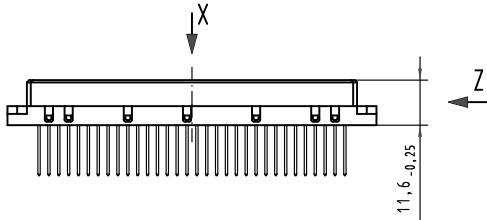
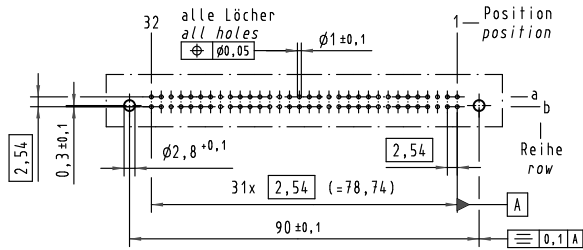
X
Kontaktanordnung
contact arrangement



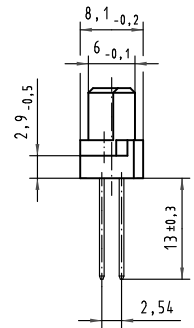
64 Signal Kontakte
64 signal contacts

- = Kontaktposition belegt
= position with contact
- = Kontaktposition nicht belegt
= position without contact

X
(Lochbild)
(board drillings)



Z
2:1



09 02 264 6821	2	Au über/over Ni
Bestell-Nr. part-no.	Anforderungsstufe nach IEC performance level acc. to IEC	Kontaktoberfläche contact plating

All Dimensions in mm Original Size DIN A 3			Techn. Character.			Nicht tolerierte Maß/Free size Tolerances IEC 60603-2		
						Bauform B Federleiste, WW 13, 64 pol. type B female connector, WW 13, 64 pol.		
						Maßstab/Scale 1:1 (2:1)		
34650	25.10.07	Hage.				TB 09 02 264 x821 Blatt/page		
26962	24.01.00	Rie.				Sub.		
26091						HARTING Electronics GmbH & Co. KG D-32339 ESPELKAMP		
Mod.	Dat.	Name						