

INTRODUCTION:

Adam Tech ICS Series IC Sockets are a low profile design available in single or dual row on .100" centerline pin spacing and .300" or .600" row spacing. Our ISD Series is a fine pitch socket on .070" centerlines with .600" or .750" row spacing. All Adam Tech sockets are manufactured with our exclusive single beam dual wipe contact design which produces a high pressure wiping action for superior connectivity. In addition to an internal contact stop which prevents over stressing of the contact, each has a wide lead in to eliminate mis-mating and a closed bottom anti-solder wicking design.

FEATURES:

- High Pressure Contacts
- Single Beam, Dual Wipe Contacts
- Anti-Solder Wicking design
- Machine Insertable
- Single or Dual Row
- Low Profile

MATING COMPONENTS:

All industry standard components with SIP or DIP leads

SPECIFICATIONS:

Material:

Insulator: PBT, Glass reinforced, rated UL94V-0
 Insulator Color: Black
 Contacts: Phosphor Bronze

Contact Plating:

Tin over copper underplate overall

Electrical:

Operating voltage: 250V AC max.
 Current rating: 1 Amp max.
 Contact resistance: 20 mΩ max. initial
 Insulation resistance: 5000 MΩ min.
 Dielectric withstanding voltage: 1000V AC for 1 minute

Mechanical:

Insertion force: 11.5 oz max with .024" X .006" leads
 Withdrawal force: 0.85 oz min with .024" X .006" leads

Temperature Rating:


Operating temperature: -55°C to +105°C

PACKAGING:

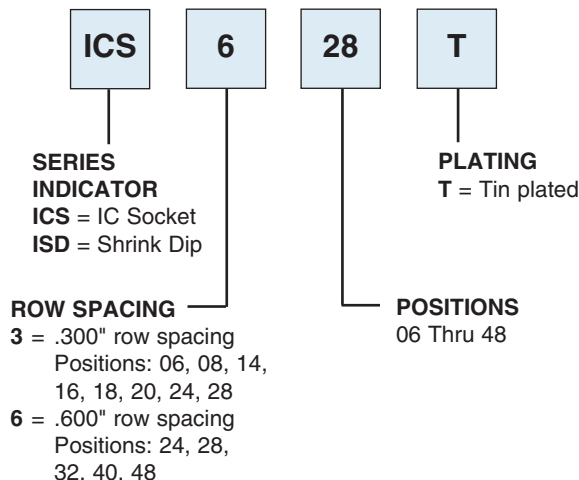
Anti-ESD plastic tubes

SAFETY AGENCY APPROVALS:

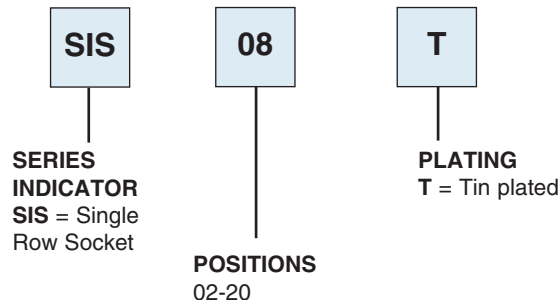
UL Recognized File No. E224053
 CSA Certified File No. LR1578596



ORDERING INFORMATION
IC SOCKETS



ORDERING INFORMATION
SINGLE ROW SOCKETS

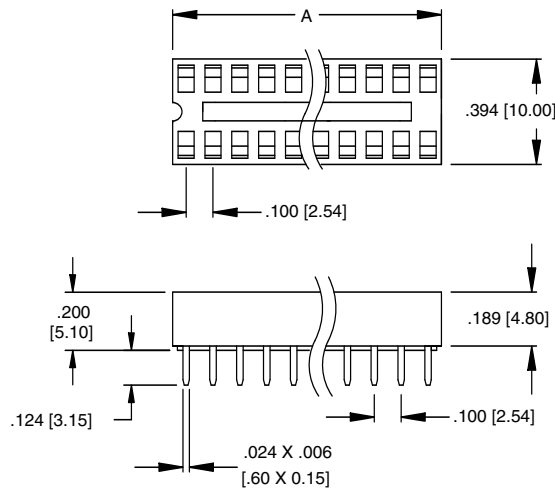


OPTIONS:

Add designator(s) to end of part number
OF = Open Frame without center bar
RC = RoHS compliant lead-free product with Hi-Temp insulator

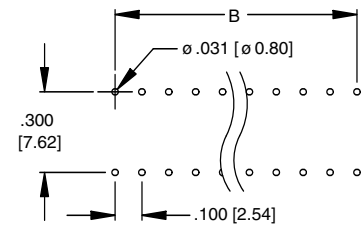
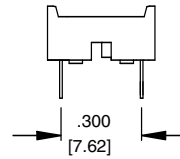
ICS - .300" ROW CENTERLINE

.300" Row Centerline Sockets
Positions: 6, 8, 14, 18, 20, 24 & 26



ICS-320-T


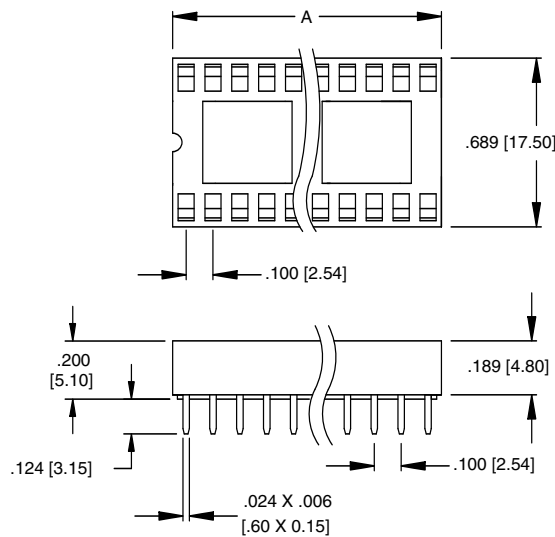
A = .100 [2.54] X No. of Positions Per Row



Recommended PCB Layout

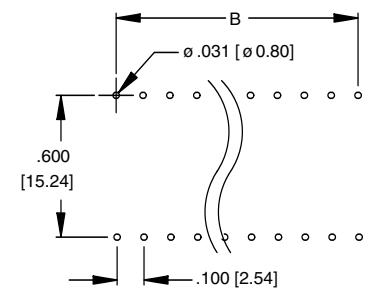
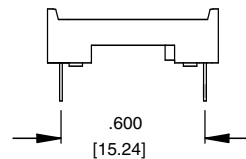
ICS - .600" ROW CENTERLINE

.600" Row Centerline Sockets
Positions: 20, 24, 28, 32, 40 & 48



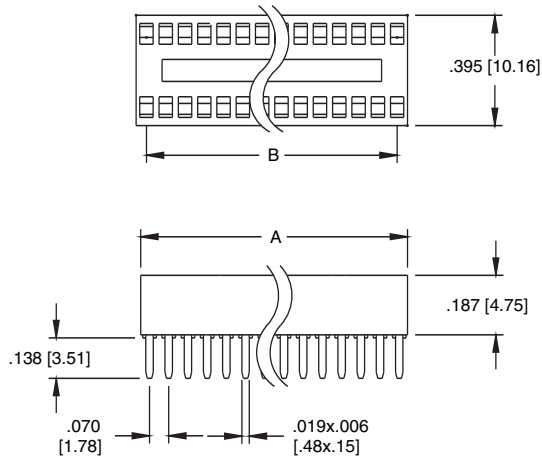
ICS-628-T

A = .100 [2.54] X No. of Positions Per Row


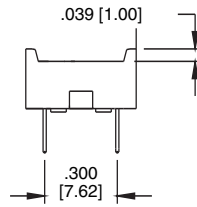


Recommended PCB Layout

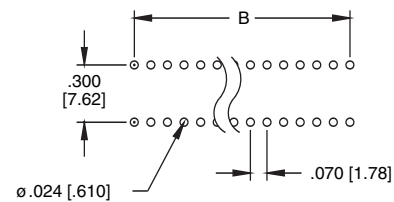
ISD SERIES .300" ROW CENTERLINE SHRINK DIP SOCKETS POSITIONS: 24, 28, 30



A = .070 [1.78] X No. of Positions Per Row
B = .070 [1.78] X No. of Spaces

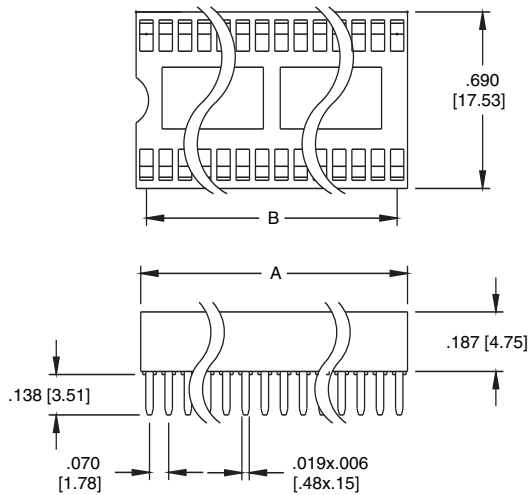


ISD-24-T


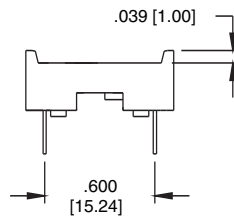


Recommended PCB Layout

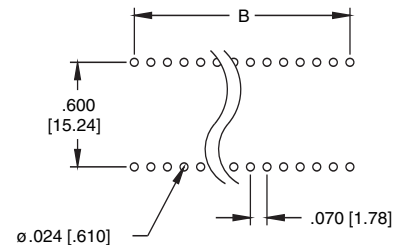
ISD SERIES .600" ROW CENTERLINE SHRINK DIP SOCKETS POSITIONS: 40, 42



A = .070 [1.78] X No. of Positions Per Row
B = .070 [1.78] X No. of Spaces

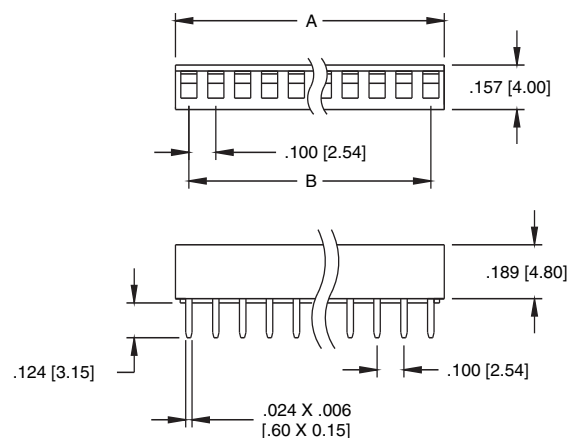


ISD-40-T

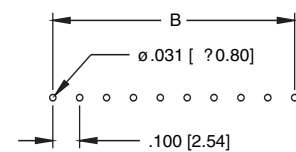


Recommended PCB Layout

SIS SERIES SINGLE ROW .100" CENTERLINE SOCKETS POSITIONS: 2P THRU 20P



SIS-12-T



Recommended PCB Layout

A = .100 [2.54] X No. of Positions
B = .100 [2.54] X No. of Spaces