

INTRODUCTION:

Adam Tech Small Form Factor connectors and cages are a popular interface for telecommunications and data communications applications. Our 20 position surface mount connector interfaces to both fiber optic and copper networking modules. Our cages are manufactured in single port and multiport configurations. All of our cages are available in both press fit and through hole mounting.

FEATURES:

- Industry standard compatibility
- Alignment posts on SMT connector allow for PC board stability
- Standoffs allow for easy board cleaning
- Single, stacked or ganged cages
- Cages have multiple ground points for EMI shielding

SPECIFICATIONS:

Material:

- SMT Connector:
- Insulator: High temperature thermoplastic
- Contacts: Phosphor Bronze
- Plating: Gold over nickel underplate
- Cage: Nickel plated copper alloy

Electrical:


- SMT Connector:
- Operating voltage: 100VAC max
- Current rating: 1 Amp max
- Contact resistance: 40 ohms max
- Insulation resistance: 1000 Mohms min
- Dielectric withstanding voltage: 500 VAC for 1 minute

Temperature rating:

- Operating temperature: -40°C to +85°C
- Soldering temperature: 260°C for 5 seconds

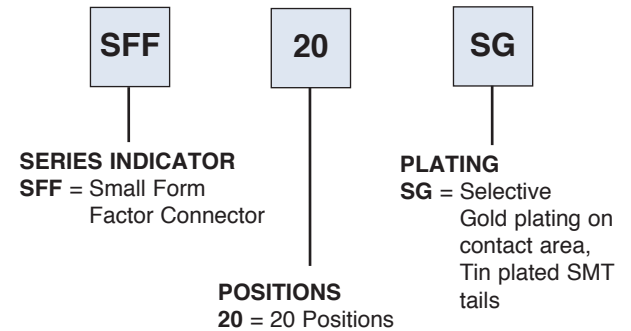
APPROVALS AND CERTIFICATIONS:

UL Recognized & CSA Certified, File no. E224053

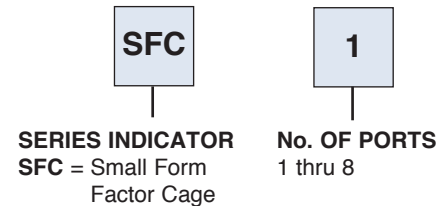


ORDERING INFORMATION

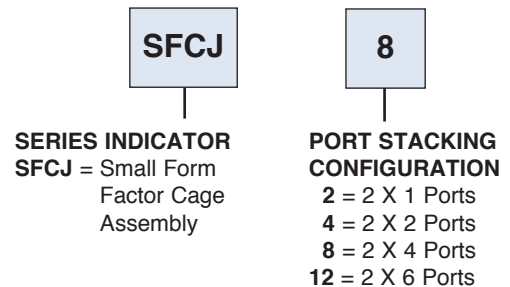
SMALL FORM FACTOR CONNECTOR



SMALL FORM FACTOR SINGLE ROW CAGE



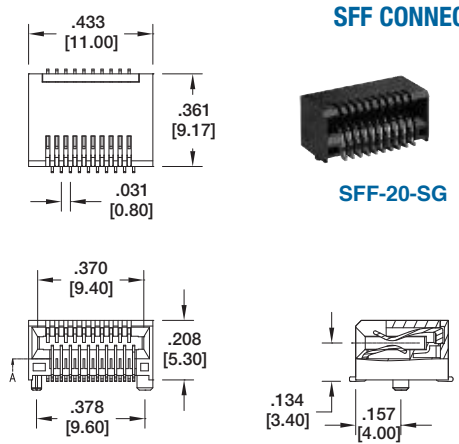
SMALL FORM FACTOR STACKED ASSEMBLY



OPTIONS:

- Add designator(s) to end of part number
- LP = External light pipe (SFC series only)
- LP1 = Inner light pipe (SFCJ series only)
- LP2 = Outer light pipe (SFCJ series only)
- LP3 = Inner & outer light pipes (SFCJ series only)
- EMI = Additional EMI clip

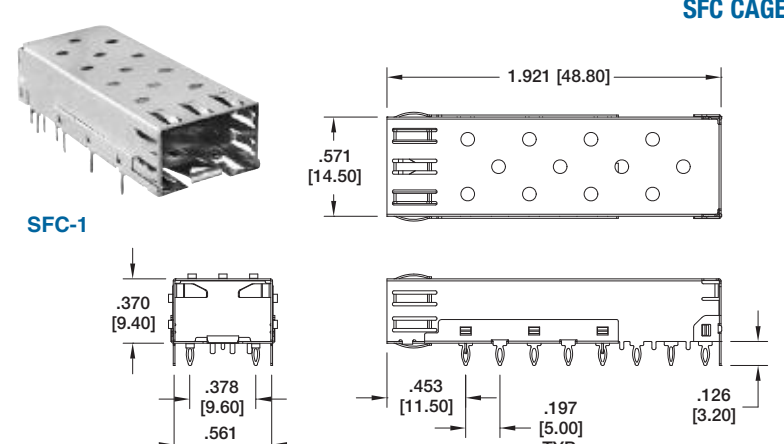
SFF CONNECTOR:



SFF-20-SG

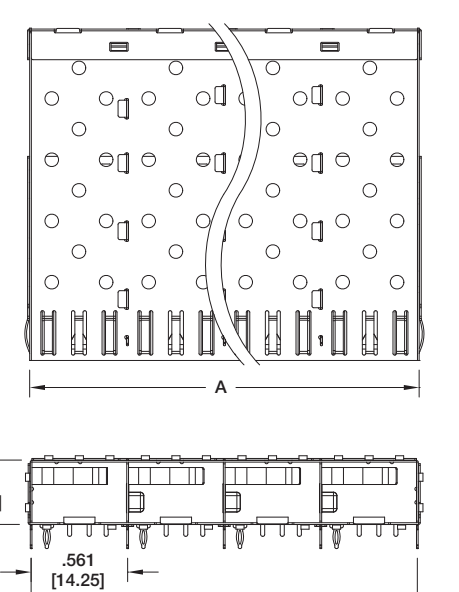
Dimensions: .433 [11.00], .361 [9.17], .031 [0.80], .370 [9.40], .208 [5.30], .378 [9.60], .134 [3.40], .157 [4.00]

SFC CAGE




SFC-1

Dimensions: 1.921 [48.80], .571 [14.50], .370 [9.40], .378 [9.60], .561 [14.25], .453 [11.50], .197 [5.00] TYP., .126 [3.20]



SFC-4

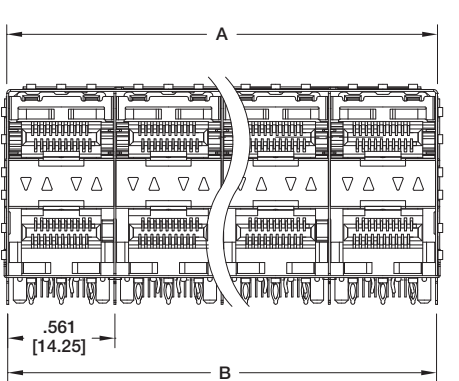
Dimensions: .372 [9.45], .561 [14.25]



SFC-4

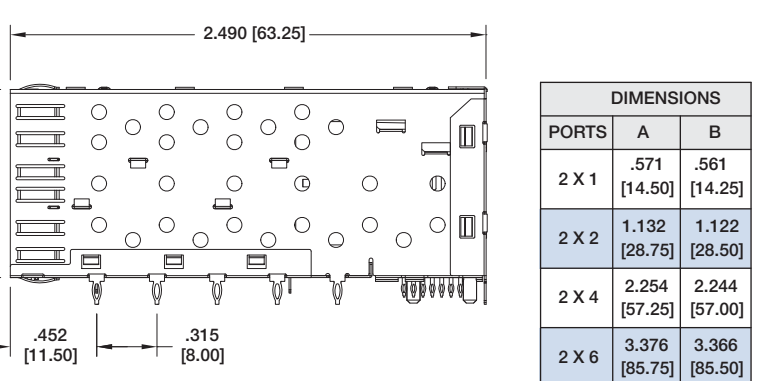
Dimensions: 1.921 [48.80], .453 [11.50], .197 [5.00]

DIMENSIONS			
PART NO.	PORTS	A	B
SFC-2	2	1.132 [28.75]	1.122 [28.50]
SFC-4	4	2.254 [57.25]	2.244 [57.00]
SFC-6	6	3.376 [85.75]	3.366 [85.50]
SFC-8	8	4.498 [114.25]	4.488 [114.00]



SHOWN WITH OPTIONAL LIGHT PIPE (L3)

Dimensions: .561 [14.25]



SFCJ-4

Dimensions: 2.490 [63.25], 1.00 [25.50], .452 [11.50], .315 [8.00]

DIMENSIONS		
PORTS	A	B
2 X 1	.571 [14.50]	.561 [14.25]
2 X 2	1.132 [28.75]	1.122 [28.50]
2 X 4	2.254 [57.25]	2.244 [57.00]
2 X 6	3.376 [85.75]	3.366 [85.50]

CONFIGURATIONS				
	2 X 1	2 X 2	2 X 4	2 X 6
PART NO.;	SFCJ-2	SFCJ-4	SFCJ-8	SFCJ-12