
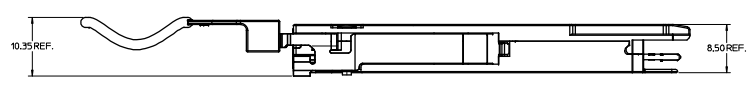
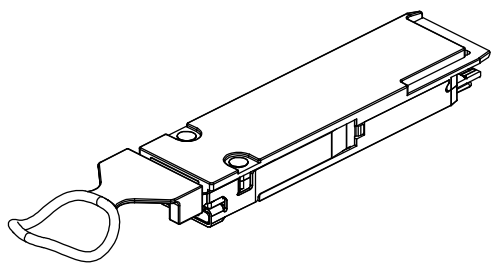
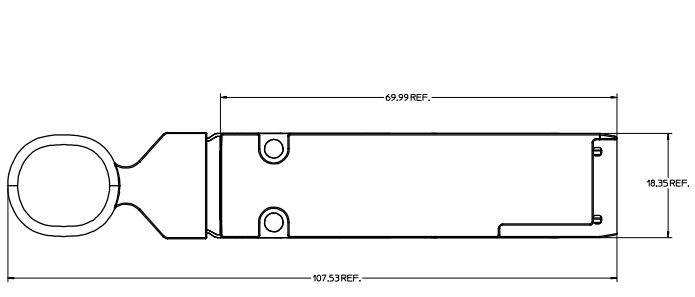


20 19 18 17 16 15 14 13 12 11 10 9 8 7 6 5 4 3 2 1



1. MATES TO QSFP COMPONENTS WHICH COMPLY TO STANDARD MSA DIMENSION SPECIFICATIONS.
2. BACKSHELLS: ZINC DIE CAST WITH BRIGHT NICKEL PLATING
- DELATCH: STAINLESS STEEL WITH OVERMOLDED NYLON
- RIVETS: STAINLESS STEEL
4. 100 OHM IMPEDANCE
5. SUPPORTS SERIAL ID FUNCTIONALITY
6. 3.3V SUPPLY
7. HOT PLUGGABLE
8. THIS PRODUCT MEETS THE RESTRICTION OF HAZARDOUS SUBSTANCES IN ELECTRICAL AND ELECTRONIC EQUIPMENT (ROHS) DIRECTIVE (2002/95/EC)

PART NUMBER	LABEL COLOR	PART DESCRIPTION
74763-0010	LIGHT BLUE	QSFP LOOPBACK ADAPTER WITH SERIAL ID, 0dB
74763-0015	LIGHT GREEN	QSFP LOOPBACK ADAPTER WITH SERIAL ID, 5dB
74763-0020	LIGHT BLUE	QSFP UNIVERSAL LOOPBACK ADAPTER WITH SERIAL ID, 0dB, 12C PORT EXPANDER
74763-0025	LIGHT GREEN	QSFP UNIVERSAL LOOPBACK ADAPTER WITH SERIAL ID, 5dB, 12C PORT EXPANDER

ENTER DESCRIPTION ENCLAS: 2006-04-27 DRAWN BY: CHIRSCY 2006/04/27 CHECKED BY: CHIRSCY 2006/04/28 APPROVED BY: JAPPER/RAHMOOD 2006/04/29	QUALITY SYMBOLS ▽=0 ▽=0	GENERAL TOLERANCES (UNLESS SPECIFIED) 4 PLACES ±--- ±--- INCH 3 PLACES ±--- ±--- 2 PLACES ±0.13 ±--- 1 PLACE ±0.25 ±--- ANGULAR ±---°	DIMENSION STYLE MM ONLY DRAWN BY: CHIRSCY DATE: 2007/04/18 CHECKED BY: BRUSSELL DATE: 2007/04/18 APPROVED BY: RAHMOOD DATE: 2007/04/18	SCALE: 1:1 DESIGN UNITS: METRIC THIRD ANGLE PROJECTION
	DRAFT WHERE APPLICABLE MUST REMAIN WITHIN DIMENSIONS			TITLE: QSFP LOOPBACK ADAPTER
	SEE CHART			MOLEX INCORPORATED
	MATERIAL NO. SD-74763-0010 DOCUMENT NO. SD-74763-0010			SHEET NO. 1 OF 2

Elcoda D.P. AM.1
Rev. E 2006/04/15

19 18 17 16 15 14 13 12 11 10 9 8 7 6 5 4 3 2 1

20 19 18 17 16 15 14 13 12 11 10 9 8 7 6 5 4 3 2 1

DATE	REV	CHANGES
2008/04/18	A	INITIAL RELEASE
2008/05/19	B	1. UPDATED LABEL COLOR INFO FOR PART NUMBERS 74763-0020 AND -0025 IN CHART ON PAGE 1

ENTER DESCRIPTION EN 145 1508-0025 DRAWN BY: CHIRSCY 2007/04/18 CHECKED BY: BRUSSELL 2007/04/18 APPROVED BY: RAHMOOD 2007/04/18 REV DESCRIPTION	QUALITY SYMBOLS ▽=0 ▽=0	GENERAL TOLERANCES (UNLESS SPECIFIED)	DIMENSION STYLE MM ONLY	SCALE: 1:1 DESIGN UNITS: METRIC	THIRD ANGLE PROJECTION	
	4 PLACES ±--- ±--- 3 PLACES ±--- ±--- 2 PLACES ±0.13 ±--- 1 PLACE ±0.25 ±--- ANGULAR ±---°	mm INCH	DRAWN BY: CHIRSCY 2007/04/18 CHECKED BY: BRUSSELL 2007/04/18 APPROVED BY: RAHMOOD 2007/04/18	TITLE: QSFP LOOPBACK ADAPTER	MOLEX INCORPORATED	SHEET NO. 2 OF 2
	DRAFT WHERE APPLICABLE MUST REMAIN WITHIN DIMENSIONS	MATERIAL NO. SEE CHART SIZE: D	DOCUMENT NO. SD-74763-0010	THIS DRAWING CONTAINS INFORMATION THAT IS PROPRIETARY TO MOLEX INCORPORATED AND SHOULD NOT BE USED WITHOUT WRITTEN PERMISSION		

19 18 17 16 15 14 13 12 11 10 9 8 7 6 5 4 3 2 1