LEADERSHIP in Connector Design

KYCON

DC POWER CONNECTORS

KPJX / KPPX Series

RoHS

KPPX/KPJX Series
Snap and Lock PCB and Cable Mount

Features

LR78160

- Laptop Computers, Power Supplies and Other Portable Digital Equipment Applications
- Snap and Lock Feature Helps to Prevent Accidental Disconnects
- 3 or 4 Pins Transmit Power, or One Pin Can be Used For Signal Transmission
- For Signal and DC Power Applications
- Plugs Supplied in Kits Ready for Assembly
- CSA/NRTL Certified File No. LR78160

Performance Specifications

Materials and Finish

Jack

Shield: Tin Plated

Body: PBT UL94 V-0 Rated

HT Body: High Temperature Thermoplastic,UL94 V-0 Rated

Plug

Body: ABS UL94 HB

Electrical Characteristics

Contact Rating

3 Position : Pin 1 and 2, 20V DC at 7.5A Max.,
Pin 3, 20V DC 1.0A Max.

4 Position : 20V DC 7.5A Max. for all Pins

Insulation Resistance : 50 Megohms Min. at 250V DC

Dielectric Strength : 250V AC for 1 Minute

Contact Resistance : 30 milliohms Max.

Mechanical Characteristics

- Durability Test : 1000 Cycles
- Suggested Wire Awg. #18 for Power Wires, #24 for Signal Wire

Documentation & Ordering Information

Kycon Part #	

Part Number Builder

Series	–	Mounting Option	No of Contacts	Contact Type	–	Shield Option

Series

KPJX - Right Angle Receptacle
KPJX-CM - Receptacle,Cable Mount
KPJX-PM - Receptacle,Panel Mount
KPJXHT - High Temp Right Angle Receptacle
KPPX - Snap and Lock DC Power Plug Cable Mount

Number of Contacts

3 Pin
4 Pin

Contact Type

S - Socket (KPJX Only)
P - Plug (KPPX Only)

Shield Option

Blank - Non-Shielded
S - Shielded (KPJX, KPJX-PM and KPJXHT only)

KPJX-3S

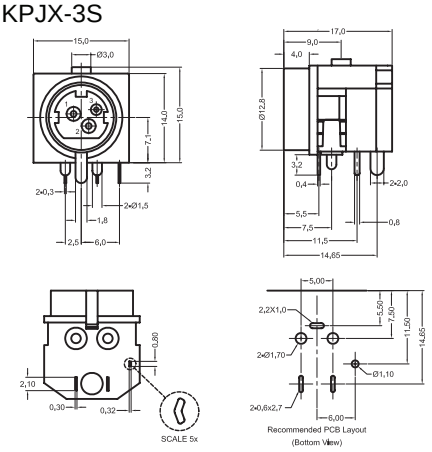

KPPX-xP

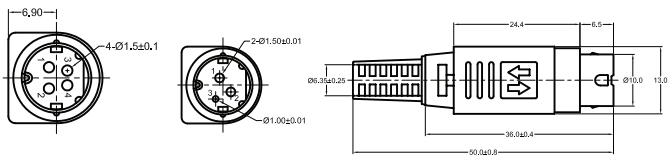

Downloaded from Elcodis.com electronic components distributor

KPJX-CM-xS

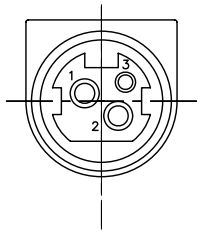

3 PIN CONFIGURATION

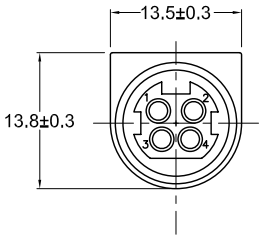

4 PIN CONFIGURATION

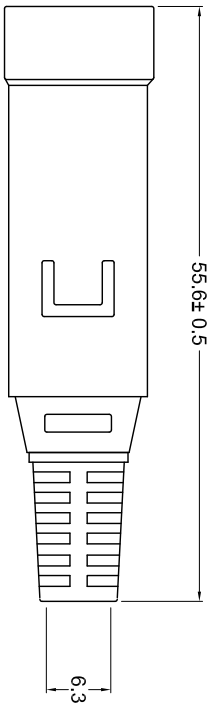

KPJX-PM-3S

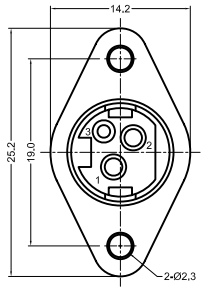

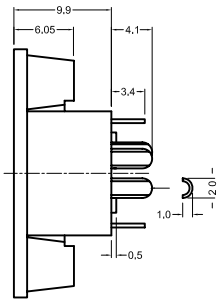

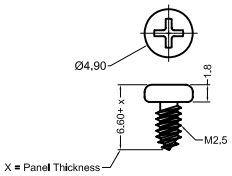

Recommended Mounting Screw

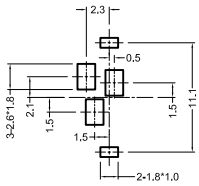

Recommended PCB Layout

KPJX-PM-4S

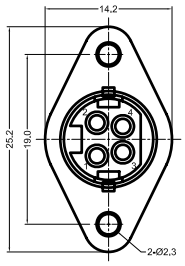

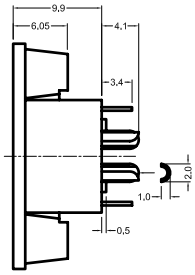

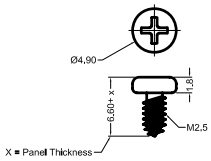

Recommended Mounting Screw

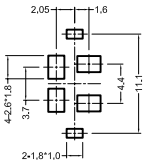

Recommended PCB Layout

Downloaded from Elcodis.com electronic components distributor