

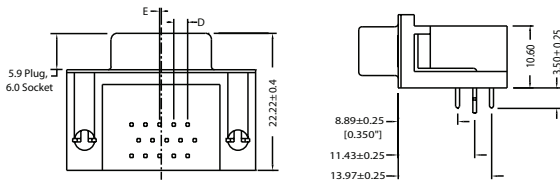
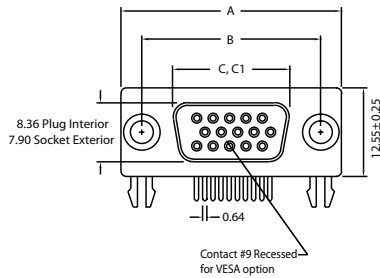
K66X Series High Density Right Angle PCB Mount

VESA Features

- Right Angle PCB Termination, 15 Pin Receptacle, .350 Footprint
- Contact #9 Recessed 0.050" (1.27mm) to Allow Last Mate/First Break on 5V Supply Voltage
- Blue PBT Insulator Signifies 5V Capability and Full Feature AccessBus Capability in Accordance with Video Electronics Meets Display Data Channel (DDC) Standard
- Standard Association (VESA)

K66X Series Dimensions

Pictured with Board Lock Option, Dimensions in mm



Shell Size	In mm					
	A	B	C	C1	D	E
15 (E)	±.015 ±0.38	±.005 ±0.13	±.010 ±0.25	±.010 ±0.25	±.005 ±0.13	±.005 ±0.13
26 (A)	1.213 30.81	.984 24.99	.643 16.33	.666 16.92	.090 2.29	.010 0.25
44 (B)	1.541 39.14	1.312 33.32	.971 24.66	.994 25.25	.090 2.29	.020 0.51
62 (C)	2.088 53.04	1.852 47.04	1.511 38.38	1.534 38.96	.090 2.29	.020 0.51
	2.729 69.32	2.500 63.50	2.159 54.84	2.182 55.42	.095 2.41	.023 0.58

C = Exterior of Female Shell (S) C1 = Interior of Male Shell (P)

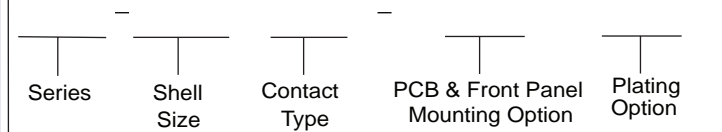
D-SUBMINIATURE CONNECTORS

K66X Series

Documentation & Ordering Information

Kycon Part #

Part Number Builder



Series

K66X - High Density D-Subminiature Connector, Right Angle PCB Termination, .350 Footprint

Shell Size-Contact Option

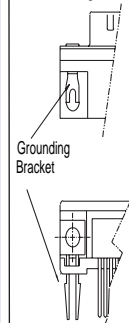
- E - 15 Contacts
- A - 26 Contacts
- B - 44 Contacts
- C - 62 Contacts

Contact Type

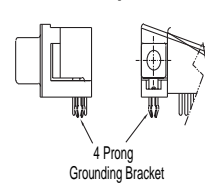
- P - Pin Contact (Plug)
- S - Socket Contact (Receptacle)

PC Board Mounting Option

N Option

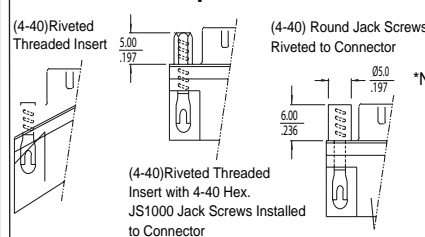


NV Option



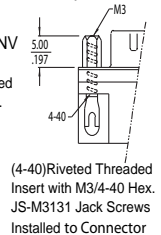
Front Panel Mounting Option

Standard J Option R Option



** JM Option **Available with N Option

* T Option
*Not available with NV Option
Riveted Non-Threaded Insert 3.18/.125" Dia.



Plating Option

- Blank - Gold Flash
- 15 - 15µ" Gold
- 30 - 30µ" Gold

*Not available with NV Option
**Available with N Option

Contact Kycon for other Options