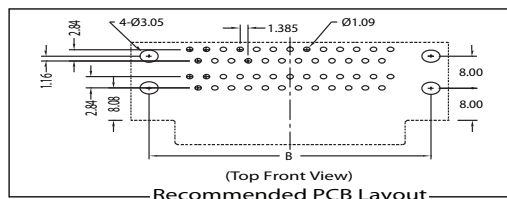
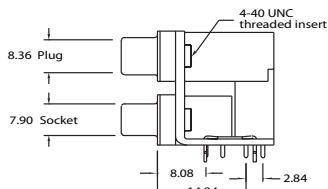
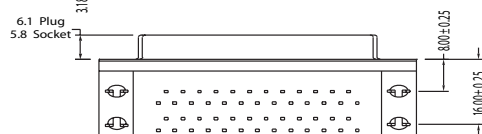
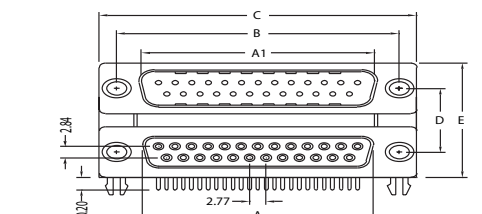




K42X Series Dual-Port D-Sub

Dimensions in mm



Number of Contacts (Shell Size)	Dimensions (Inch / mm)			
	A	A1	B	C
9 (E)	.643	.666	.984	1.213
	16.33	16.92	24.99	30.81
15 (A)	.971	.994	1.312	1.541
	24.66	25.25	33.32	39.14
25 (B)	1.511	1.534	1.852	2.088
	38.38	38.96	47.04	53.04
37 (C)	2.159	2.181	2.500	2.729
	54.84	55.42	63.50	69.32

Center to Center Spacing	D	E
A	.750	1.244
	19.05	31.60
B	.900	1.394
	22.86	35.41
C	.625	1.119
	15.88	28.42

A = Exterior of Female Shell (S) A1 = Interior of Male Shell (P)

STACKED D-SUBMINIATURE

K42X Series

Documentation & Ordering Information

Kycon Part

Part Builder

Series	Top Shell Size Connector Type	Bottom Shell Size Connector	Center Distance	Board Lock	Jack Screws	Plating Option
--------	-------------------------------	-----------------------------	-----------------	------------	-------------	----------------

Series

K42X - Dual-Port D-Subminiature Connector

Top/Bottom Shell Size

E9/9 - 9 Contacts
A15/15 - 15 Contacts
B25/25 - 25 Contacts
C37/37 - 37 Contacts
E15/15 - 15 Contacts (High Density)

Top/Bottom Connector Type

P/P - (Plug/Plug)
P/S - (Plug/Receptacle)
S/S - (Receptacle/Receptacle)
S/P - (Receptacle/Plug)

Center to Center Distance

A - .750" (Standard)
B - .900" (not available with E15/15)
C - .625"

Board Locks Option

Blank - No Board Lock
4N - Board Locks (Standard)

Jack Screws Option

Blank - No Jack Screws
J - 4-40 HEX Removable Jack Screws
R - 4-40 Round Riveted Jack Screws

Plating Option

Blank - Gold Flash
15 - 15µ" Gold
30 - 30µ" Gold

Contact Kycon for HighTemp and other options