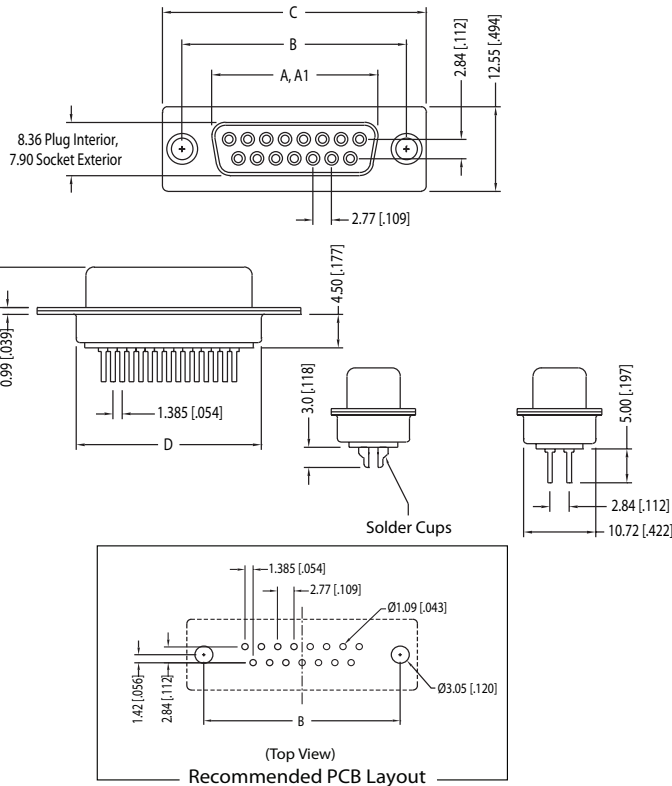




## K85X Series Vertical PCB Mount and Solder cup

### Dimensions in mm [In]



Number of Contacts (Shell Size)	Dimensions (Inch/mm)				
	A	A1	B	C	D
9 (E)	.643 16.33	.666 16.92	.984 24.99	1.213 30.81	.755 19.18
15 (A)	.971 24.66	.994 25.25	1.312 33.32	1.541 39.14	1.083 27.51
25 (B)	1.511 38.38	1.534 38.96	1.852 47.04	2.088 53.04	1.614 41.00
37 (C)	2.159 54.84	2.182 55.42	2.500 63.50	2.729 69.32	2.272 57.71

A = Exterior of Female Shell (S) A1 = Interior of Male Shell (P)

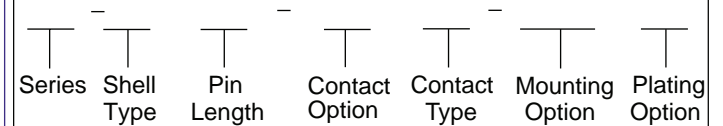
## D-SUBMINIATURE CONNECTORS

### K85X Series

#### Documentation & Ordering Information


Kycon Part #

#### Part Number Builder



#### Series

K85X - D-Subminiature Vertical Connector

#### Contact Shell Size Option

- E - 9 Contacts
- A - 15 Contacts
- B - 25 Contacts
- C - 37 Contacts

#### Contact Construction, Pin Length

- A - Precision Formed, Solder Cup ( Not Available with BR/J )
- D - Precision Formed, Vertical Pin (PCB Mount)

#### Contact Option

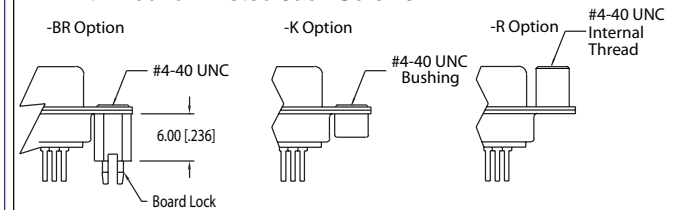
9 , 15, 25, 37

#### Contact Type

- P - Pin Contact (Plug)
- S - Socket Contact (Receptacle)

#### Mounting Option

- Blank - Without Riveted Option
- BR - with (4-40) Riveted Threaded Tin Plated Board Lock
- BRJ - with (4-40) Riveted Threaded Tin Plated Board Lock and (4-40) Hex Jack Screws Installed
- K - with (4-40) Bushings
- KJ - with (4-40) Bushings and (4-40) Hex Jack Screws
- R - with Round Riveted Jack Screws



\* Hex Jack Screws JSX-1055 recommended for BR Option

#### Plating Option

- Blank - Gold Flash
- 15 - 15u" Gold
- 30 - 30u" Gold

Contact Kycon for HT and other Options