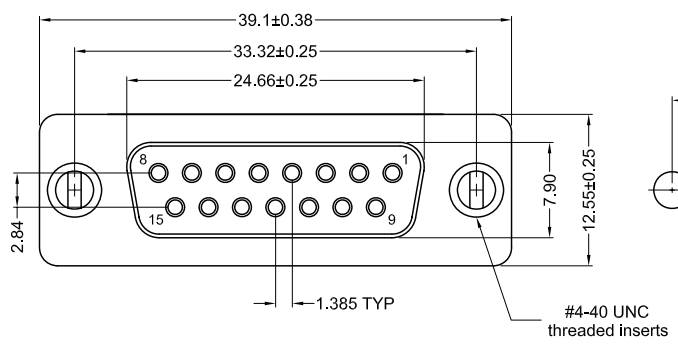
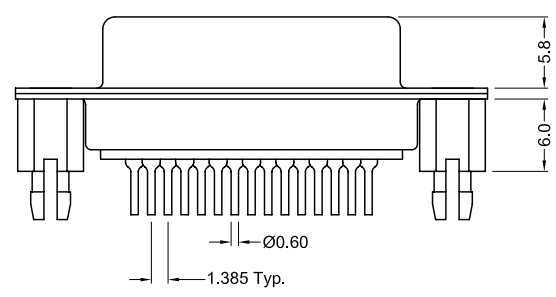
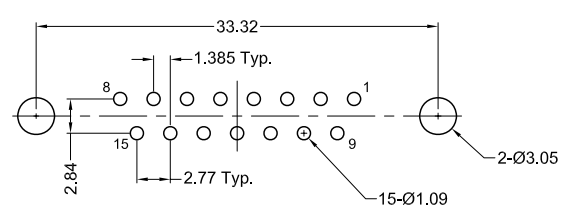


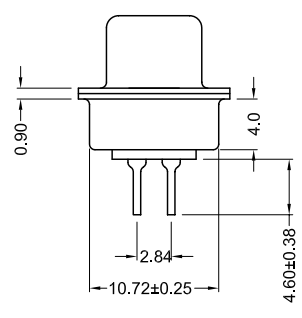
KYCON, Inc. 1810 Little Orchard Street, San Jose, CA 95125 (408)494-0330



Recommended PCB Layout
(top view)



Boardlock not shown
in this view



Material And Finish

Shell: Steel Material, Tin Plated
 Insert: PBT Thermoplastic,
 Black Color, 30%
 Glass Filled, UL 94V-0 Rated

Contact Material:
 Socket - brass

Contact Plating:
 Standard:
 Gold flash on mating end,
 tin on termination end, with
 entire contact nickel underplated
 -15 Option:
 15u" gold on mating end,
 tin on termination end, with
 entire contact nickel underplated
 -30 Option:
 30u" gold on mating end,
 tin on termination end,
 with entire contact nickel underplated

Electrical Specifications

Contact Current Rating: 2A
 Rated Voltage: 30V RMS
 Dielectric Withstanding Voltage:
 1000V (rms) AC for 1 minute
 Insulation Resistance:
 more than 1000 Megohm
 at 500V DC
 Dielectric Withstanding Voltage-
 1000 VAC rms for 1 minute
 Contact Resistance:
 13 milliohm max.
 Operating Temperature
 -55°C to +105°C

| Ordering Information | |
|----------------------|-----------------------------|
| Part Number | Contact Area Plating Finish |
| K85X-AD-15S-BR | Gold Flash (standard) |
| K85X-AD-15S-BR15 | 15u" Gold (15 option) |
| K85X-AD-15S-BR30 | 30u" Gold (30 option) |



| | |
|--|---|
| | Tolerances |
| | X.X ± 0.25 |
| | X.XX ± 0.15 Unless Stated Otherwise |

| REV. | DATE | DESCRIPTION | REV. BY | CHK. BY | DRAWN BY | DATE |
|------|----------|--------------|------------|---------|------------|----------|
| A1 | 02/07/06 | New Drawing | R. Aguirre | H. MA | R. Aguirre | 02/07/06 |
| A2 | 1/8/06 | ECO # 07-052 | WILL H. | H. MA | | |
| | | | | | | |
| | | | | | | |

K85X-AD-15S-BR

Vertical PCB Mount D-Sub ,RoHS Compliant
 15 pos. female w/boardlocks

