| REVISIONS | | | |
|---|---|---|---|
| REV | ECN, ERN NO. | DATE | APPRD. |
| A | PRODUCT DRAWING (EAR 12956) | OCT03/06 | K.L. |

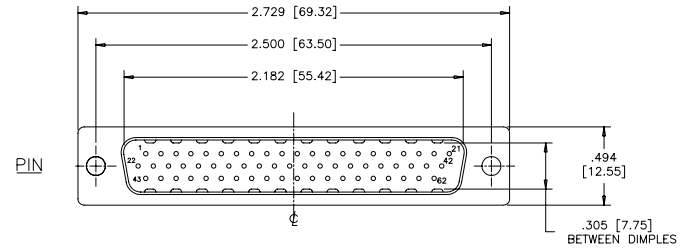


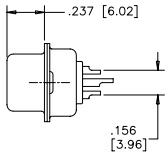


ORDERING CODE:

PART NUMBER: 17EHD – 062PAM – 100

SERIES

NUMBER OF CONTACTS
062

STYLE
P=PIN
S=SOCKET

TERMINATION–MOUNTING OPTIONS
000= SOLDER CUP, .120 [3.05] DIA. THROUGH HOLE
100= SOLDER CUP, #4–40 UNC THREADED HOLES
200= SOLDER CUP, #4–40 UNC HEX JACK SOCKETS INSTALLED

CONTACT PLATING OPTIONS FOR ENGAGEMENT AREA
AA= 3μ" [0.08 MICRONS] GOLD FLASH
CH= 15μ" [0.38 MICRONS] GOLD
AM= 30μ" [0.76 MICRONS] GOLD

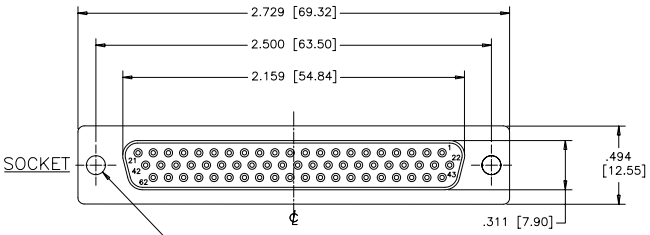


TERMINATION–MTG OPTION 000
SOLDER CUP,
.120 [3.05] DIA.
THROUGH HOLE (2 PLACES)

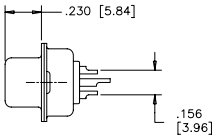


SPECIFICATIONS:

| | |
|---|---|
| MATERIALS: | ALL MATERIALS ARE RoHS COMPLIANT |
| SHELL: | STEEL, TIN PLATED |
| INSERTS: | HIGH TEMPERATURE RESISTANT NYLON, GLASS REINFORCED, UL FLAMMABILITY RATING 94V–0, COLOUR: BLACK |
| CONTACTS: | COPPER ALLOY, GOLD PLATING (SEE ORDERING CODE) OVER 50u" [1.27 MICRONS] NICKEL ON ENGAGEMENT AREA WITH 100u" [2.54 MICRONS] MIN. MATTE TIN ON CONTACT TERMINALS. |

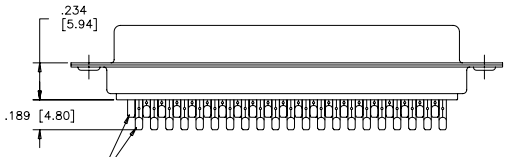


SOLDER CUP WITH
.028 [0.71] INSIDE
DIAMETER WIRE HOLE

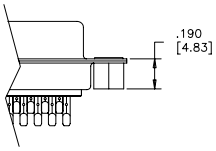


TERMINATION–MTG OPTION 100
SOLDER CUP, #4–40 UNC
THREADED THROUGH HOLES

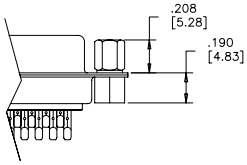


TERMINATION–MTG OPTION 200
SOLDER CUP, #4–40 UNC HEX
JACK SOCKETS INSTALLED

ELECTRICAL DATA:

| | |
|---|---|
| CURRENT RATING: | 3 AMP |
| CONTACT RESISTANCE: | 15 MILLIOHMS MAX. |
| INSULATION RESISTANCE: | 3000 MEGOHMS MIN. |
| DIELECTRIC WITHSTANDING VOLTAGE: | 1000 VAC rms |
| OPERATING TEMPERATURE: | –55°C TO +105°C |

THIS DOCUMENT CONTAINS PROPRIETARY INFORMATION AND SUCH INFORMATION MAY NOT BE DISCLOSED TO OTHERS FOR ANY PURPOSE OR USED FOR MANUFACTURING PURPOSES WITHOUT WRITTEN PERMISSION FROM AMPHENOL CANADA CORP.

| | | DATE |
|---|---|---|
| DRAWN | J.LEE | OCT03/06 |
| DESIGNED | | |
| CHECKED | K.LAMBIE | OCT03/06 |
| I. E. APPRD. | | |
| Q. A. APPRD. | | |
| DWG. APPRD. | | |
| ENG. REL. NO. | | |
| REF. | EAR 12956 | |
| DIMENSIONS ARE IN | INCHES | CODE ID. NO. 03554 |

Amphenol Canada Corp.

TITLE: 17EHD SERIES HIGH DENSITY D–SUB CONNECTOR, 62 SIZE, SOLDER CUP, PLATING & MOUNTING OPTIONS, RoHS COMPLIANT

DWG C — DRAWING NO. P–17EHD–062XXX–X00 — REV. A

SCALE 2/1 — WT. ——— — SURF. ——— — SHEET 1 OF 1

Downloaded from Elcodis.com electronic components distributor