

INTRODUCTION:

Adam Tech DJ Series Circular DIN Jacks continue to be a popular interface for many applications. They are especially suitable for applications that require reliable transfer of low level signals. Available in a wide selection of positions they feature a choice of an all plastic body or a plastic body with metal face shield. Mounting selections include Right Angle or Vertical PCB mount and Panel Mount with or without mounting flange. Adam Tech DJ series jacks features an exclusive high reliability contact design which utilizes a dual wipe, extended fork contact. The jacks overall contact area is increased primarily in the mating area which helps maintain a constant contact pressure for superior electrical performance.

FEATURES:

- Wide range of styles
- Offered in 3 thru 13 positions
- Standard and shielded versions available
- Excellent for Low Level signal applications

MATING PLUGS:

All industry standard circular DIN plugs.

SPECIFICATIONS:

Material:

- Standard insulator: PBT glass filled, rated UL94V-0
- Optional Hi-Temp insulator: Nylon 6T, rated UL94V-0
- Insulator Color: Black
- Contacts: Brass
- Shield: Copper Alloy, Bright Nickel plated

Contact Plating:

Tin over Copper underplate overall

Electrical:

- Operating voltage: 20V DC max.
- Current rating: 2 Amps max
- Contact resistance: 20 mΩ max. initial
- Insulation resistance: 500 MΩ min.
- Dielectric withstanding voltage: 1000V AC for 1 minute

Mechanical:

- Insertion force: 15 lb max.
- Withdrawal force: 0.8 lb min
- Mating durability: 5000 cycles min.

Temperature Rating:


- Operating temperature: -25°C to +100°C
- Soldering process temperature:
 - Standard insulator: 235°C
 - Hi-Temp insulator: 260°C

PACKAGING:

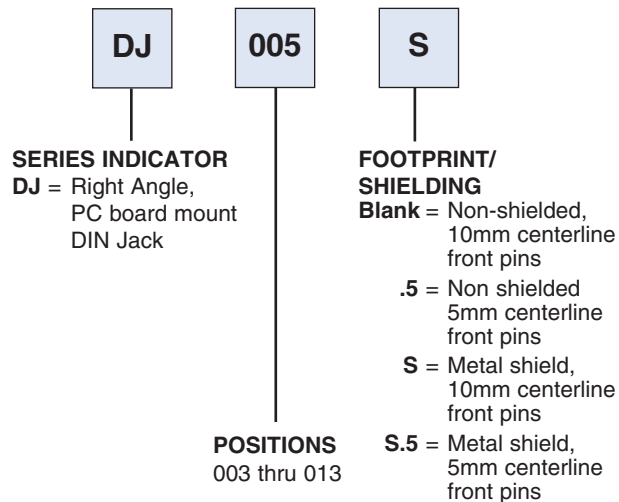
Anti-ESD plastic trays

APPROVALS AND CERTIFICATIONS:

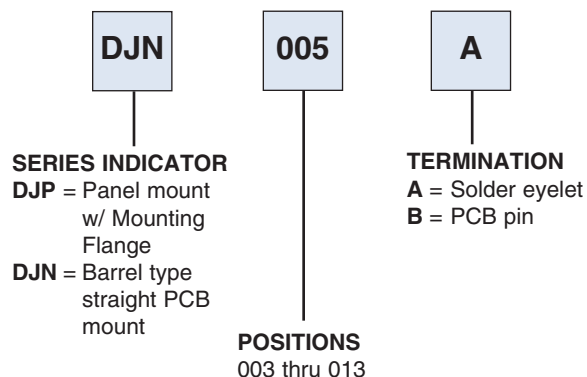
- UL Recognized File No. E224053
- CSA Certified File No. LR1578596



**ORDERING INFORMATION
RIGHT ANGLE PC BOARD MOUNT**



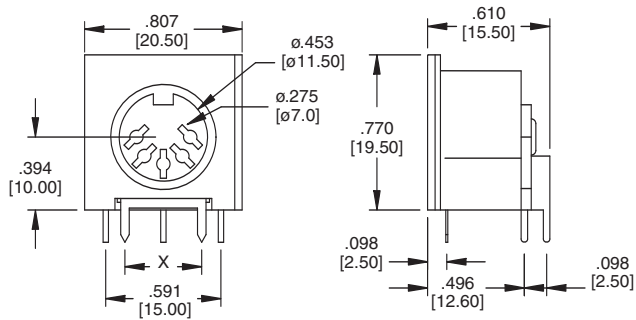
**STRAIGHT PC BOARD MOUNT
AND PANEL MOUNT VERSIONS**




OPTIONS:

- Add designator(s) to end of part number
- HT = Hi-Temp insulator for Hi-Temp soldering processes up to 260°C

DIN JACK SHIELDED 5 POSITION

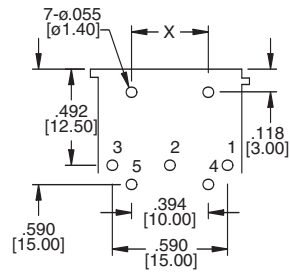


X = PITCH .197 [5.00] OR .394 [10.00]

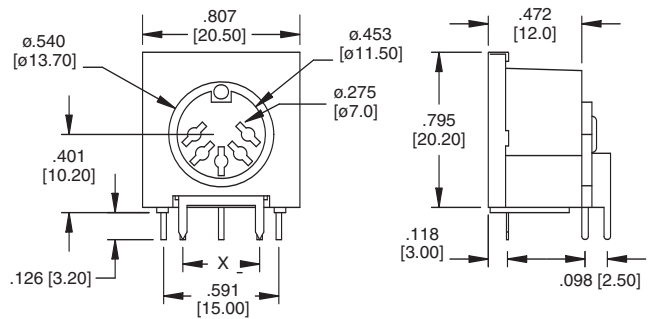


DJ-005-S.5


DJ-005-S



DIN JACK NON-SHIELDED 5 POSITION

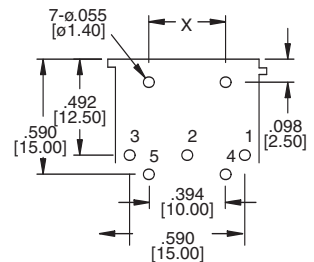


X = PITCH .197 [5.00] OR .394 [10.00]

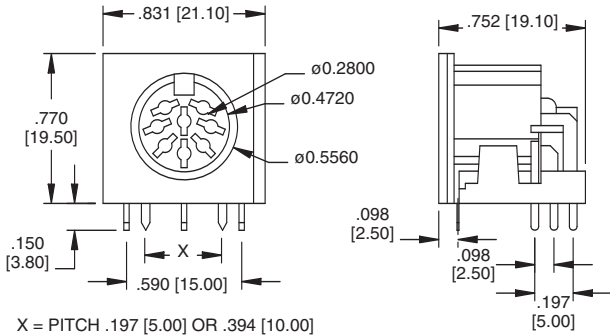


DJ-005-.5

DJ-005



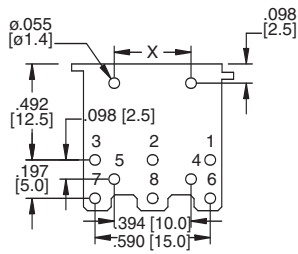
DIN JACKS NON-SHIELDED, POSITIONS: 3P, 4P, 6P, 7P, 8P



X = PITCH .197 [5.00] OR .394 [10.00]

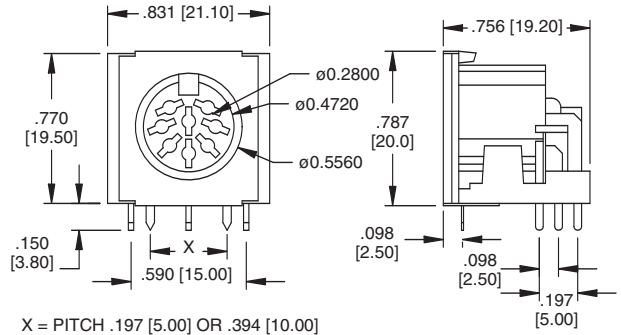


DJ-008



Recommended PCB Layout

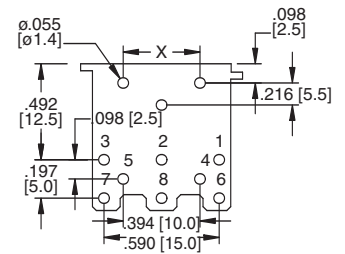
DIN JACK SHIELDED, POSITIONS: 3P, 4P, 6P, 7P, 8P



X = PITCH .197 [5.00] OR .394 [10.00]

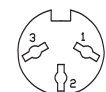


DJ-008-S



Recommended PCB Layout

MATING FACE CONFIGURATIONS



3 Position



4 Position



5 Position



6 Position



7 Position



8 Position