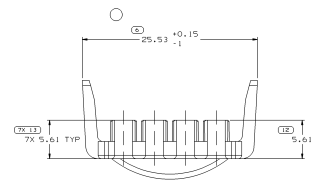
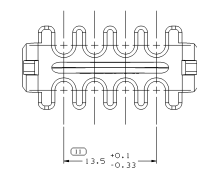
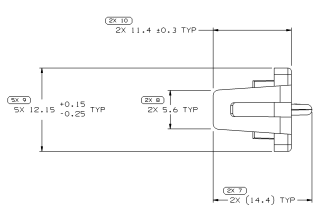
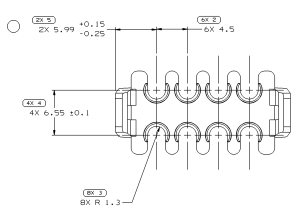


SYMBOL DEFINITION	
A DIMENSION WITHOUT AN INSPECTION REPORT SYMBOL (∅) DOES NOT REQUIRE INSPECTION. IT MAY BE CONTROLLED ON THE INDIVIDUAL COMPONENT DRAWING.	TOTAL NO. OF INSPECTIONS REQUIRED
∅	41
LAST NO. USED	13

MISSING SYMBOLS	
∅	1

REV	DATE	BY	CHKD	APPD	DESCRIPTION
01					
02	04/11/11	AK			CLEANED REV. COLUMN BY 4.9 MMS. BY 4.9 MMS. BY 15.15 TYP. AD. 15.15 TYP. AD. 13.5 TYP. AD. 13.5 TYP. AD.
03	04/11/11	AK			13.5 TYP. AD. 13.5 MMS. (3.5x0.1-0.3)
04	04/11/11	AK			ADDED NOTES
05	04/11/11	AK			25.53 ±0.15 ±1 MMS. 25.53 ±0.15 ±1 MMS. 25.53 ±0.15 ±1 MMS. 25.53 ±0.15 ±1 MMS. REMOVED DIMENSIONS MEASURED WITH PART RESTRIAINED. NOTE



- NOTES
- 1. UNLESS OTHERWISE SPECIFIED AND/OR INDICATED, DIMENSIONS ARE TO FACE OF VIEW SHOWN AND AUTOMATICALLY ROUNDED BY COMPUTER FOR INSPECTION. (SEE MATH MODEL FOR PRECISE DIMENSIONS) FOR ALL OTHER DIMENSIONS, NOT SHOWN BUT REQUIRED FOR TOOL BUILD, SEE MATH MODEL FOR PRECISE TOOL PATH DATA.
 - 2. MATING COMPONENTS: 15326935, 15326840
 - 3. PART IS NOT CONTROLLED FOR AUTOMATIC FEEDING.
 - 4. (11X)0.11 RAISED DELPHI CORPORATE BRAND TO BE LOCATED ON ANY EXTERIOR SURFACE, PREFERABLY VISIBLE AT FINAL ASSEMBLY. OPTIONAL CONSTRUCTION TO BE "PFD" OR "NO LOGO".

DELPHI
DELPHI PACKAGING ELECTRIC SYSTEM
WATERLOO, ON

DATE	04/11/11
BY	AK
CHKD	
APPD	
SCALE	D
PROJ. NAME	15418415

ISSUED TO: LOCK TPA GT 150 B

PROCESS SPECIFIC DIMENSIONS	
BASED ON 0.2 MAX. MOUNTAIN TOUGHNESS	3000 PSI
0.2 MAX. MOUNTAIN TOUGHNESS	3000 PSI
0.2 MAX. MOUNTAIN TOUGHNESS	3000 PSI