SYMBOL DEFINITION		
A DIMENSION WITHOUT AN INSPECTION REPORT SYMBOL ( ) DOES NOT REQUIRE INSPECTION. IT MAY BE CONTROLLED ON THE INDIVIDUAL COMPONENT DRAWING.	TOTAL NO OF INSPECTIONS REQUIRED	31
	LAST NO. USED	9

MISSING SYMBOLS
NO MISSING SYMBOL NUMBER

DWG STATUS					REVISION HISTORY	AUTH	DR	APVD	APVD
DATE	STB	REV	N/P	CHG				1	2
19JN01	R	001	-	-	CLEARED REV COLUMN AND ALL PARTS - REDRAWN TO PD	Z11147	LDA	0801	GM
21NO01	R	002	-	-	ALL PARTS - ADDED MATERIAL RECYCLING STAMP, REVISED OPTIONAL CONSTRUCTION & REVISED MATERIAL SPEC	Z16066	JBR	ECN	GMC
27OC06	R	03	-	-	ALL PARTS - 2X 30 +0.2/-0.3 WAS 2X 30 +0.2/-0.15	Z86197	RH	RH	BDG

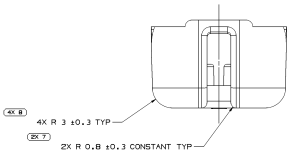

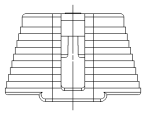

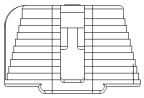

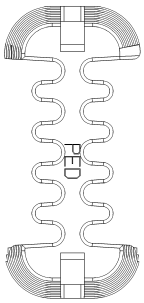

OPTIONAL CONSTRUCTION

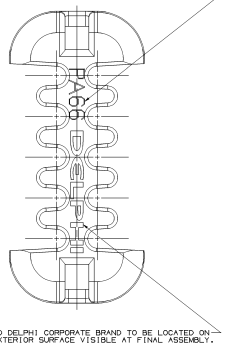

PREFERRED CONSTRUCTION

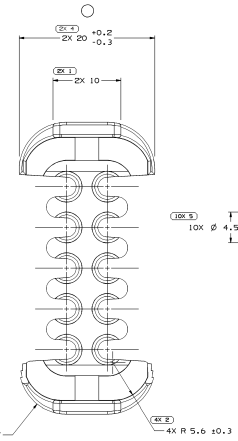

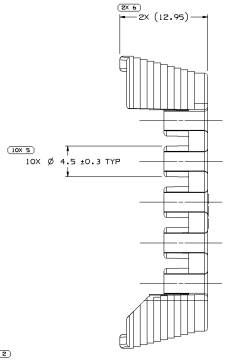

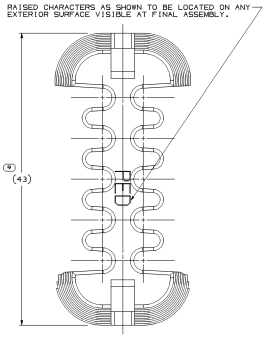

NOTES

1. UNLESS OTHERWISE SPECIFIED AND/OR INDICATED: DIMENSIONS ARE TO FACE OF VIEW SHOWN AND AUTOMATICALLY ROUNDED BY COMPUTER FOR INSPECTION (SEE MATH MODEL FOR PRECISE DIMENSIONS). FOR ALL OTHER DIMENSIONS NOT SHOWN BUT REQUIRED FOR TOOL BUILD, SEE MATH MODEL FOR PRECISE TOOL PATH DATA. LOCKING FEATURES ARE IDENTICAL.
2. THIS PART IS NOT CONTROLLED FOR AUTOMATIC FEEDING.
3. MATING COMPONENTS OR EQUIVALENT: CONNECTORS 12045808, 12049809, 12052189, 12052190 & 12052934.

PART NO	REV	N/P	STATUS	MATERIAL SPECIFICATION AND COLOR
12176336	02	AA		M3592010 PA66 IM HS BRN
12124264	03	AA		M3592025 PA66 IM HS GRA MD
12077753	08	AA		M3592001 PA66 IM HS BLK
12045810	08	AA		M3592008 PA66 IM HS BLU

DIMENSIONAL RANGE (MM)							
FROM	0	6	30	>70	>100	>150	>200	>300
TO	6	30	70	100	150	200	300	500
TOLERANCE UNLESS OTHERWISE SPECIFIED								
±0.15	±0.2	±0.3	±0.4	±0.5	±0.6	±0.7	±1	±1.2
ANGULAR TOLERANCE ±2°								

4 PROCESS SENSITIVE DIMENSION

DIMENSIONS MARKED WITH A DIAMOND SUBSCRIPT INDICATED PLAN OF INSPECTION (SEE PR DETAILING)

DELPHI

DELPHI PACKARD ELECTRIC SYSTEMS
WARREN, OH

		DATE
DR		
APVD1	JEFF REEVES	12JAN8
APVD2	F. HESTON	15JAN8
APVD3	A. MONROE	27JAN8
APVD4		
APVD5		

DWG TYPE: PART DRAWING

SPEC: SUBSTRATES OF CONCERN AND RECYCLED CONTENT PER DELPHI (DM4900)

MATL SPEC: SEE CHART

ALL DIMENSIONS ARE IN MILLIMETERS

REFERENCE:

VOLUME CUM: 2.068

SHRINK RATE:

UNLESS OTHERWISE SPECIFIED

THIS DRAWING IS IN ACCORDANCE WITH ASME Y14.5M-1994 IN ORDER TO ENSURE THE PROPER INTERPRETATION OF DIMENSIONS AND TOLERANCES. THREADS, KNURLS, FINISHES, FEATURES AND SURFACE CONDITIONS ARE DEFINED BY DATUM REFERENCES.

THIRD ANGLE PROJECTION

DO NOT SCALE

USE MATH DATA

DRAWING NAME: TAXI LOCK SECONDARY TPA M/P

DRAWING NUMBER: 12077754

SIZE	SCALE	FRAME NO	SHEET NO	STA	REV	N/P
A0	5:1	1 OF 1	1 OF 1	R	03	-

Downloaded from Elcodis.com electronic components distributor