

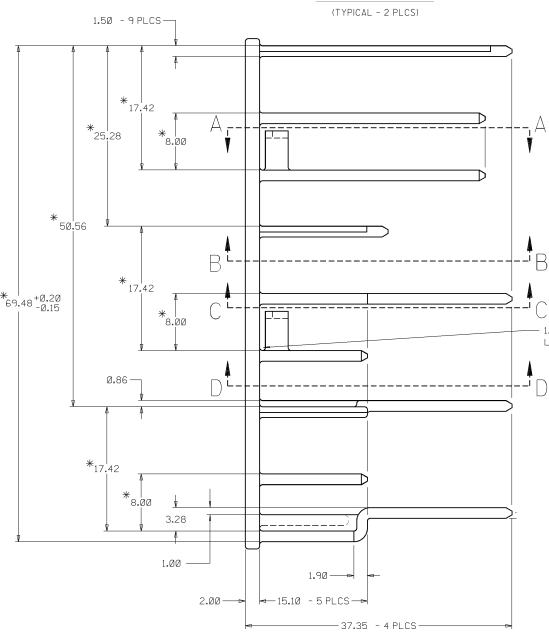
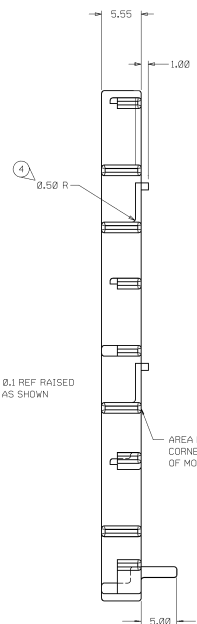
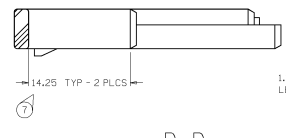
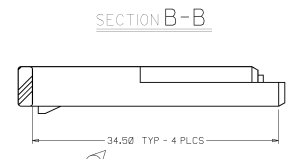
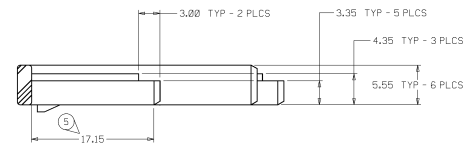
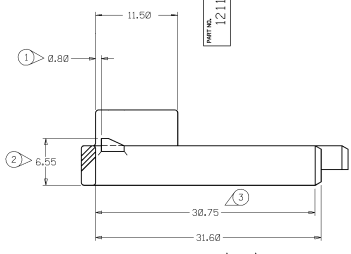
THIS DRAWING IS THE PROPERTY OF PACKARD ELECTRIC DIVISION OF GENERAL ELECTRIC COMPANY. IT IS TO BE KEPT IN THE OFFICE OF THE ENGINEER OR DESIGNER WHO ISSUED IT. IT IS NOT TO BE REPRODUCED OR COPIED IN ANY MANNER WITHOUT THE WRITTEN PERMISSION OF GENERAL ELECTRIC COMPANY.

DO NOT SCALE

PART NO. 1211 0595

PART NO. 1211 0595

PACKARD ELECTRIC DIVISION
GENERAL ELECTRIC COMPANY



1.3 REF X Ø.1 REF RAISED LETTERS AS SHOWN

AREA MAY EXHIBIT SHARP CORNERS AT LOCATION OF MOLD PINS

- NOTES
1. ALL RADII 0.40, UNLESS OTHERWISE SPECIFIED.
 2. DIMENSIONS ARE TO FACE OF VIEW SHOWN UNLESS OTHERWISE INDICATED.
 3. 1° DRAFT ON ALL SURFACES, UNLESS OTHERWISE SPECIFIED.
 4. LOCKING FEATURES ARE IDENTICAL, EXCEPT AS SHOWN.
 5. THIS PART MATES WITH 12110594 CONVENIENCE CENTER OR EQUIVALENT.
 6. THIS PART IS NOT CONTROLLED FOR AUTOMATIC FEEDING.
 7. * DENOTES DIMENSIONS TO BE MEASURED AT BASE OF PART WITH BASE HELD IN FLAT, STRAIGHT POSITION.
 8. "C" DENOTES DIMENSIONS AND CHARACTERISTICS THAT ARE IMPORTANT TO THE FUNCTION AND/OR THE PROCESSING OF THE PART. IT DOES NOT NECESSARILY INDICATE AN SPC DIMENSION. THIS DRAWING HAS 7 SNOWCONES.

DATE	BY	REVISION RECORD	AUTHORITY	CHK
21/04/00	A	PI DRAWING CREATION	900012	PSM
05/08/00	B	WAS REDESIGNED REVISED & RELEASED	900005	BAR/BR
09/01/01	C	1.1.00 WAS 12.20	100074	GC
02/07/01	C1	1.1.00 WAS 12.20 TO WAS 63.00	100080	ST
23/03/06	C2	REVISED - MAT L WAS 0071780	167530	RLB/RLB
	C3	REDRAW TO PD.		
			200364	

PART DRAWING

CODE NO. 6901 Dwg. 21/UNSD DATE 21/04/00 REFERENCE NO.	FILE NUMBER CONTROL NUMBER DRAWING NUMBER DATE 21/04/00 APPROVED BY DATE 07/02/00 INTERNAL SPEC: R0071790 PA66 HS IM - BLU. NAME: COMB CONV CTR PART NO. 1211 0595 SIZE D