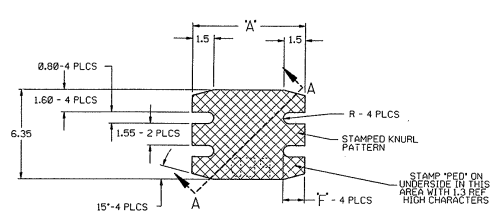


THIS DRAWING IS THE PROPERTY OF PACKARD ELECTRIC COMPANY. IT IS TO BE KEPT IN CONFIDENTIALITY AND NOT REPRODUCED OR TRANSMITTED IN ANY FORM OR BY ANY MEANS, ELECTRONIC OR MECHANICAL, INCLUDING PHOTOCOPYING, RECORDING, OR BY ANY INFORMATION STORAGE AND RETRIEVAL SYSTEM.

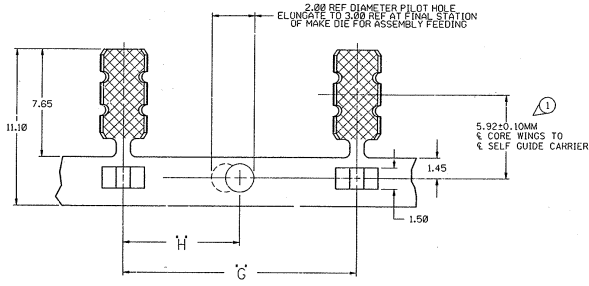
DO NOT SCALE

PART NO. 1206 4907

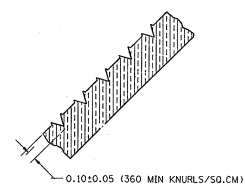
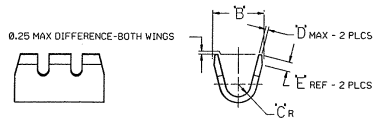
PART NO. 1206 4907



BLANK VIEW - APPROXIMATE



CARRIER STRIP VIEW



SECTION A-A
SCALE 50:1

WARNING
GEOMETRY MAY NOT BE DRAWN TO SCALE

DATE	SYM	REVISION RECORD	APPROVED BY	CHK
120488		ALL PARTS REDRAWN WITH NO PHYSICAL CHANGE. NO REV UPDATE REQUIRED.	88/254	JN DKS
120488		ALL PARTS - ADDED 5.92 REF & 1.45 DIMS; REVISED SECTION A-A. NO REV UPDATE REQ'D.	11/031	JN DKS
120488		ALL PARTS MAT'L SIZE WAS 0.41 X 11.10 AND MAT'L SPEC WAS M-1518 - NO REV UPDATE REQ'D.	11/031	JN DKS
120488		12084688 & 12084689 RELEASED TO REV "A".	88005	JN DKS
120488		ALL PARTS ADDED "PEP" STAMP ON BLANK VIEW. ADDED PILOT HOLE TO CARRIER STRIP. MADE DIMS "REF" IN CARRIER STRIP VIEW. NO REV. UPDATE REQUIRED.	12/697	CP BAR
05/189		ALL PARTS - ADDED 5.88 ± 0.10 DIM & SNOOWONE #1; REVISED KNURL VIEW - NO REV UPDATE REQ'D.	12/510	CH CHH
120488		ALL PARTS - 5.92 ± 0.10 WAS 5.88 ± 0.10 & 7.65 WAS 7.65 - NO REV UPDATE REQ'D.	11/816	BAR BAR
120488		12124033 - RELEASED TO "A"	910005	OC OC
120488		12124033 - RELEASED TO REV "A"	910005	TLM TLM
07/0482		12084504 & 12084688 - "C" DIM WAS 16.51 & "H" DIM WAS 8.26 - REV LEVELS ADVANCED.	151104	IMP IMP
120488		12124033 - OBSOLETE - NO REV UPDATE REQ'D.	930003	RES RES
27/524		12084689 - CORRECTED REV LEVEL TO "A" - NO REV UPDATE REQ'D.	163071	RLB/RLB

FILE NO.	6900	TOLERANCE GRADES	UNLESS OTHERWISE SPECIFIED.
DATE	09/08/85	DRAWING PREPARED BY	ANGULAR ± 0.1°
SCALE	1:1	DATE	01/28/88
DESIGNED BY	JAN M. NEFF	DRAWN BY	M. KIM
CHECKED BY	D. STEEL	DATE	
MATERIAL SPEC.	SEE DRAWING		
NAME	SPLICE CLIP		
PART NO.	1206 4907	FILE NO.	

NOTE 1. A 0.40 R. IS PERMISSIBLE ON ALL SHARP CORNERS UNLESS OTHERWISE SPECIFIED.
2. "C" DENOTES DIMENSIONS AND CHARACTERISTICS THAT ARE IMPORTANT TO THE FUNCTION AND/OR PROCESSING OF THE PART. IT DOES NOT NECESSARILY INDICATE AN SPC DIMENSION. THIS DRAWING HAS 1 SNOOWONE.

PART NO.	REV	STATUS	MAT'L SIZE	SPEC	PART NO.	REV	STATUS	SPEC	A	B	C	D	E	F	G	H
			0.406 X 11.13	12124369	A		P1519386	5.30 2.40 0.60 0.35 0.78 1.00 9.42 4.71								
			0.406 X 11.13	12124033	A	OBsolete	P1519386	5.30 2.40 0.60 0.35 0.78 1.00 16.51 8.26								
12064906	B		0.406 X 11.13	1519386				15.08 5.84 1.98 0.35 0.76 2.00 16.51 8.26								
12064905	B		0.406 X 11.13	1519386				11.12 4.57 1.39 0.35 0.76 2.00 16.51 8.26								
12064904	C		0.406 X 11.13	1519386				7.92 3.68 0.98 0.35 0.76 1.52 9.42 4.71								
									MAX.	REF.						