Assembly Numbers	PCL	Key Option	Color	Slot	Components: Housing	Components: TPA	Components: TCI	Components: Mat Seal	Plugged (X) Seal Positions: 1	2	3	4	5	6	7	8	9	10	11	12	13	14	15	16	Total Circuits	Test Method	Mates With Assembly (Reference Only)	
54241600	C	A	Black	1	54241658	54241684	54241685	54241689																	16	USCAR-2 Rev 4 USCAR-20 Rev 2	54241630	54241630N
54241601	C	B	Grey		54241659																				16		54241631	54241631N
54241602	C	C	Brown		54241660																				16		54241632	54241632N
54241603	C	D	Green		54241661																				16		54241633	54241633N
54241604	C	A	Black	2	54241662																				16		54241630	54241630N
54241605	C	B	Grey		54241663																				16		54241631	54241631N
54241606	C	C	Brown		54241664																				16		54241632	54241632N
54241607	C	D	Green		54241665																				16		54241633	54241633N
54241608	C	A	Black	1	54241650											X									15		54241634	54241634N
54241609	C	B	Grey		54241651											X									15		54241635	54241635N
54241610	C	A	Black	2	54241654											X									15		54241634	54241634N
54241611	C	B	Grey		54241655											X									15		54241635	54241635N
54241612	C	A	Black	1	54241650											X	X								14		54241636	54241636N
54241613	C	B	Grey		54241651											X	X								14		54241637	54241637N
54241614	C	A	Black	2	54241654											X	X								14		54241636	54241636N
54241615	C	B	Grey		54241655											X	X								14		54241637	54241637N
54241616	C	A	Black	1	54241650				X							X	X								13		54241638	54241638N
54241617	C	B	Grey		54241651				X							X	X								13		54241639	54241639N
54241618	C	A	Black	2	54241654				X							X	X								13		54241638	54241638N
54241619	C	B	Grey		54241655				X							X	X								13		54241639	54241639N
54241620	C	A	Black	1	54241650				X							X	X							X	12		54241640	54241640N
54241621	C	B	Grey		54241651				X							X	X							X	12		54241641	54241641N
54241622	C	A	Black	2	54241654				X							X	X							X	12		54241640	54241640N
54241623	C	B	Grey		54241655				X							X	X							X	12		54241641	54241641N
54241624	F	A	Black	2	54241654					X							X							X	13		54241642	54241642N
54241625	F									X				X	X						X			X	11		54241643	54241643N
54241626	F																							X	15		54241644	54241644N
54241627	G															X					X	X	X	X	11			
54241628	G											X	X	X									X	X	11			
55241606	G								X	X	X	X	X	X		X					X		X	X	6			
55241607	G																						X	X	14			
55241608	G																				X	X	X	X	12			
55241609	H														X	X					X	X	X	X	10			
55241610	H								X	X	X	X	X	X	X	X					X		X	X	5			
55241611	H											X	X	X	X								X	X	10			
55241612	H														X						X	X	X	X	11			
55241613	H												X	X	X								X	X	11			
55241614	H									X						X	X						X		12			
F845100	A																				X			X	14			
F896100	A											X	X	X							X		X	X	10			

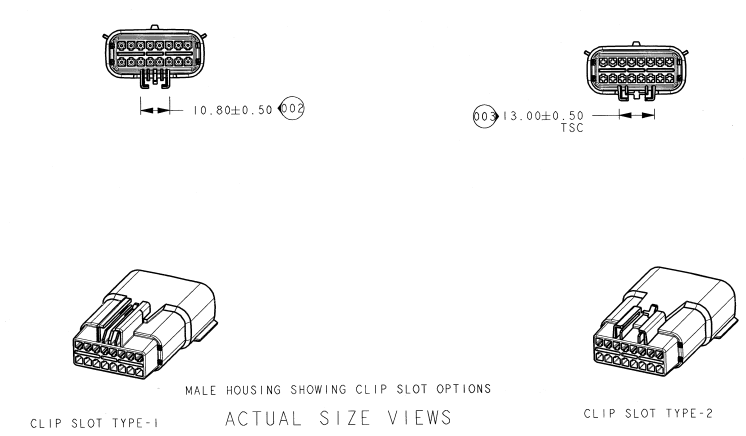

ACTUAL SIZE VIEWS

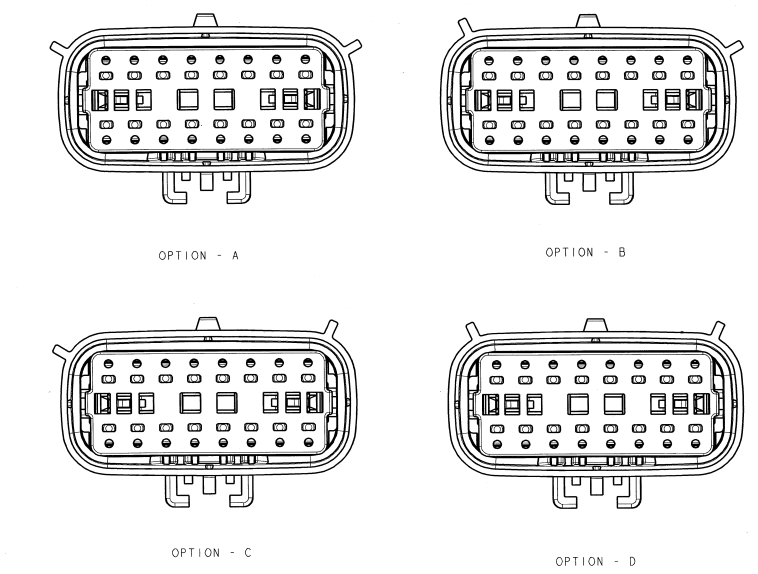

POLARIZATION OPTIONS

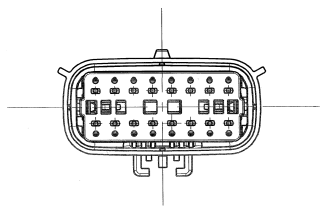

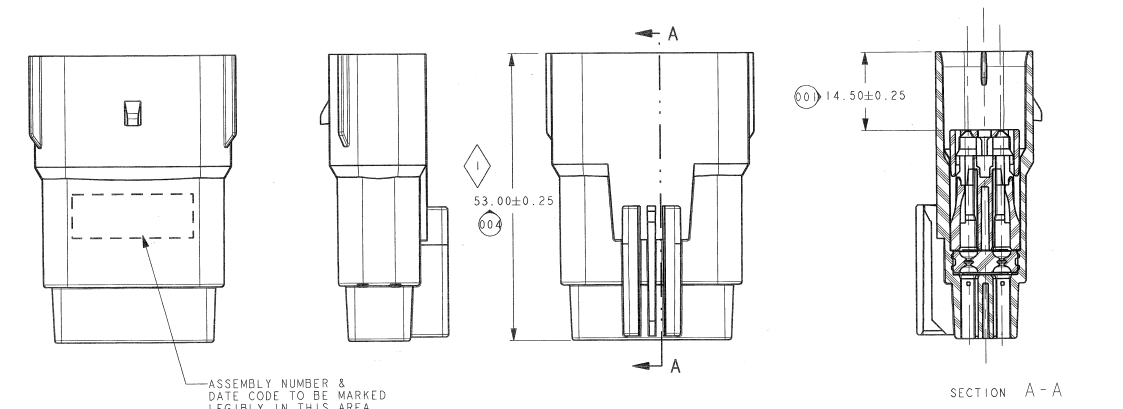

SECTION A-A
T.P.A IN PRE-ASSEMBLED POSITION

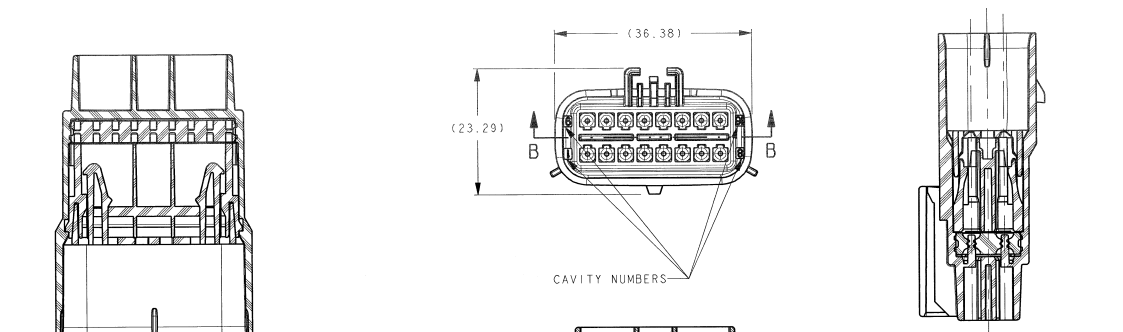

SECTION B-B
SCALE 2:1
T.P.A IN FINAL POSITION

SECTION A-A
T.P.A IN FINAL POSITION

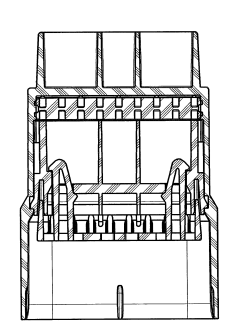

SECTION B-B
T.P.A IN PRE-ASSEMBLED POSITION

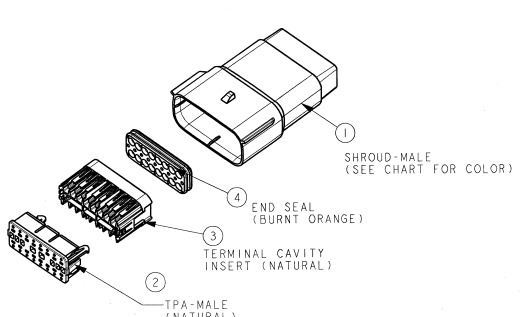

RECOMMENDED COMPONENTS			
FCI PART NUMBER	ITEM DESCRIPTION	PLATING	GRIP SIZE
54001626	APEX 150 TERMINAL	TIN	16,18
54002001	APEX 150 TERMINAL	TIN	20,22
54001628	APEX 150 TERMINAL	GOLD	16,18
54002003	APEX 150 TERMINAL	GOLD	20,22
54241629	APEX 150 UNIVERSAL SEAL PLUG	-	-

NOTES:

1) MAXIMUM TEMPERATURE CLASS:
CLASS 3 (125°C)

2) TEST METHOD PER:
SAE/USCAR-2 REV-4
SAE/USCAR-20 REV-2

3) CONNECTOR MAY BE USED WITH THE FOLLOWING RANGE OF WIRE SIZES/TYPES:
-SIZE:22 GAGE- 16 GAGE- 1.50mm MIN O.D. TO 2.41mm MAX O.D.
-TYPE: TXL (MIL123-A /MS-8288)
-CONTACT FCI ENGINEERING REGARDING USE OF OTHER WIRE TYPES AND/OR SIZES

4) CONNECTOR MAY BE USED WITH THE FOLLOWING TERMINALS:
-FCI APEX150 WITH WIRE SIZES DEFINED IN NOTE 3. SEE FCI DRAWING J54009 FOR SPECIFIC PART NUMBERS AND CRIMPING REQUIREMENTS.
-CONTACT FCI ENGINEERING REGARDING USE OF COMPATIBLE NON FCI TERMINALS.

5) ANNUAL QUALITY REQUIREMENTS:
IT IS PERMISSIBLE TO PERFORM CONTINUOUS CONFORMANCE PER FCI SPECIFICATION #AQA-001 INSTEAD OF ANNUAL LAYOUT AND ANNUAL PV REQUIREMENTS OF QS-9000 SECTION 2 AND SAE/USCAR-2 REV-4.

6) ◇1 QUALITY ASSURANCE REQUIREMENTS SPC DATA , REQUIRED

ECN-NUMBER	DATE M-D-YY	REVISION	ZONE	CHANGE DESCRIPTION	DRAWN BY	CHK. BY	APPR. BY
10169	02/14/08	J	CHART	ADDED F845100 AND F896100 (AT PCL A)	RCB	RCB	RCB
				WAS (53.00) ,ADDED NOTE #6			
10025	11/12/07	H	NOTES	REVISED NOTES 3 & 4	RCB	RCB	RCB
-	-	-	CHART	ADDED ASSEMBLIES 55241609 THRU 55241614	-	-	-
9913	10/01/07	G	CHART	ADDED PART NUMBERS 54241627 - 54241628 55241606-55241608	RCB	RCB	RCB
9685	07/10/07	F	CHART	ADDED PART NUMBERS 54241624 - 54241626	RCB	FAH	FAH
-	-	-	- 18-D	REVISED DRAWING LAYOUT ADDED APP COMP CHART	-	-	-
8533	05/25/06	E	K21 CHART	(53.00) WAS (52.25) HOUSING PART NUMBERS REVISED	FAH	FAH	FAH
8228	12/12/05	D	J15	REVISED "MARKED" NOTE	FAH	FAH	FAH
7993	12/02/05	C	CHART J15	ADDED PCL IMPROVED "MARKED" NOTE	FAH	FAH	FAH
			H5,H2 O3	DIMENSIONS REVISED VIEWS UPDATED			
6934	07/15/04	B	L18	14.50±0.25 WAS (14.50)	FAH	FAH	FAH
			K7-M9	ADDED COLOR CALLOUT TO EXPLODED VIEW			
			C5	ADDED NOTES			
			K1-K6	ADDED CLIP SLOT DIMENSIONS AND VIEWS			
			F4	ADDED 'MATES WITH' TO CHART			
			N1-P1	CORRECTED KEY OPTIONS (B & D SWITCHED)			
6570	04/16/04	A	-	RELEASED	FAH	FAH	FAH

THIS DRAWING AND ALL OTHER INFORMATION CONTAINED THEREIN IS PROPRIETARY AND THE PROPERTY OF FCI. This drawing may not be copied, reproduced or disclosed to any third party without the expressed written permission of FCI.
© FCI April 1999 .

PRODUCT SPEC. -	PACKAGING SPEC. -	APPLICATION SPEC. -
TOLERANCES -	MATERIAL : -	SURFACE FINISH -
COUNTERPART NO. -	COLOR : -	
DO NOT SCALE DRAWING	TOOL NO. -	ECO Loc. Code NA

3RD ANGLE — CAD SYSTEM pro / eng. — DIMENSION IN MILLIMETERS — DWG SIZE A0

	DATE	NAME
DRAWN BY	20-12-03	RAMA K
CHECKED BY	04/16/04	F HOLUB
APPROVED BY	04/16/04	F HOLUB

TITLE: APEX 150 ASSEMBLY 16 WAY MALE

DRAWING NUMBER: K36001 — SHEET 1 of 1

ESR NO. AM-030204 — CAT. NO. - — FILE NAME K36001 — SCALE 2:1

Downloaded from Elcodis.com electronic components distributor