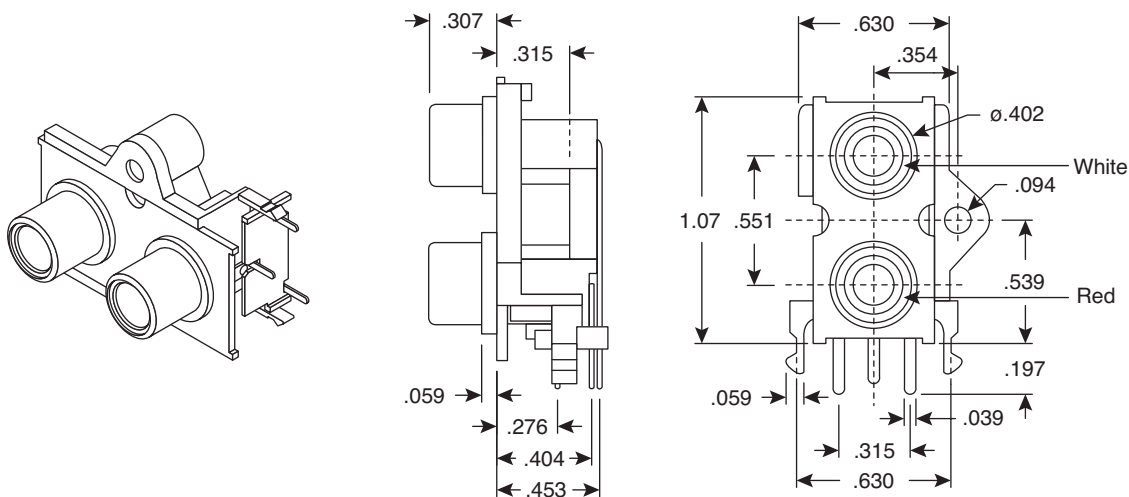


# PCB Dual Phono Jacks

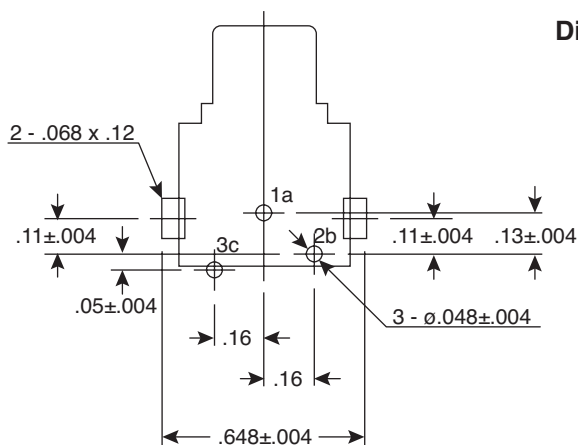
161-4219-E, 161-4221-E



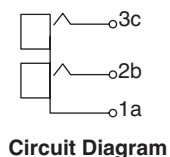
PCB Dual Phono Jacks



Dimensions: In.



PCB Hole Layout



Circuit Diagram

MOUSER STOCK NO.	Finish
161-4219-E	Nickel Plated
161-4221-E	Gold Plated

SPECIFICATIONS	
Type:	PCB Dual Phono Vertical Mount
Rated Voltage:	DC/AC 34V
Rated Current:	DC/AC 2A
Temperature Range:	-25° ~ +70°C
Humidity Range:	85% RH max.
Insulator, Base, Cover:	ABS
Earth Terminal:	Nickel Plated Brass
Terminals:	Tin Plated Brass
Insulator Color:	Red / White
RoHS Compliant	

Date Last Revised: 8-23-06

Available from Mouser Electronics  
1-800-346-6873  
www.mouser.com

KC-301053

161-4219-E, 161-4221-E