

INTRODUCTION:

Adam Tech ASJ Series Stereo Jacks are a complete line of 2.6mm and 3.5mm jacks used primarily in computer and multi-media audio applications. This series provides a multitude of sizes and configurations that are available in single or multiple switching forms. Options include choice of full plastic or metal reinforced bodies, single, stacked or ganged versions and color-coded jacks for port identification.

FEATURES:

Broad range of sizes and configurations
Single or Multiple switching functions
Plastic or Metal reinforced bodies
Ganged and Stacked versions
Color Coded option for Port Identification

MATING PLUGS:

All industry standard 2.50mm and 3.50mm mono or stereo plugs.

SPECIFICATIONS:

Material:

Standard insulator: PBT or LCP, Glass reinforced, rated UL94V-0
Optional Hi-Temp insulator: Nylon 6T, rated UL94V-0
Insulator Color: Black
Bushing: Brass, Nickel plated
Contacts: Copper alloy

Contact Plating:

Tin over Copper underplate

Electrical:

Operating voltage: 12V DC max.
Current rating: 1 Amp max.
Contact resistance: 30 mΩ max. initial
Insulation resistance: 100 MΩ min.
Dielectric withstanding voltage: 500V AC for 1 minute

Mechanical:

Insertion force: 4.4 lbs max.
Withdrawal force: 0.3 kg min
Mating durability: 5000 cycles min.

Temperature Rating:


Operating temperature: -65°C to +125°C
Soldering process temperature:
Standard insulator: 235°C
Hi-Temp insulator: 260°C

PACKAGING:

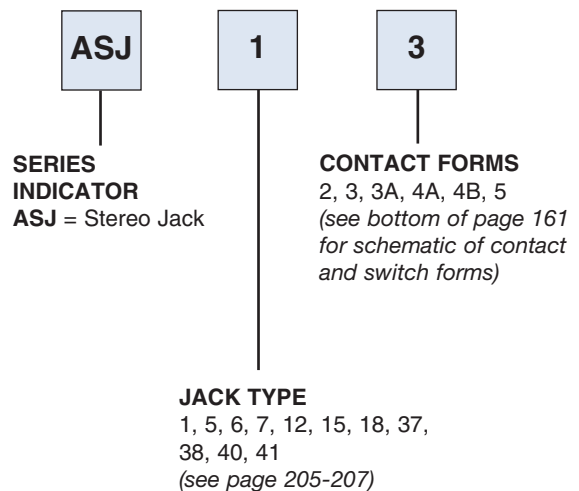
Anti-ESD plastic bags or Tape and Reel

APPROVALS AND CERTIFICATIONS:

UL Recognized File No. E224053
CSA Certified File No. LR1578596



ORDERING INFORMATION



OPTIONS:

Add designator(s) to end of part number

E = No back cover (Type 1 only)

K = Kinked soldertails
(Standard on Type 6, 7, 40)

M = M6 x 0.5 threaded bushing

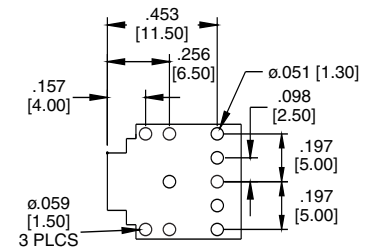
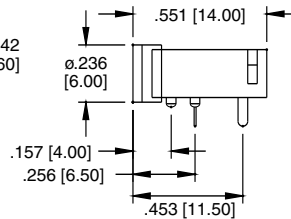
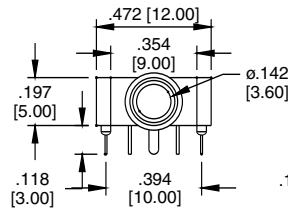
HT = Hi-Temp Nylon 6T insulator for Hi-Temp soldering processes up to 260°C

TR = Tape & Reel packaging

ASJ-1



ASJ-1-3

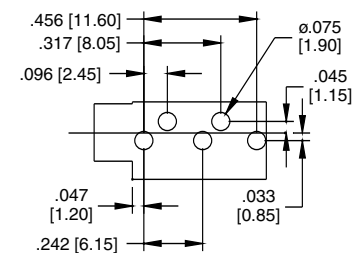
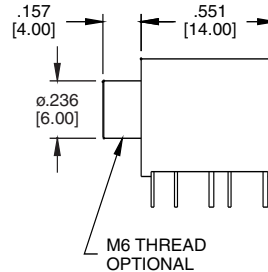
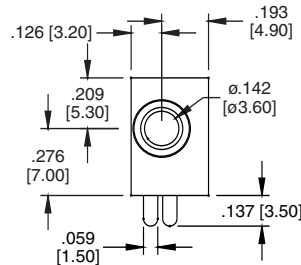


Recommended PCB Layout

ASJ-5



ASJ-5-4A

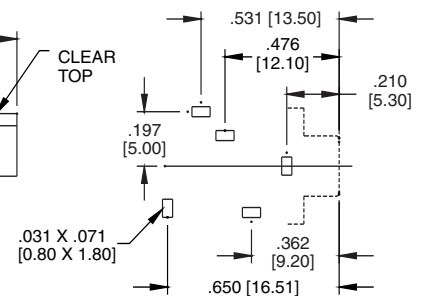
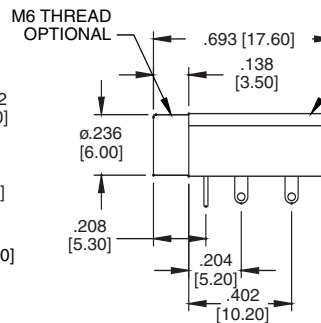
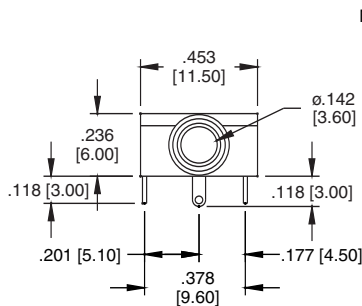


Recommended PCB Layout

ASJ-37



ASJ-37-5-M

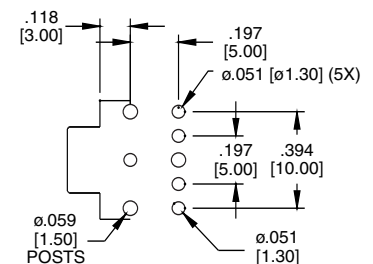
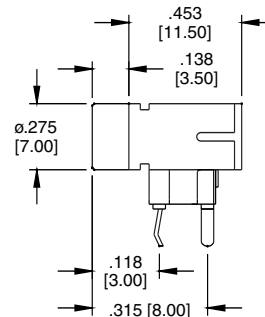
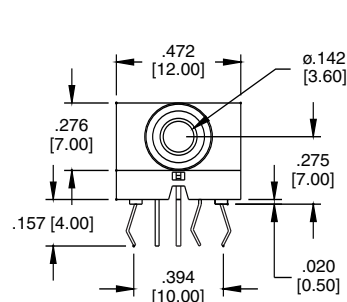


Recommended PCB Layout

ASJ-6



ASJ-6-5



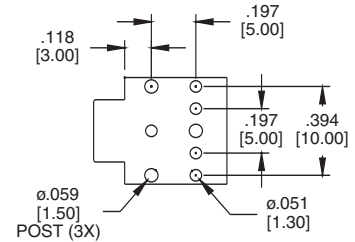
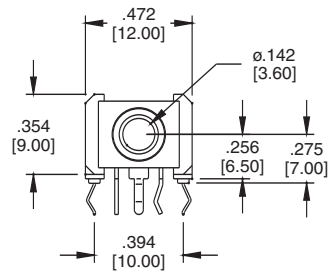
Recommended PCB Layout

Contact Form	Form 2	Form 3	Form 3A	Form 4A	Form 4B	Form 5
Schematic						

ASJ-7




ASJ-7-5

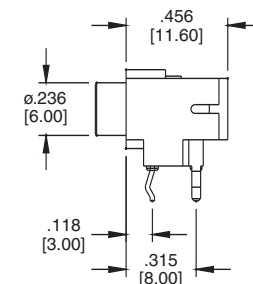
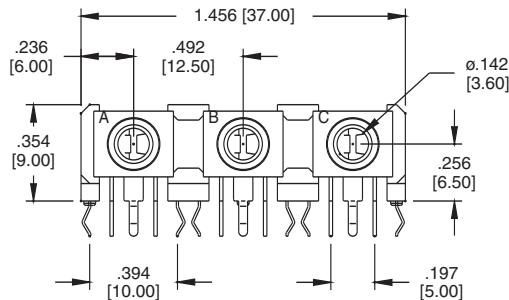


Recommended PCB Layout

ASJ-40



ASJ-40-4A

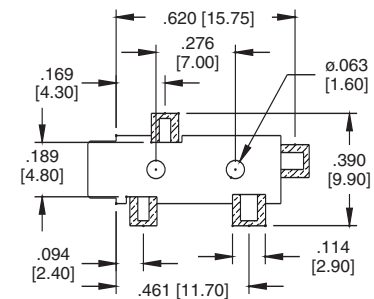
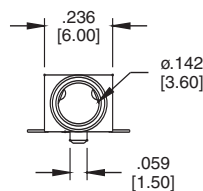


Recommended PCB Layout

ASJ-15



ASJ-15-4B

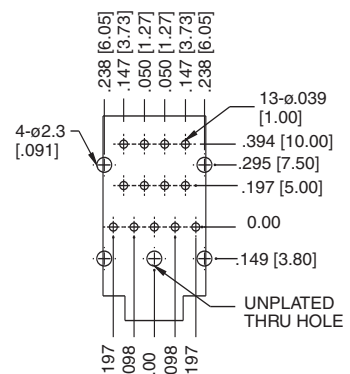
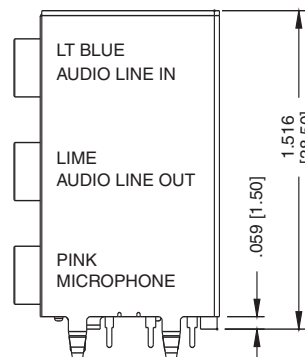
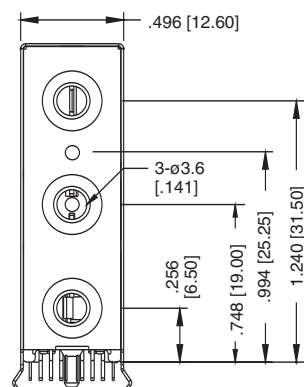


Recommended Solder Pad Layout

ASJ-41



ASJ-41-5

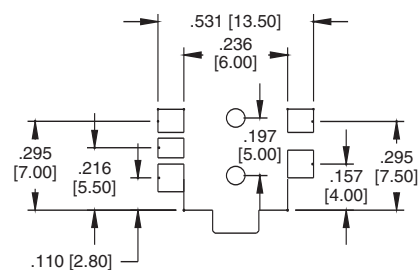
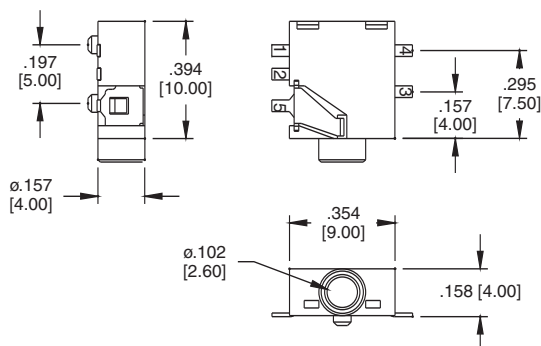


Recommended PCB Layout

ASJ-12



ASJ-12-5

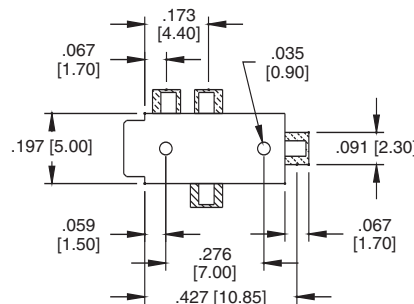
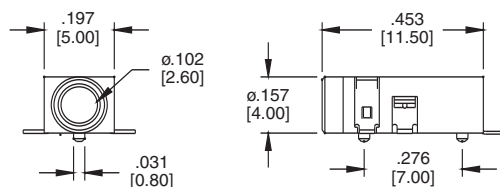


Recommended Solder Pad Layout

ASJ-18



ASJ-18-4B

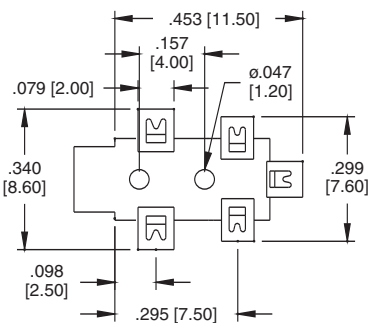
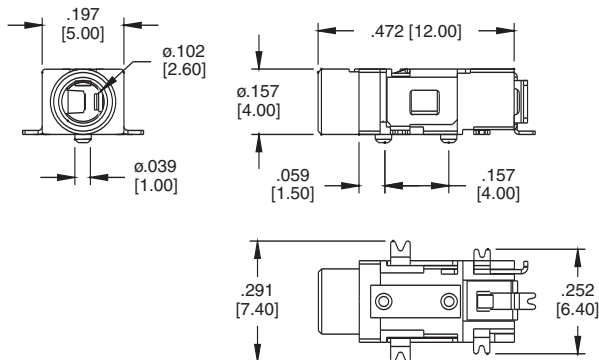


Recommended Solder Pad Layout

ASJ-38

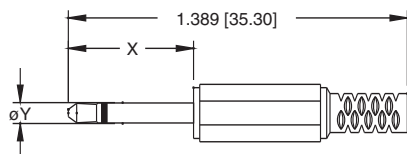


ASJ-38-5



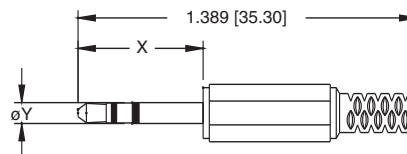
Recommended Solder Pad Layout

Mono Audio Plug



PART No.	X	Y
ASP-2.5-M-SR	.468 [11.90]	ø.098 [2.50]
ASP-3.5-M-SR	.590 [15.00]	ø.137 [3.50]

Stereo Audio Plug



PART No.	X	Y
ASP-2.5-S-SR	.468 [11.90]	ø.098 [2.50]
ASP-3.5-S-SR	.590 [15.00]	ø.137 [3.50]