

Features

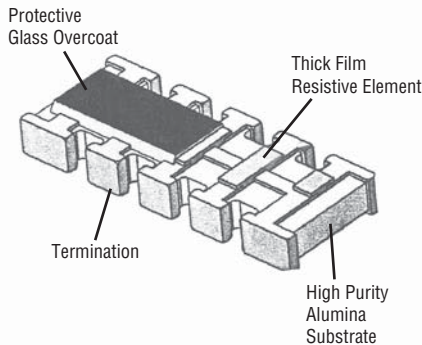
- JA version available to 100K ohms
- 10 pin with 8 resistors in bussed type for pull up/down circuit
- RoHS compliant*
- Convex termination style
- Resistance tolerance $\pm 5\%$
- E24 Series from 10 ohms to 43K ohms
- Suitable for all types of soldering processes
- Paper tape on plastic reel for automatic placement

Model CAY17 - Bussed Resistor Array

Characteristics

Number of Resistors .. 8 (bussed circuit)
 Power Rating per Resistor @ 70 °C
 31 mW
 Package Power Rating @ 70 °C
 250 mW
 Operating Temperature Range
 -55 °C to +155 °C
 Derated to 0 Load @ +125 °C
 Max. Working Voltage 25 V
 Max. Overload Voltage 50 V
 Resistance Tolerance $\pm 5\%$
 Resistance Range/E24 Series
 JA version 10 ohms to 100K ohms
 JB version 10 ohms to 43K ohms
 T.C.R. ± 250 ppm/°C

Construction



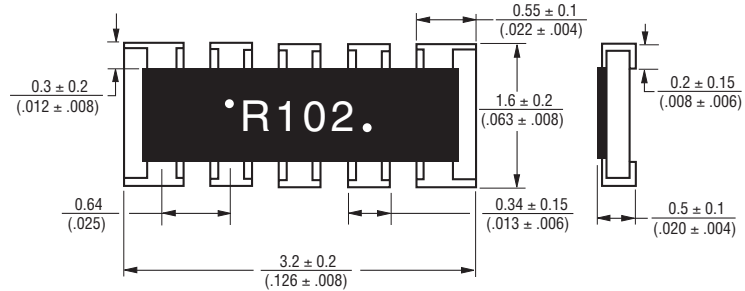
How To Order

CA Y 17 - 103 J A LF

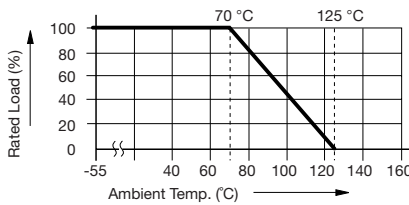
- Chip Arrays
- Type
 - Y = Convex
- Model
 - 17 = 1206 Package Size
- Resistance Code
 - 103 = 10K ohms
(JA range: 10 ohms to 100K ohms;
JB range: 10 ohms to 43K ohms)
- Resistance Tolerance
 - J = $\pm 5\%$
- Resistors
 - A = Common from terminal 5 to 10
 - B = Common from terminal 1 to 6
- Terminations
 - LF = Tin-plated (RoHS compliant)

For Standard Values Used in Capacitors, Inductors, and Resistors, [click here](#).

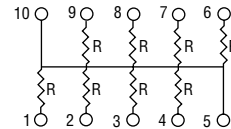
Product Dimensions



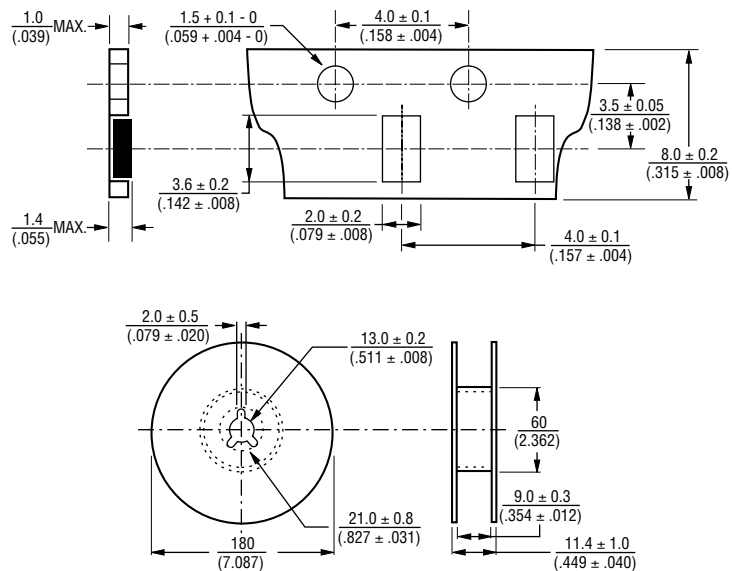
Derating Curve



Bussed Circuits - Option A



Packaging Dimensions



DIMENSIONS: $\frac{\text{MM}}{\text{(INCHES)}}$

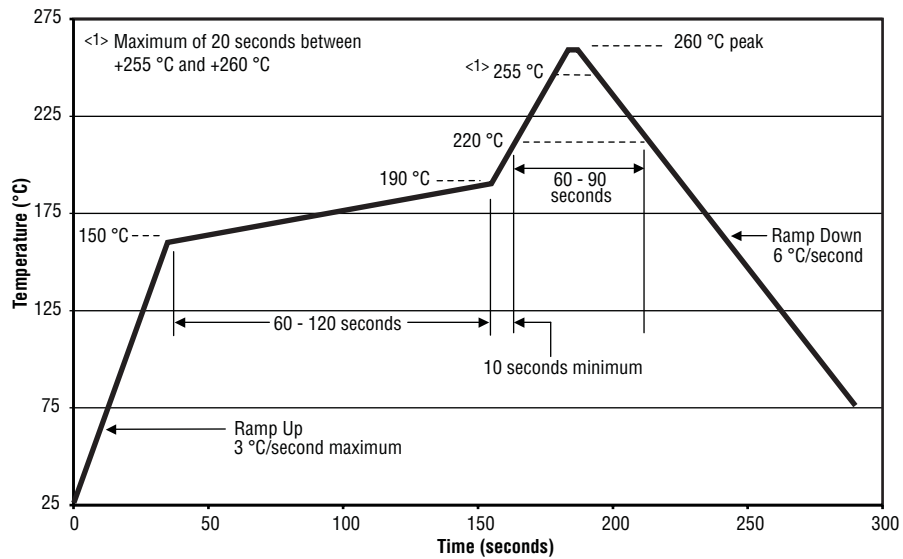
*RoHS Directive 2002/95/EC Jan 27, 2003 including Annex. Specifications are subject to change without notice.

Customers should verify actual device performance in their specific applications

Model CAY17 - Bussed Resistor Array

BOURNS®

Soldering Profile for RoHS Compliant Chip Resistors and Arrays



REV. 03/11

Specifications are subject to change without notice.
Customers should verify actual device performance in their specific applications