


*RoHS COMPLIANT



BOURNS®

Features

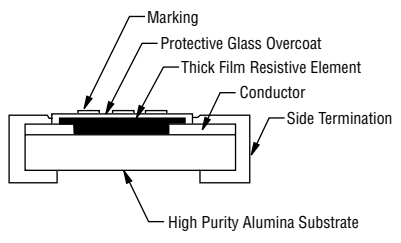
- RoHS compliant*
- 4 isolated resistors in an 0804 size package
- E24 series from 10 ohms to 1 megohm
- Concave termination style
- Resistance tolerance $\pm 5\%$
- Suitable for most types of soldering processes
- Paper tape on plastic reel for automatic placement

Model CAT10 - Chip Resistor Array

Characteristics

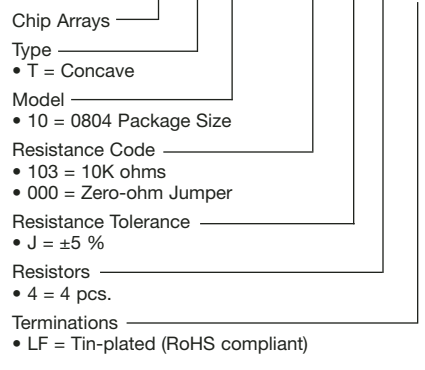
Number of Elements.....4 (isolated)
 Power Rating per Resistor @ 70 °C31 mW
 Package Power Rating @ 70 °C...125 mW
 Operating Temperature Range-55 °C to +125 °C
 Derated to 0 Load @.....+125 °C
 Max. Working Voltage.....25 V
 Max. Overload Voltage50 V
 Resistance Tolerance $\pm 5\%$
 Resistance Range/E24 Series10 ohms to 1 megohm plus Zero-ohm Jumper
 T.C.R..... ± 250 ppm/°C
 Packaging10,000 pieces per reel

Construction



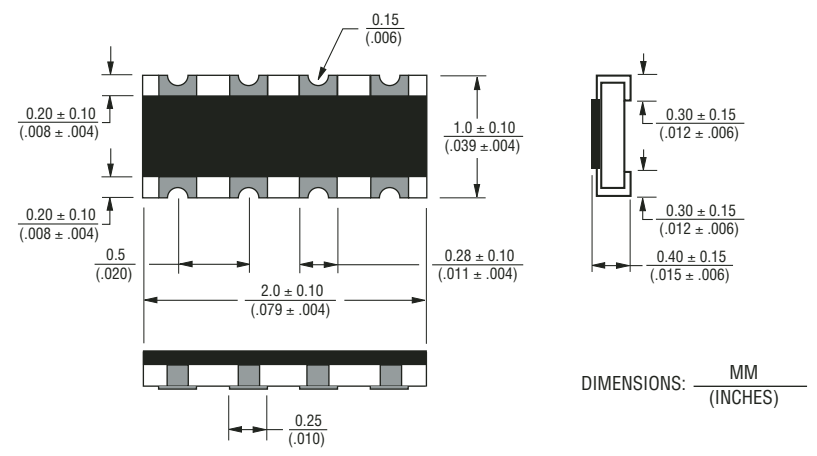
How To Order

CA T 10 - 103 J 4 LF

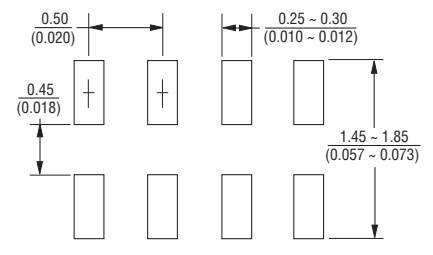


For Standard Values Used in Capacitors, Inductors, and Resistors, [click here](#).

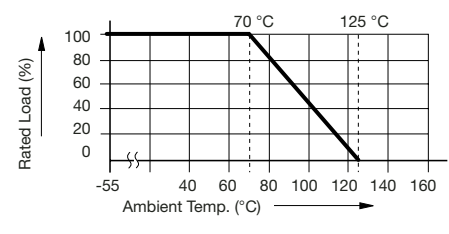
Product Dimensions



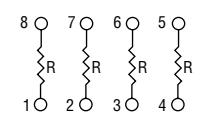
Land Pattern



Derating Curve



Isolated Circuit



Typical Part Marking

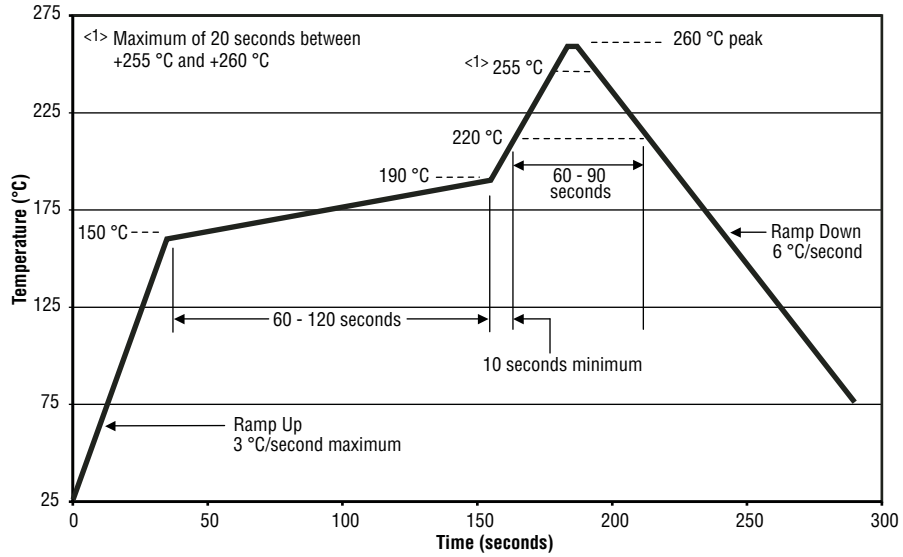
None on part. Label on reel will include part number.

*RoHS Directive 2002/95/EC Jan 27 2003 including Annex Specifications are subject to change without notice. Customers should verify actual device performance in their specific applications.

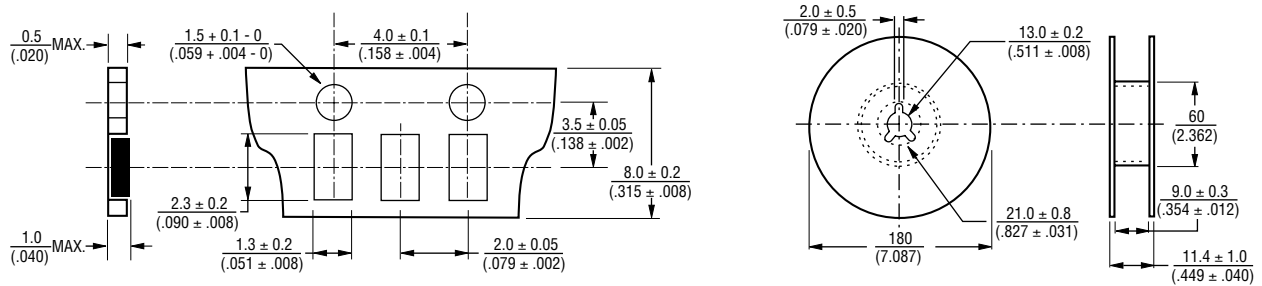
Model CAT10 - Chip Resistor Array

BOURNS®

Soldering Profile for RoHS Compliant Chip Resistors and Arrays



Packaging Dimensions



REV.02/08

Specifications are subject to change without notice. Customers should verify actual device performance in their specific applications.