

Slide Potentiometers for Mixer Fader Controls Low-profile Master Type (N Fader)

RS N Series



Low-profile type with excellent operability adds flexibility in set design.

Rotary Potentiometers

Slide Potentiometers



Typical Specifications

Items		Specifications
Total resistance tolerance		±20%
Maximum operating voltage		150V AC(RS60N Series) 350V AC(RSA0N Series)
Operating force	Single-unit	0.05 to 0.8N
	Dual-unit	0.05 to 0.9N
Operating life		30,000cycles
Operating temperature range		-10°C to +60°C

General-use

Mixer

Product Line

Number of resistor elements	Travel (mm)	Lever type	Length of lever (mm)	Total resistance (kΩ)	Resistance taper	Terminal style	Minimum packing unit (pcs.)	Products No.	Drawing No.
Single-unit	60	9-T (T-Bar)	8.2	10	15A	For PC board	600	RS60N111900H	1
	100						400	RSA0N111900Q	2
Dual-unit	60						600	RS60N1219A04	3
	100						400	RSA0N1219A03	4

Packing Specifications

Tray

Travel (mm)	Number of packages (pcs.)		Export package measurements (mm)
	1 case /Japan	1 case /export packing	
60	300	600	377 × 517 × 371
100	200	400	

Notes

1. Products other than those listed in above products are also available. Please contact us for details.
2. Please place purchase orders per minimum order unit N (integer).

Refer to P.451 for details of lever types.
Refer to P.451 for other detailed specifications.
Refer to P.451, 452, 470 for resistance taper.

Dimensions

Unit:mm

No.	Style	PC board mounting hole dimensions
1		
2		
3		
4		

Rotary Potentiometers

Slide Potentiometers

General-use

Mixer

Product Varieties

In addition to the recommended products, the following specifications can also be accommodated.

Total Resistance Variety

Total resistance (kΩ)	10	50	100	250
-----------------------	----	----	-----	-----

Resistance Taper

Resistance taper	15A	1B	10A
------------------	-----	----	-----

Lever Types

Unit:mm

Configuration code	1	4	9-T (T-Bar)
Dimensions			

Terminal Layout/Circuit Diagram (Viewed from Mounting Side)

Single-unit	Dual-unit

Corresponding Specification

Dust cover	Available
------------	-----------

Notes

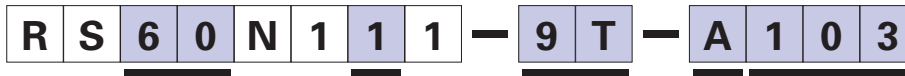
1. [Shaded box] marked are specifications recommended by ALPS.
2. Products other than those listed in the above list are also available. Please contact us for details.

Refer to P.452, 470 for resistance taper.

Orders Other Than Recommended Products

When ordering product varieties that are not listed in the Product Line, please specify by referring to the below example.

Sample Part Number



Travel

60	60mm
A0	100mm

Number of resistor elements

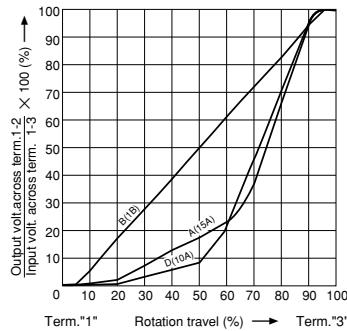
Single-unit	1
Dual-unit	2

Type of operation unit

Code	Configuration code
01	1
04	4
9T	9-T(T-Bar)

Resistance taper

Code	Resistance taper
A	15A
B	1B
D	10A



Total resistance

Code	Total resistance (kΩ)	Code	Total resistance (kΩ)
103	10	104	100
503	50	254	250







Rotary Potentiometers

Slide Potentiometers

General-use

Mixer

List of Varieties

Item	Master type		Low-profile master type				Motor-driven master type					
	RS□□K□□		RS□□N1		RS□□N1S		RS6011□P		RSA0K1□V		RS□□N1□M	
Photo												
Outlined specifications	Travel (mm)		60 100				60		100		60 100	
	Number of resistor elements		Single-unit	Dual-unit	Single-unit	Dual-unit	Single-unit		Dual-unit	Single-unit		Dual-unit
Electrical Performance	Total resistance (kΩ)		10, 50, 100		RS□□N1 : 10, 50, 100, 250 RS□□N1S : 10, 50, 100, 250 RS6011□P : 10, 20, 50				RS□□N1□M : 10, 50, 100, 250 RSA0K1□V : 10			
	Resistance taper		15A, 1B		RS□□N1 : 15A, 1B, 10A RS□□N1□S : 15A, 1B, 10A RS6011□P : 15A, 1B, 10A				Single-unit : 1B Dual-unit : Servo 1B Audio 15A, 1B, 10A			
Mechanical Performance	Operating force		Standard : 0.1 to 0.6N		RS□□N1□ Single-unit : 0.05 to 0.8N Dual-unit : 0.05 to 0.9N RS6011□P 0.1 to 2.0N RS□□N1S 0.05 to 0.8N				RS□□N1□M 0.3 to 1.3N RSA0K1□V, Single-unit : 0.15 to 0.65N Dual-unit : 0.25 to 0.9N			
	Stopper strength		100N									
	Lever push-pull strength		100N		50N							
	Lever deviation (mm) ※Both Side		$\frac{2(2 \times L)}{25}$									
	Lever deviation		0.5mm max. (One side)									
Soldering	Manual soldering		350°C max. 3s max.									
	Dip soldering		—		260°C max. 5s max. RS□□N1□M(Lead type), RSA0K1□V : not available							
Environmental Performance	Cold		-30±2°C for 96h									
	Dry heat		70±2°C for 240h									
	Damp heat		40±2°C, 90 to 95%RH for 96h									
Page	445		449		453		456		459			

Rotary Potentiometers

Slide Potentiometers

General-use

Mixer

● Slide Volume Control Operations Cautions.....465, 466

Notes

1. Attenuation is specified for residual resistance.
2. "L" in the "Lever Wobble" column of the above table indicates the length of lever.
3. Products other than those listed in the above list are also available. Please contact us for details.