

## Features

- Remote controllable
- Suitable for both motorized and manual operation
- Dual section
- Smooth manual operating feel
- Various taper options
- RoHS compliant\*



## PRM16 Series - 16 mm Motorized Potentiometer

### Electrical Characteristics

Taper.....	Linear, audio
Standard Resistance Range.....	1K ohms to 1 megohm
Standard Resistance Tolerance.....	±20 %
Power Rating	
B3 Taper.....	0.1 watt
Other Tapers.....	0.05 watt
Maximum Operating Voltage.....	150 Vac
Attenuation	
R≥100K ohms.....	100 dB min.
100K ohms>R≥50K ohms.....	90 dB min.
50K ohms>R≥10K ohms.....	80 dB min.
10K ohms>R≥5K ohms.....	70 dB min.
5K ohms>R≥1K ohms.....	60 dB min.
1K ohms>R≥500 ohms.....	50 dB min.
Voltage Proof.....	500 VDC for 1 minute
Motor Voltage.....	4.5 VDC
Motor Current (@ 4.5 VDC).....	100 mA max.

### Environmental Characteristics

Operating Temperature Range.....	-10 °C to +70 °C
Sliding Noise.....	47 mV max.

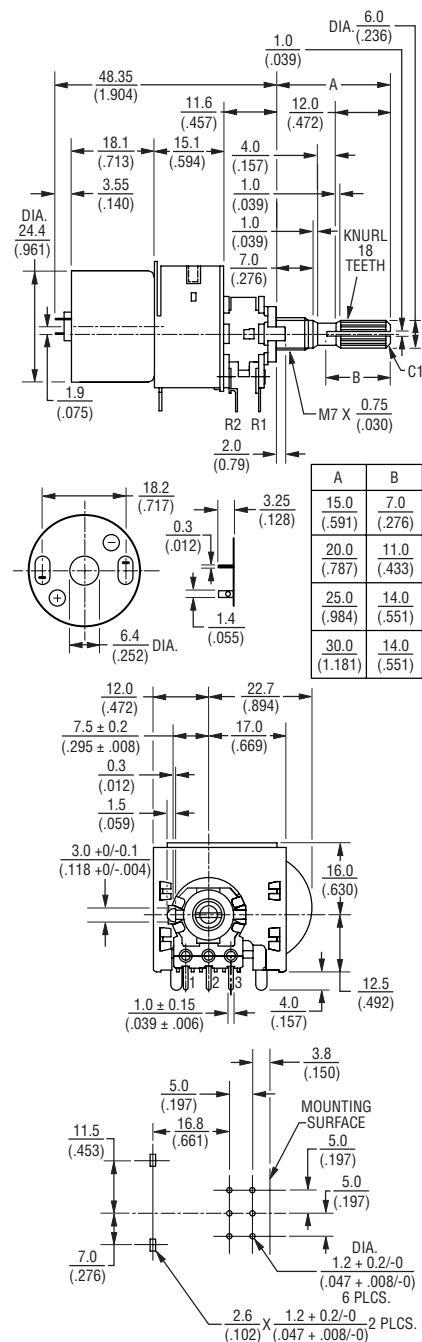
### Mechanical Characteristics

Mechanical Angle.....	300 ° ±5 °
Rotational Speed.....	12 ±3 seconds
Rotational Torque.....	150 to 450 g-cm
Stop Strength.....	9 kg-cm max.
Push-pull Strength.....	10 kg max. for 10 seconds
Rotational Life.....	15,000 cycles
Soldering Condition.....	260 °C within 5 seconds or 300 °C within 3 seconds
Hardware.....	One flat washer and mounting nut supplied per potentiometer with bushing

### Standard Resistance Table

Resistance (Ohms)	Resistance Code
1,000	102
2,000	202
5,000	502
10,000	103
20,000	203
50,000	503
100,000	104
200,000	204
500,000	504
1,000,000	105

### Product Dimensions



DIMENSIONS:  $\frac{MM}{(IN)}$

TOLERANCES UNLESS OTHERWISE NOTED:

$\leq \frac{10.0}{(.394)} = \frac{\pm 0.3}{(\pm .012)}$      $> \frac{10.0}{(.394)} = \frac{\pm 0.5}{(\pm .020)}$

\*RoHS Directive 2002/95/EC Jan 27 2003 including Annex  
 Specifications are subject to change without notice.  
 Customers should verify actual device performance in their specific applications.

## Applications

- Guitar amplifiers
- Mixing consoles
- Amplifiers, CD players, karaoke volume controls
- Servo tracks

## PRM16 Series - 16 mm Motorized Potentiometer

**BOURNS®**

### How To Order

**P R M 1 6 2 - K 4 1 5 K - 1 0 3 B 3**

MODEL DESIGNATOR	
Code	Description
PRM16	16 mm Motorized Potentiometer

NUMBER OF SECTIONS	
Code	Description
2	Dual Section

TERMINAL CONFIG. (PIN LAYOUT)	
Code	Description
K	PC Pins Vertical/Down Facing

DETENT OPTION	
Code	Description
4	No Detents

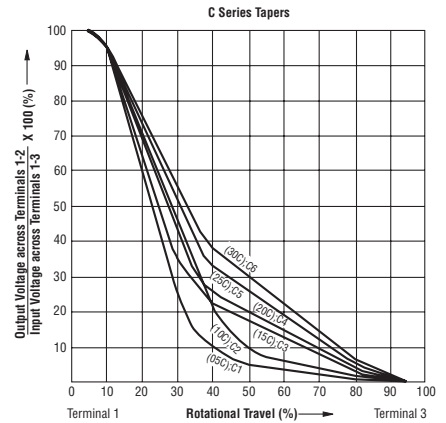
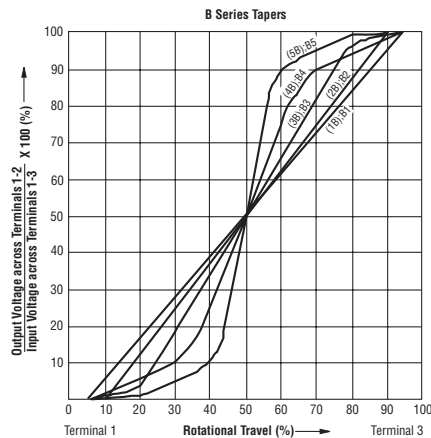
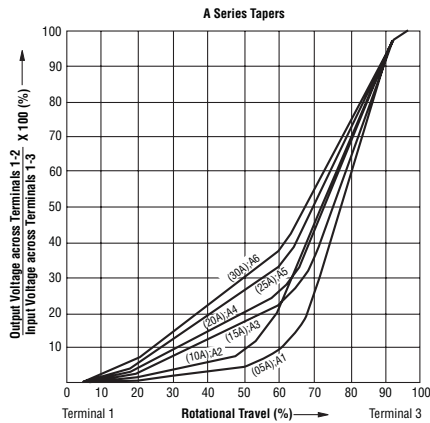
STANDARD SHAFT LENGTH	
Code	Description
15	15 mm
20	20 mm
25	25 mm
30	30 mm

SHAFT STYLE	
Code	Description
K	Knurled (18 Tooth Serrated)

**RESISTANCE TAPER (SEE TAPER CHARTS)**  
Taper Series followed by Curve Number

RESISTANCE CODE	
Code	Value in Ohms
102	1,000
202	2,000
502	5,000
103	10,000
203	20,000
503	50,000
104	100,000
204	200,000
504	500,000
105	1,000,000

### Tapers



REV. 02/10

Specifications are subject to change without notice. Customers should verify actual device performance in their specific applications.