



**BOURNS®**

**Features**

- Split knurled or plain shaft options
- DPDT push-pull switch
- Metal bushing and shaft
- Carbon element
- Linear and audio taper options
- RoHS compliant\*



**PDB183-GTR - 17 mm Guitar Potentiometer w/Push-Pull Switch**

**Electrical Characteristics**

Taper..... Linear, audio  
 Standard Resistance Range  
 ..... 10K ohms to 1M ohms  
 Standard Resistance Tolerance... ±20 %  
 Residual Resistance ..... 1 % max.

**Environmental Characteristics**

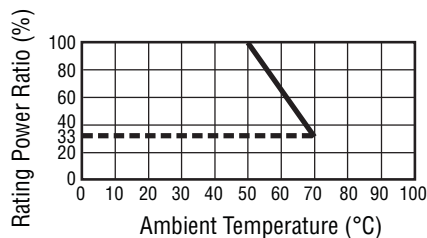
Operating Temperature  
 ..... -10 °C to +50 °C  
 Power Rating  
 Linear ..... 0.2 watt  
 Audio ..... 0.1 watt  
 Maximum Operating Voltage  
 Linear ..... 200 V  
 Audio ..... 150 V  
 Sliding Noise ..... 47 mV max.

**Mechanical Characteristics**

Mechanical Angle ..... 300 ° ±5 °  
 Rotational Torque ..... 30 to 100 g-cm  
 Stop Strength ..... 5 kg-cm min.  
 Rotational Life ..... 15,000 cycles  
 Switch Life ..... 15,000 cycles  
 Switch Type ..... DPDT  
 Switch Travel ..... 4.3 ± 0.2 mm  
 (.169 ± .008 in.)

Soldering Condition  
 Manual/Wave  
 ..... 260 °C max. for 3 seconds max.  
 Wash ..... Not recommended  
 Hardware ..... One flat washer and  
 mounting nut supplied per  
 potentiometer with bushing

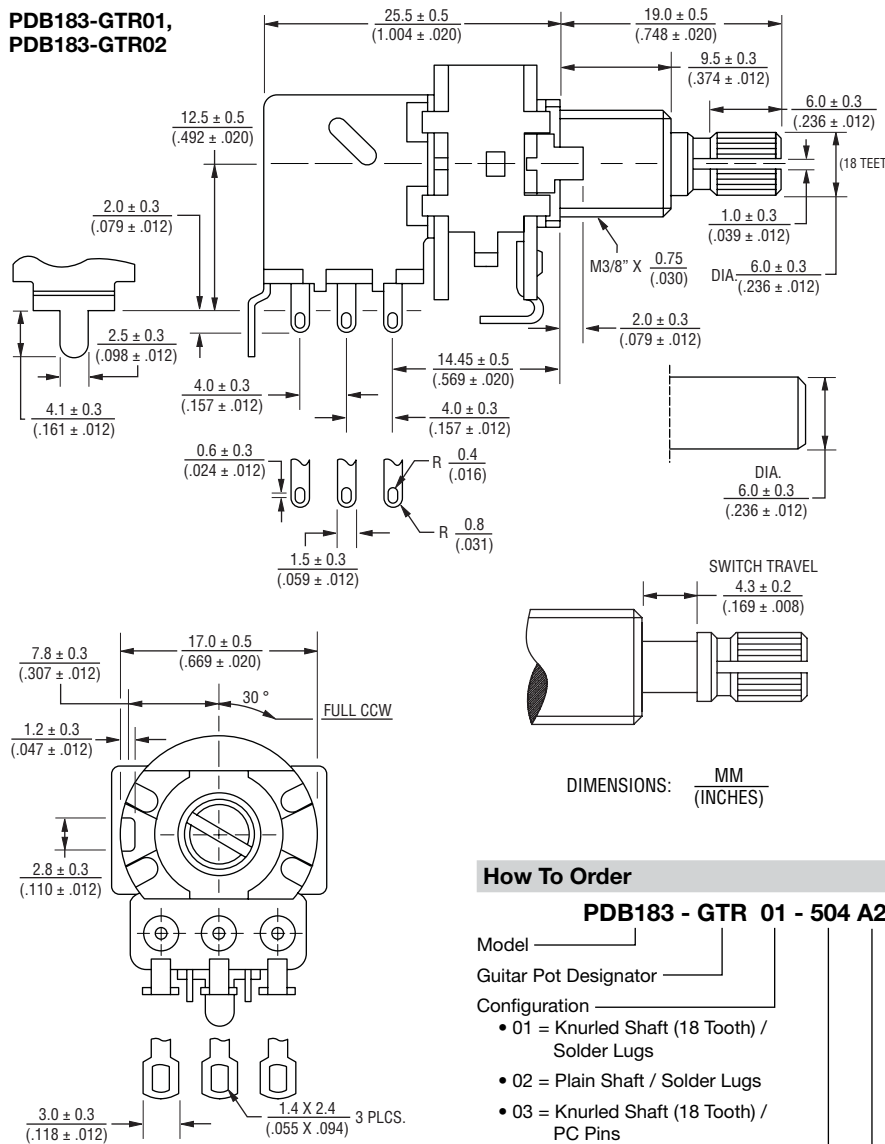
**Derating Curve**



**Standard Resistance Table**

| Resistance (Ohms) | Resistance Code |
|-------------------|-----------------|
| 10,000            | 103             |
| 25,000            | 253             |
| 50,000            | 503             |
| 100,000           | 104             |
| 250,000           | 254             |
| 300,000           | 304             |
| 500,000           | 504             |
| 1,000,000         | 105             |

**Product Dimensions**



**How To Order**

**PDB183 - GTR 01 - 504 A2**

Model \_\_\_\_\_

Guitar Pot Designator \_\_\_\_\_

Configuration \_\_\_\_\_

- 01 = Knurled Shaft (18 Tooth) / Solder Lugs
- 02 = Plain Shaft / Solder Lugs
- 03 = Knurled Shaft (18 Tooth) / PC Pins
- 04 = Plain Shaft/PC Pins
- 11 = Knurled Shaft (24-Tooth) / Solder Lugs
- 13 = Knurled Shaft (24-Tooth) / PC Pins
- 21 = Knurled Shaft (18 Tooth) / Solder Lugs / Dual Gang
- 22 = Plain Shaft / Solder Lugs/ Dual Gang

Resistance Code (See table) \_\_\_\_\_

Resistance Taper (See taper charts) \_\_\_\_\_

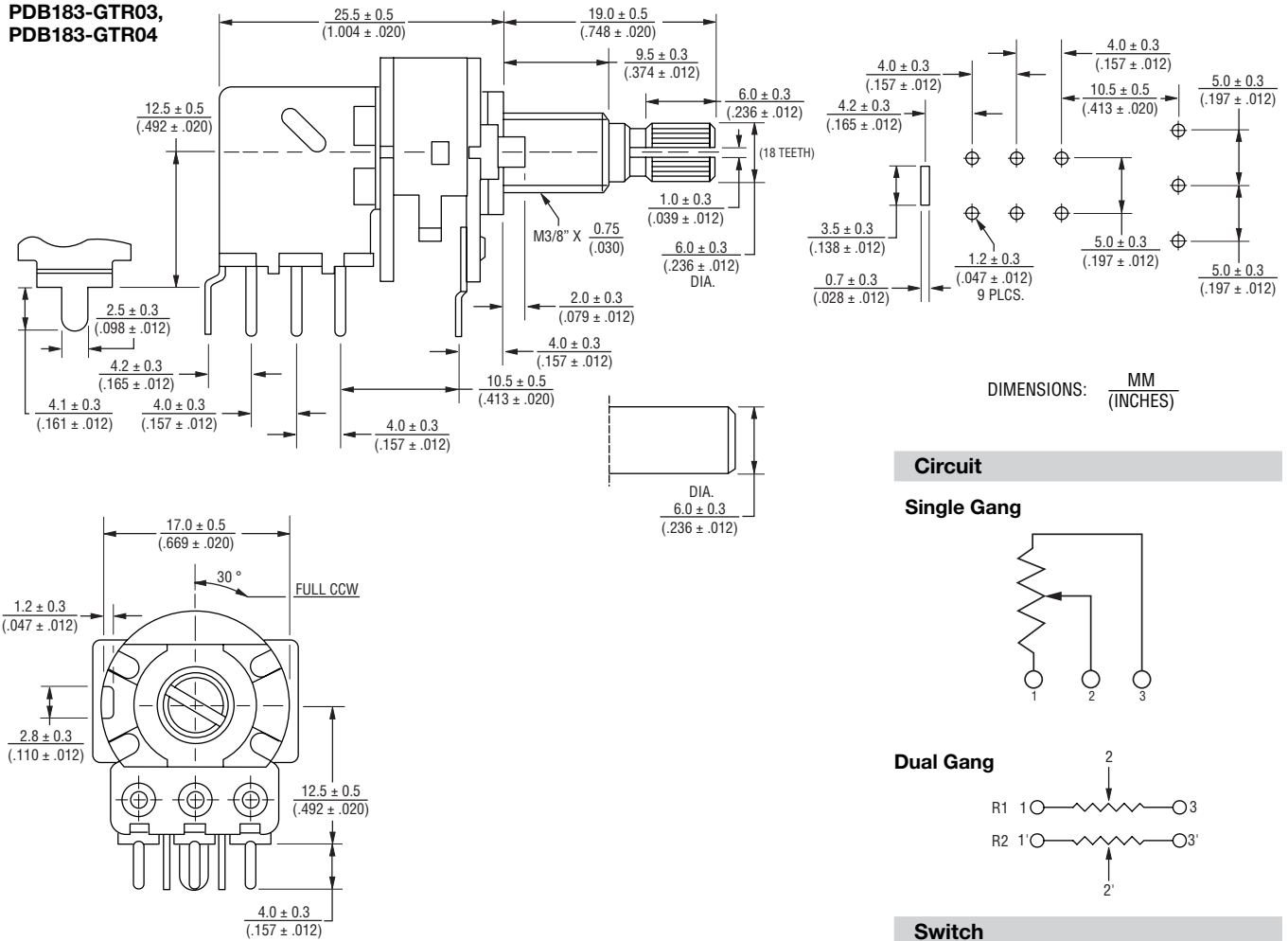
\*RoHS Directive 2002/95/EC Jan 27 2003 including Annex. Specifications are subject to change without notice. Customers should verify actual device performance in their specific applications.

# PDB183-GTR - 17 mm Guitar Potentiometer w/Push-Pull Switch

**BOURNS®**

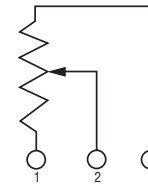
## Product Dimensions

**PDB183-GTR03,  
PDB183-GTR04**

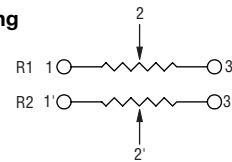


## Circuit

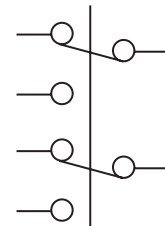
### Single Gang



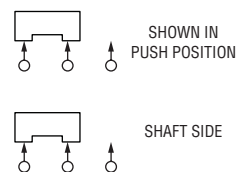
### Dual Gang



## Switch

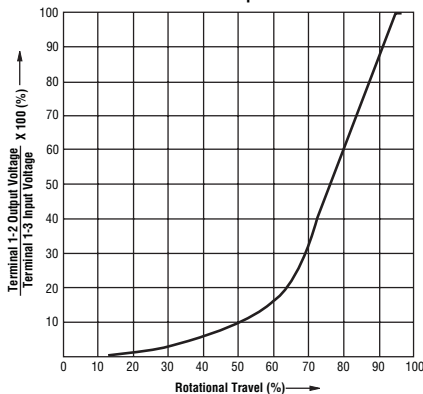


## Schematic

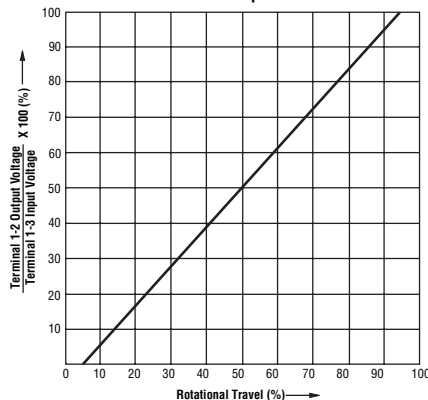


## Tapers

### A2 Taper



### B0 Taper



Specifications are subject to change without notice. Customers should verify actual device performance in their specific applications.



